



US00D331308S

United States Patent [19]

[11] Patent Number: **Des. 331,308**

Troyant

[45] Date of Patent: **** Nov. 24, 1992**

[54] COIN BANK

D. 292,139	9/1987	Beal	D99/34
D. 292,739	11/1987	Izant	D99/34
D. 315,648	3/1991	Castillo	D99/34
1,130,978	3/1915	Jackson	453/61

[76] Inventor: **Steve Troyant, 8733 Magnolia Ave., #128, Santee, Calif. 92071**

[**] Term: **14 Years**

Primary Examiner—Donald P. Walsh
Assistant Examiner—J. H. Musgrove
Attorney, Agent, or Firm—Frank D. Gilliam

[21] Appl. No.: **565,372**

[57] **CLAIM**

[22] Filed: **Aug. 6, 1990**

[52] U.S. Cl. **D99/35**

The ornamental design for a coin bank, as shown.

[58] Field of Search D99/35, 34; 206/0.8, 206/0.81, 0.82; 453/58, 60, 61, 63

DESCRIPTION

[56] **References Cited**

FIG. 1 is a top plan view a coin bank showing my new design;

U.S. PATENT DOCUMENTS

FIG. 2 is a front elevational view;

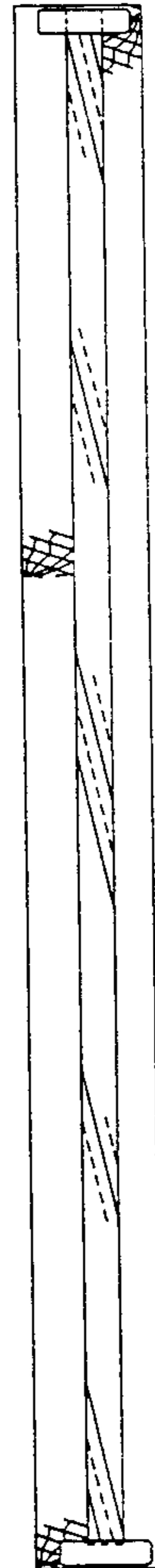
D. 154,028	6/1949	Du Mont	D99/34
D. 188,511	8/1960	Shanok et al.	D99/34
D. 189,215	11/1960	Henkel	D99/34
202,188	4/1878	Ostergard	453/61

FIG. 3 is a rear elevational view;

FIG. 4 is a bottom plan view;

FIG. 5 is a right side elevational view; and,

FIG. 6 is a left side elevational view thereof.



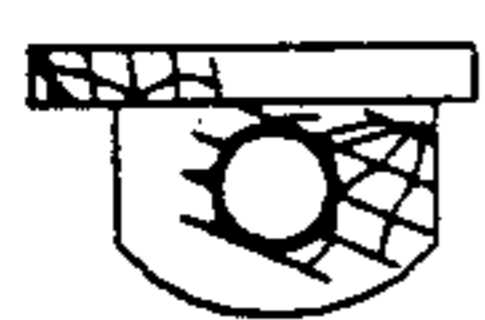


FIGURE 1

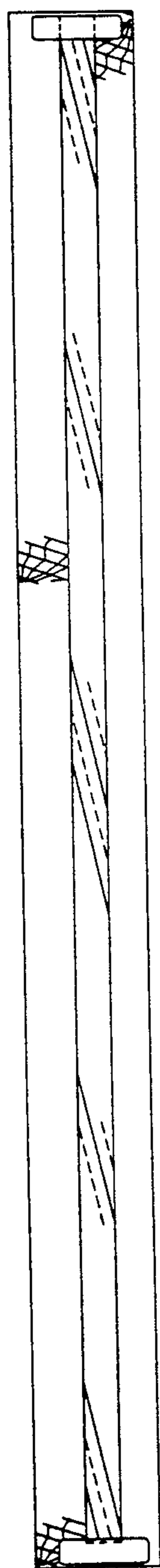


FIGURE 2

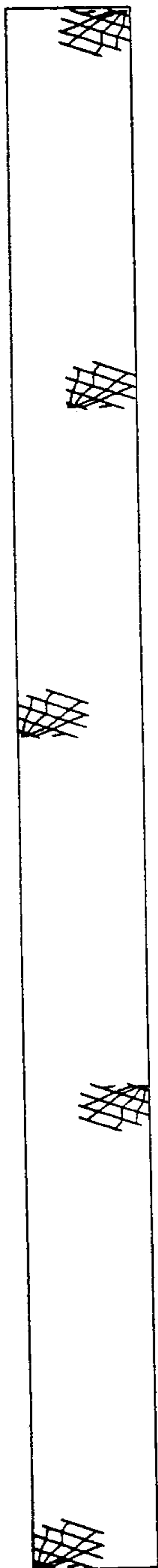


FIGURE 3

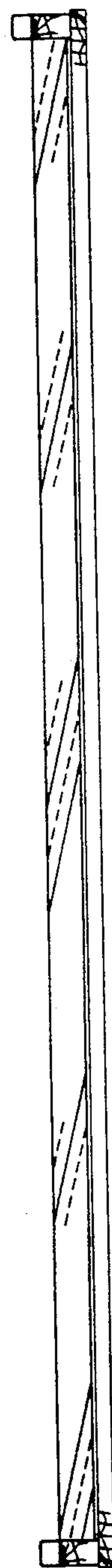


FIGURE 5

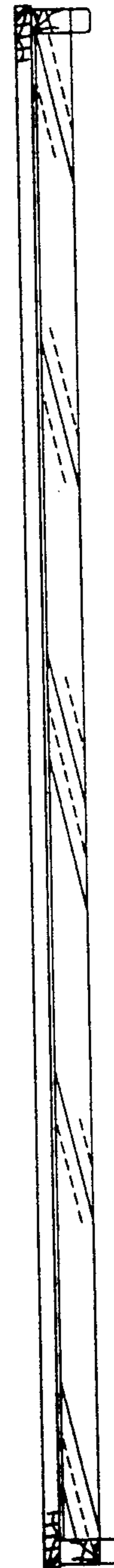


FIGURE 6



FIGURE 4