



US00D331301S

United States Patent [19]
Say, Jr.

[11] **Patent Number: Des. 331,301**
[45] **Date of Patent: ** Nov. 24, 1992**

[54] **LOTTERY SCRATCH KEY**

[76] **Inventor: Ronald A. Say, Jr., 5654 Struthers Ct., Winter Haven, Fla. 33884**

[**] **Term: 14 Years**

[21] **Appl. No.: 514,566**

[22] **Filed: Apr. 26, 1990**

[52] **U.S. Cl. D32/46; D3/62; D8/348; D21/37**

[58] **Field of Search D3/62, 64; D8/18, 19, D8/33, 34, 40, 347, 348; D21/37; D32/40, 41, 43, 46; 7/151, 152; 30/164.9, 169; 81/3.41, 3.55**

[56] **References Cited**

U.S. PATENT DOCUMENTS

- D. 245,830 9/1977 deGross D8/18
- D. 247,263 2/1978 van Benthem D3/64
- D. 290,056 5/1987 Hatfield D3/62
- D. 293,143 12/1987 Cornell D32/46
- D. 301,826 6/1989 Tucker D8/18

- D. 302,880 8/1989 Terry D32/40
- D. 311,980 11/1990 Baker D3/62
- D. 311,981 11/1990 Kabbaby et al. D32/46
- 941,865 11/1909 Forsyth et al. 81/3.55
- 2,089,536 8/1937 Champlin et al. 81/3.55
- 3,872,745 3/1975 Garza et al. 81/3.55

FOREIGN PATENT DOCUMENTS

- 0024245 12/1929 Australia 7/151

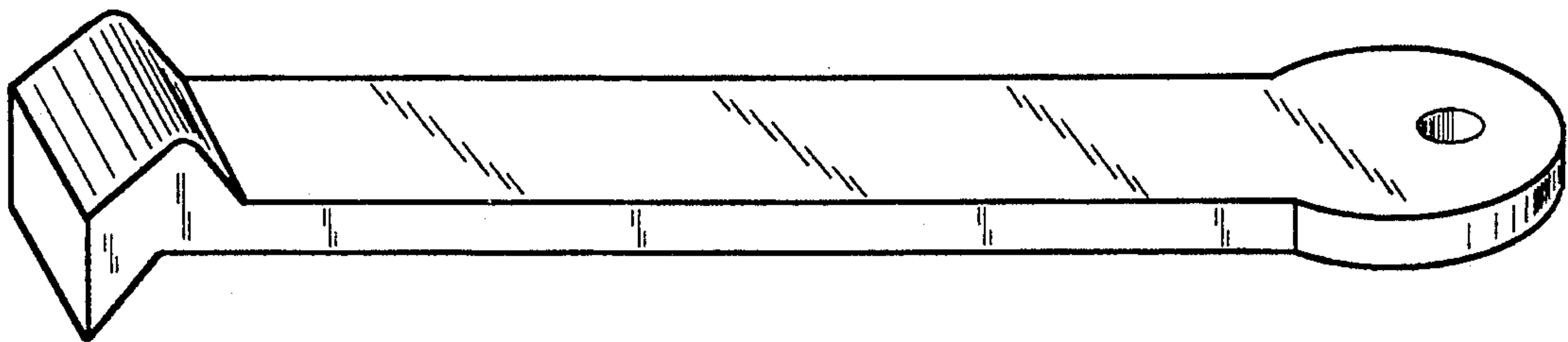
Primary Examiner—Bernard Ansher
Assistant Examiner—Sandra Morris
Attorney, Agent, or Firm—Hadd S. Lane

[57] **CLAIM**

The ornamental design for a lottery scratch key, as shown and described.

DESCRIPTION

FIG. 1 is a side view of a lottery scratch key showing my new design;
FIG. 2 is a top view thereof; and,
FIG. 3 is a perspective view thereof.






Fig. 1

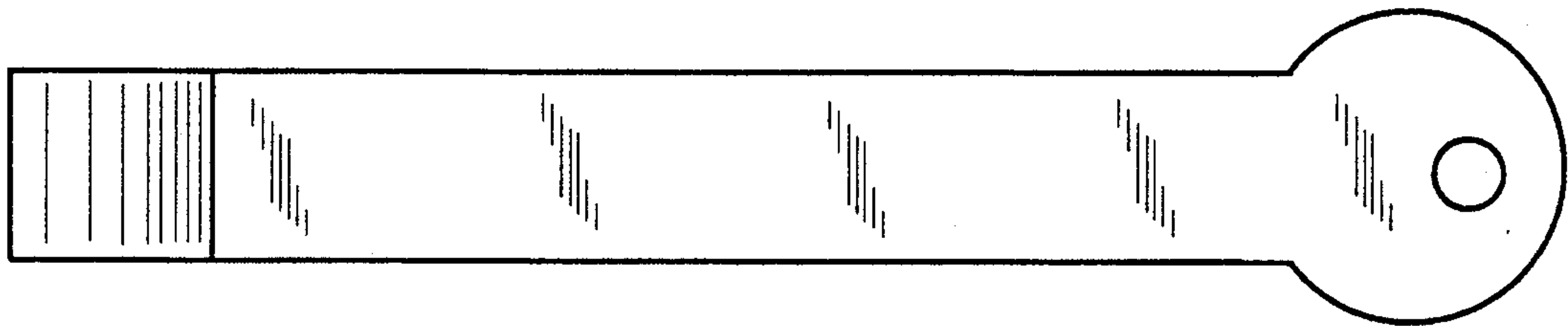


Fig. 2

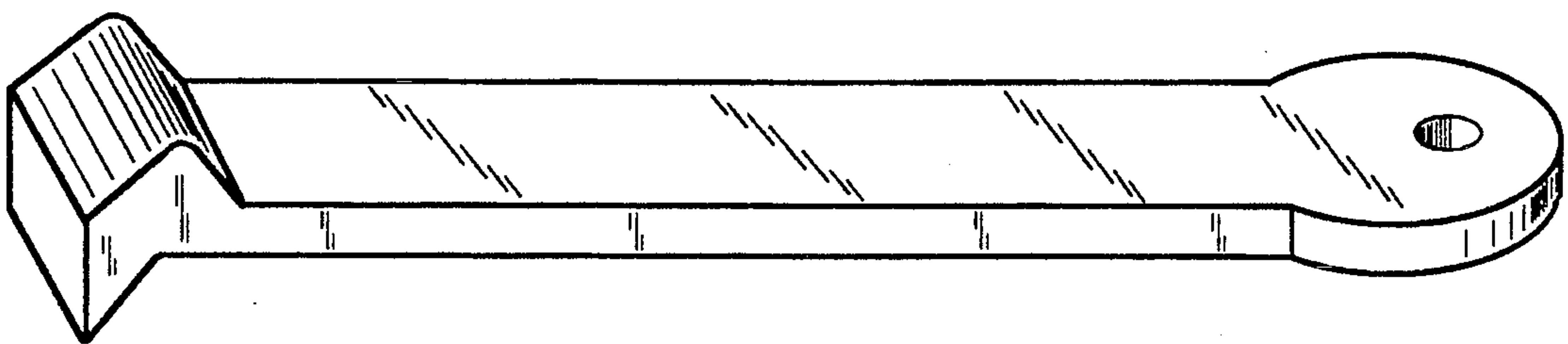


Fig. 3