



US00D331271S

**United States Patent** [19]  
**Blake**

[11] **Patent Number: Des. 331,271**  
[45] **Date of Patent: \*\* Nov. 24, 1992**

[54] **GOLF TEE**

[75] **Inventor: John Blake, Ashburn, Canada**

[73] **Assignee: John Blake and Sons Limited,  
Ashburn, Canada**

[\*\*] **Term: 14 Years**

[21] **Appl. No.: 533,907**

[22] **Filed: Jun. 6, 1990**

[30] **Foreign Application Priority Data**

Dec. 8, 1989 [CA] Canada ..... 08-12-89-2  
[52] **U.S. Cl. .... D21/208**  
[58] **Field of Search ..... D21/208, 234; 273/33,  
273/201, 202, 204, 205, 208, 209, 210, 211**

[56]

**References Cited**

**U.S. PATENT DOCUMENTS**

D. 316,286 4/1991 Johnson ..... D21/208  
1,864,516 6/1932 Becket ..... D21/234 X  
2,018,146 10/1935 Penny ..... D21/234 X  
4,951,945 8/1990 Gamble ..... 273/33

*Primary Examiner*—Bernard Ansher  
*Assistant Examiner*—Lucy Lieberman  
*Attorney, Agent, or Firm*—Wegner, Cantor, Mueller & Player

[57]

**CLAIM**

The ornamental design for a golf tee, as shown and described.

**DESCRIPTION**

FIG. 1 is a front and left side perspective view of a golf tee showing my new design;  
FIG. 2 is a front elevation thereof, the rear elevation is the same;  
FIG. 3 is a top plan view thereof; and,  
FIG. 4 is a right side elevation thereof.

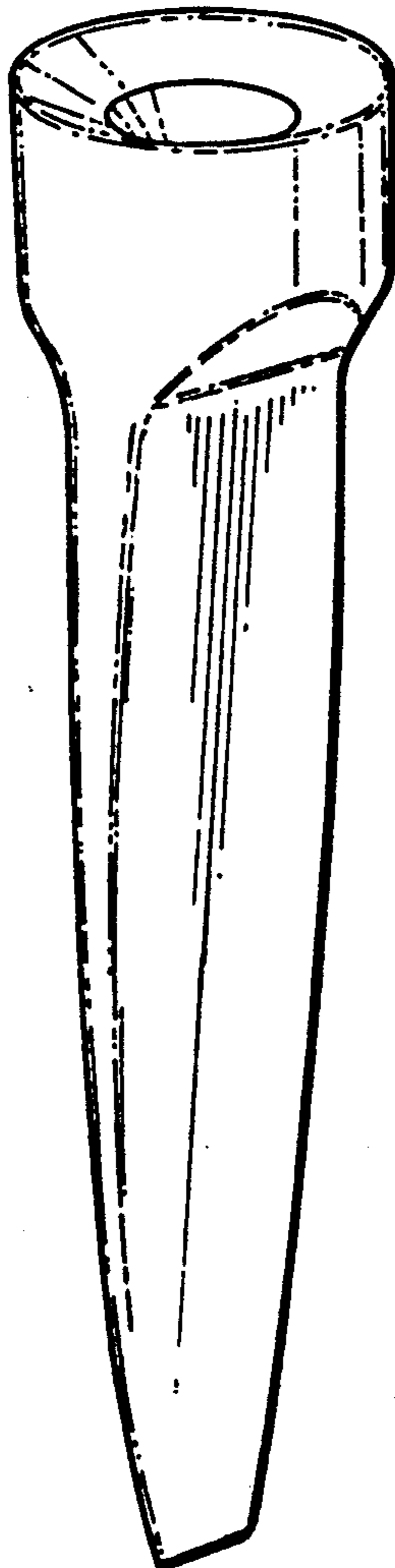


FIG. 1

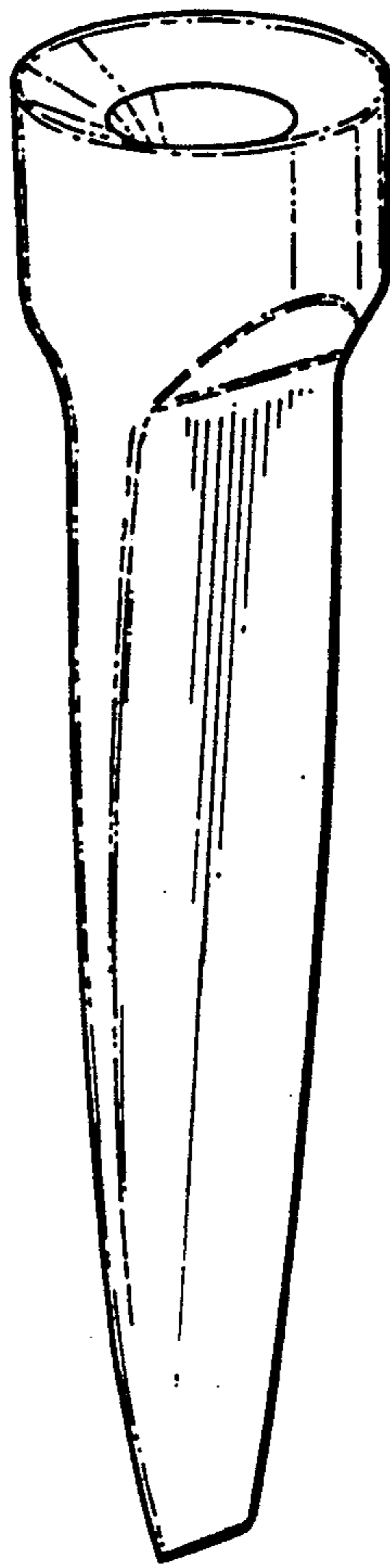


FIG. 2




FIG. 4

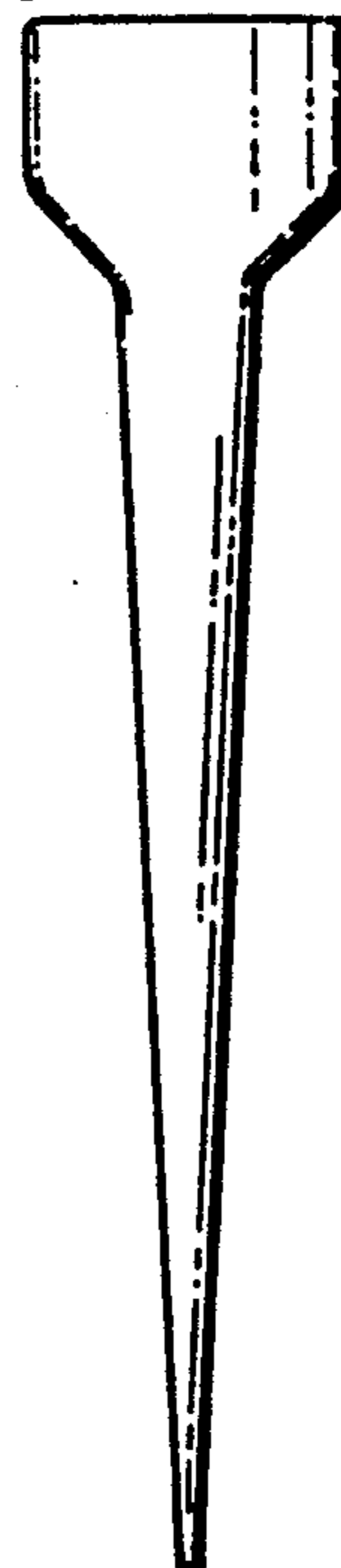


FIG. 3

