



US00D331262S

# United States Patent [19]

[11] Patent Number: **Des. 331,262**

O'Brien

[45] Date of Patent: **\*\* Nov. 24, 1992**

[54] **TAPE DISPENSER**

3,993,230	11/1976	Oakes	.....	225/47
4,447,281	5/1984	Joy	.....	156/523 X
4,729,518	3/1988	Mathna et al.	.....	156/527 X

[76] Inventor: **Thomas L. O'Brien, R.D. #2, Box 2629, Lake Rd. South, Charlotte, Vt. 05445**

*Primary Examiner*—Nelson C. Holtje  
*Assistant Examiner*—Martha Thompson  
*Attorney, Agent, or Firm*—Thomas N. Neiman

[\*\*] Term: **14 Years**

[21] Appl. No.: **698,066**

[57] **CLAIM**

[22] Filed: **May 10, 1991**

The ornamental design for a tape dispenser, as shown and described.

[52] U.S. Cl. .... **D19/69; D19/67**

[58] Field of Search ..... **D19/65, 67, 68, 69, D19/99, 100; 225/6, 7, 19, 34, 35, 45, 47, 56, 65, 77, 89; 156/523, 527; 312/38, 39**

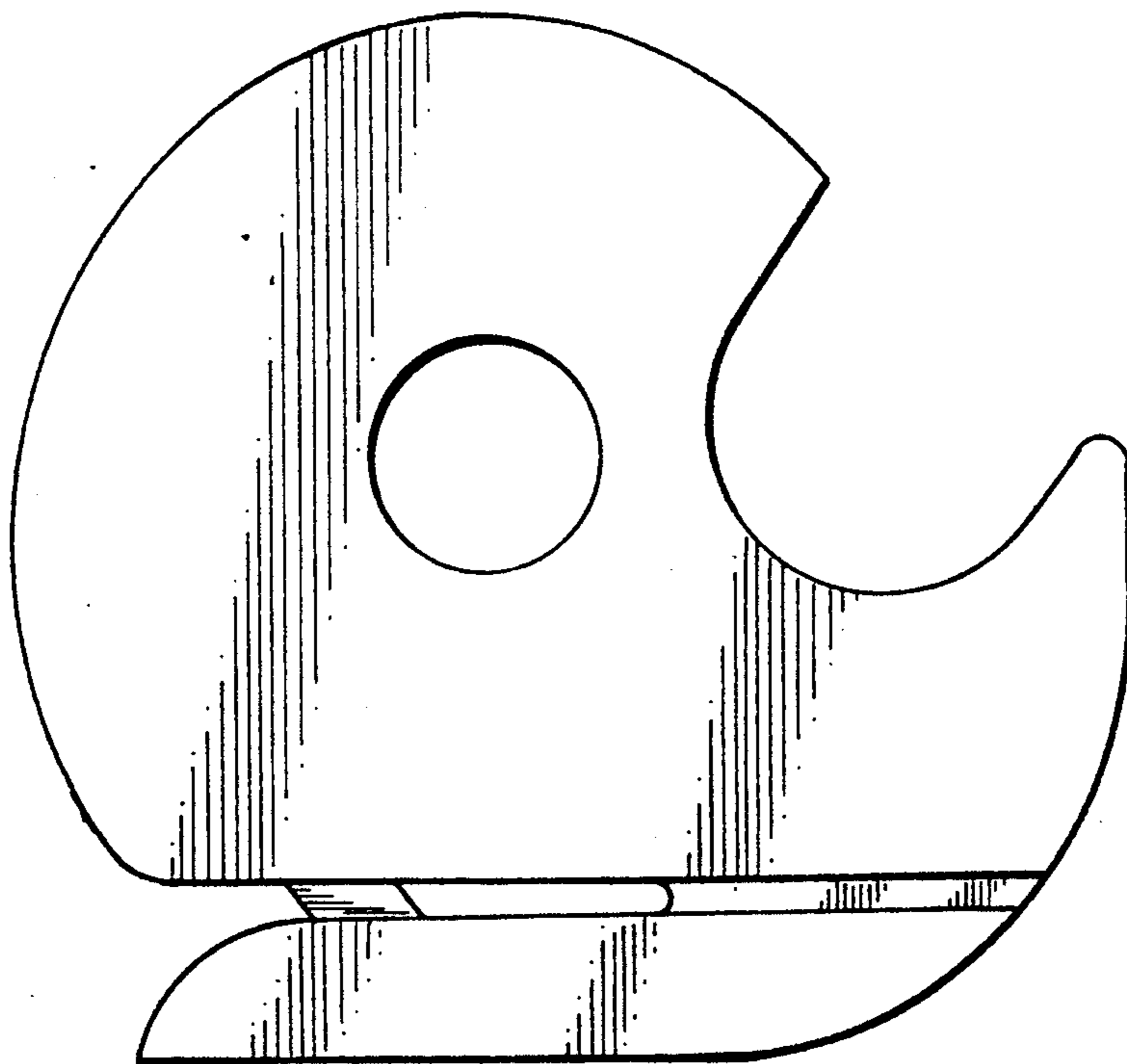
**DESCRIPTION**

FIG. 1 is a left side elevational view of a tape dispenser showing my new design;  
FIG. 2 is a top plan view thereof;  
FIG. 3 is a right side elevational view thereof;  
FIG. 4 is a bottom plan view thereof;  
FIG. 5 is a front elevational view thereof; and,  
FIG. 6 is a rear elevational view thereof.

[56] **References Cited**

**U.S. PATENT DOCUMENTS**

D. 118,629	1/1940	Reinecke	.....	D19/69
D. 315,576	3/1991	En	.....	D19/69






FIG. 2

FIG. 1

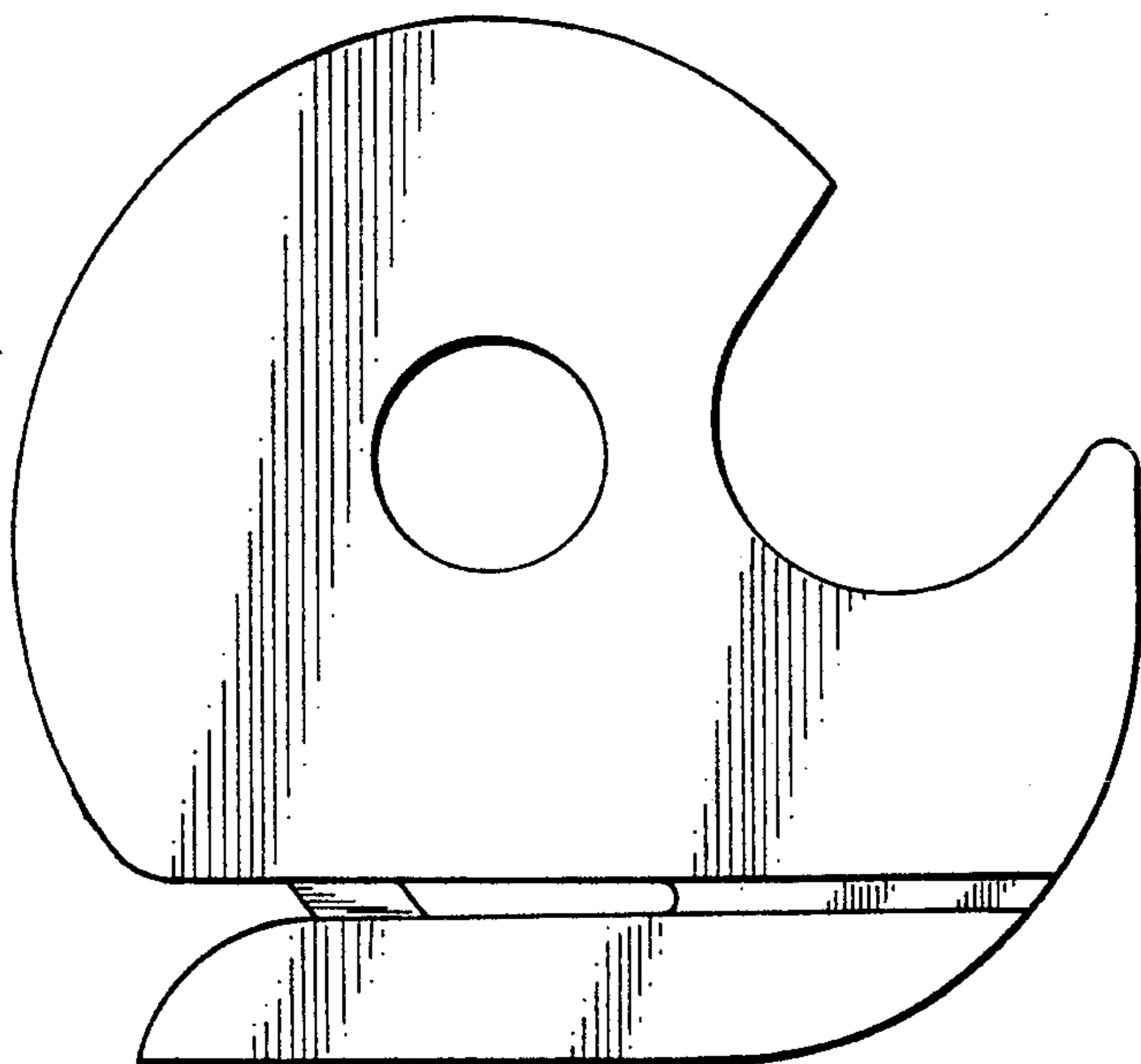


FIG. 5

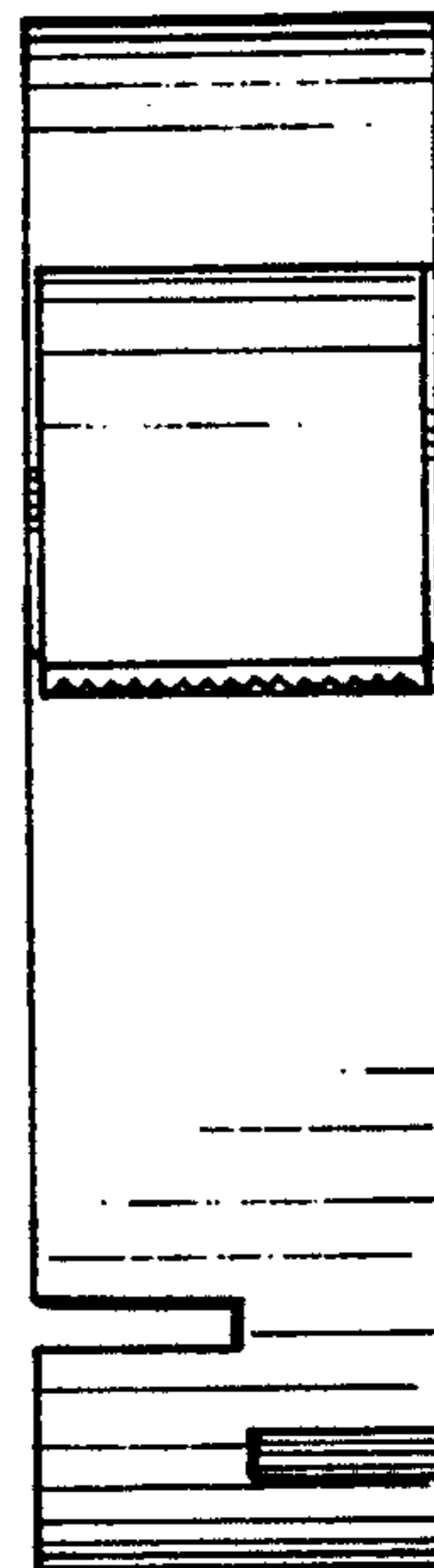


FIG. 3

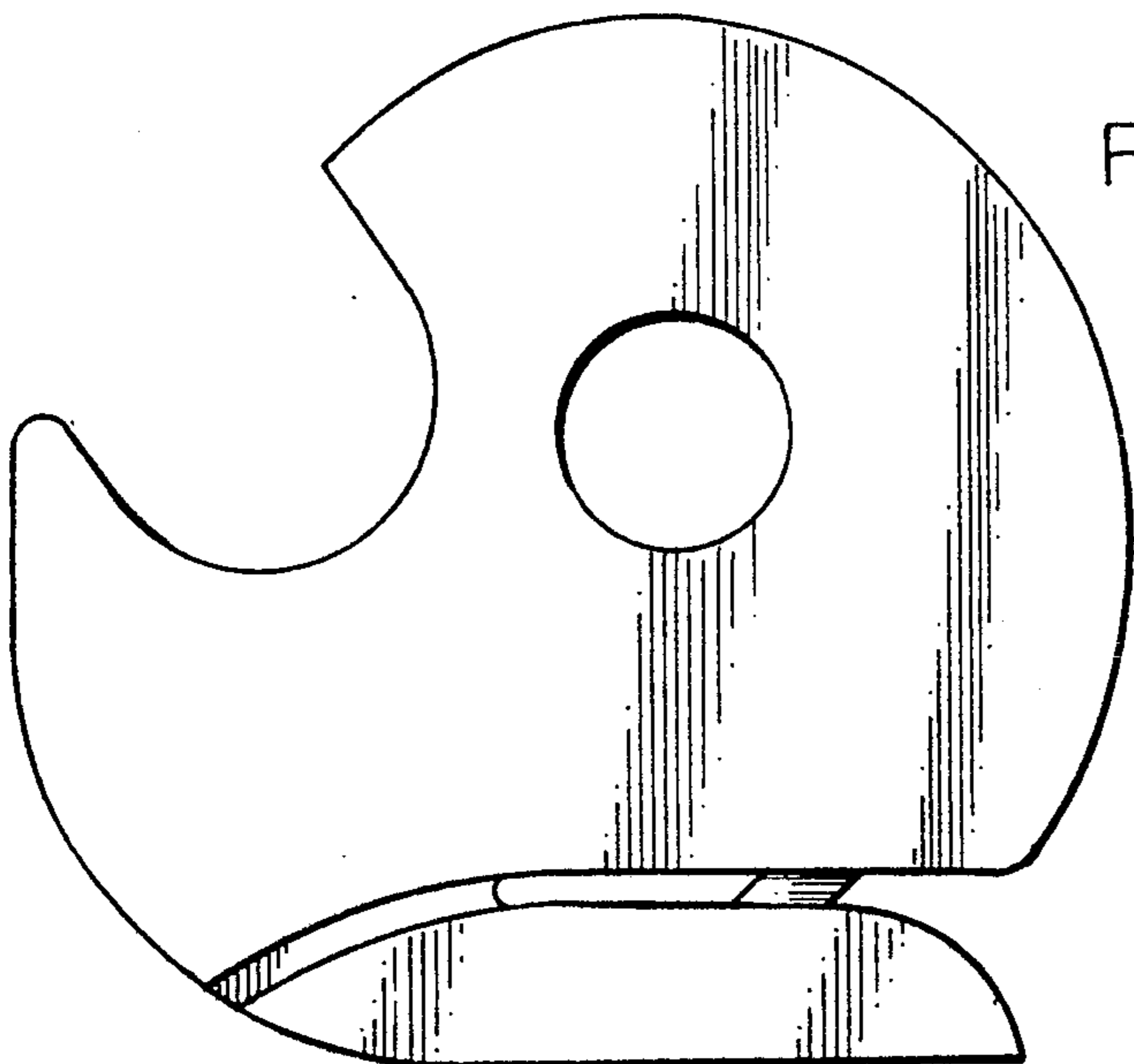


FIG. 6




FIG. 4

