



US00D331261S

United States Patent [19]

[11] Patent Number: **Des. 331,261**

Bannwart

[45] Date of Patent: **** Nov. 24, 1992**

[54] **FOUNTAIN PEN**

[75] Inventor: **Jean-René Bannwart, La
Chaux-de-Fonds, Switzerland**

[73] Assignee: **Corum, Ries, Bannwart et Co. S.A.,
La Chaux-de-Fonds, Switzerland**

[**] Term: **14 Years**

[21] Appl. No.: **569,473**

[22] Filed: **Aug. 20, 1990**

[30] **Foreign Application Priority Data**

Feb. 21, 1990 [IB] Int'l Pat. Institute **DM/015940**

[52] U.S. Cl. **D19/51; D19/48;
D19/56; D19/57**

[58] Field of Search **D19/35, 36, 41-51,
D19/54-58, 81-85; 401/22, 222, 223, 243-247**

[56] **References Cited**

U.S. PATENT DOCUMENTS

- D. 198,419 6/1964 Hankins D19/43 X
- D. 208,680 9/1967 Summers D19/43 X
- D.209,550 12/1967 Arnone D19/56 X
- D. 271,212 11/1983 Itoh D19/48

- D. 280,422 9/1985 Booker et al. D19/51
- D. 288,335 2/1987 Regnault D19/51 X
- D. 305,551 1/1990 Oka D19/57
- D. 306,317 2/1990 Petterson D19/56
- D. 318,490 7/1991 Klodt D19/51
- D. 323,186 1/1992 Clark et al. D19/57 X

Primary Examiner—Nelson C. Holtje
Assistant Examiner—Martha Thompson
Attorney, Agent, or Firm—McGlew and Tuttle

[57] **CLAIM**

The ornamental design for a fountain pen, as shown and described.

DESCRIPTION

FIG. 1 is a front elevational view of a fountain pen showing my new design;
FIG. 2 is a rear elevational view;
FIG. 3 is a right side elevational view;
FIG. 4 is a left side elevational view;
FIG. 5 is a top plan view;
FIG. 6 is a bottom plan view with cap member removed for convenience of illustration; and,
FIG. 7 is a bottom, right front perspective view thereof with the cap member in a stored position.

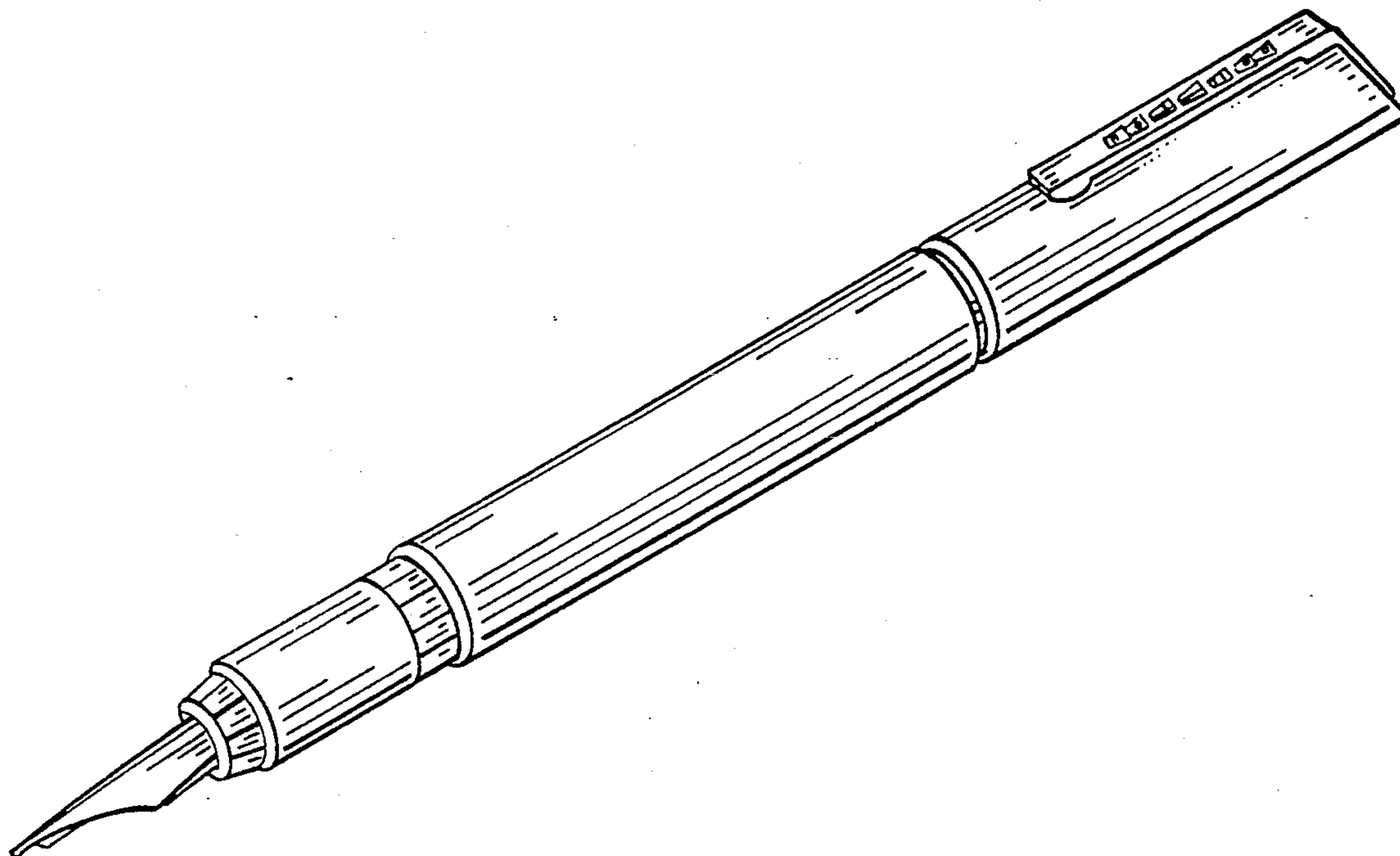




FIG. 1




FIG. 2




FIG. 3

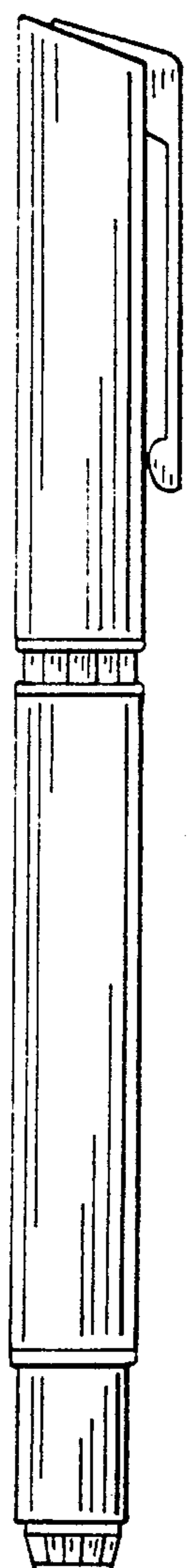


FIG. 4

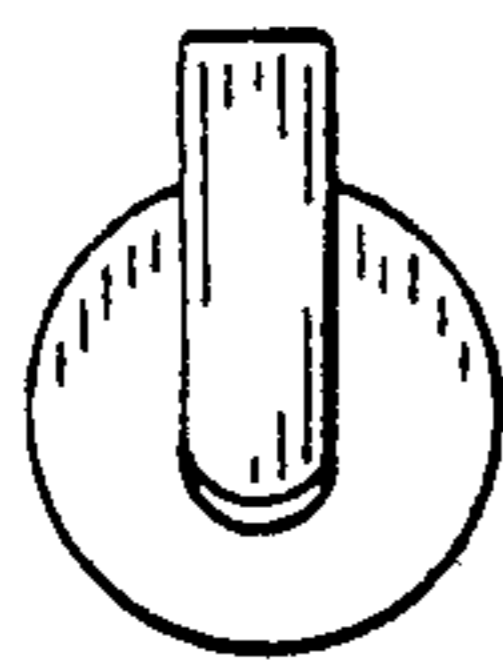


FIG. 5



FIG. 6

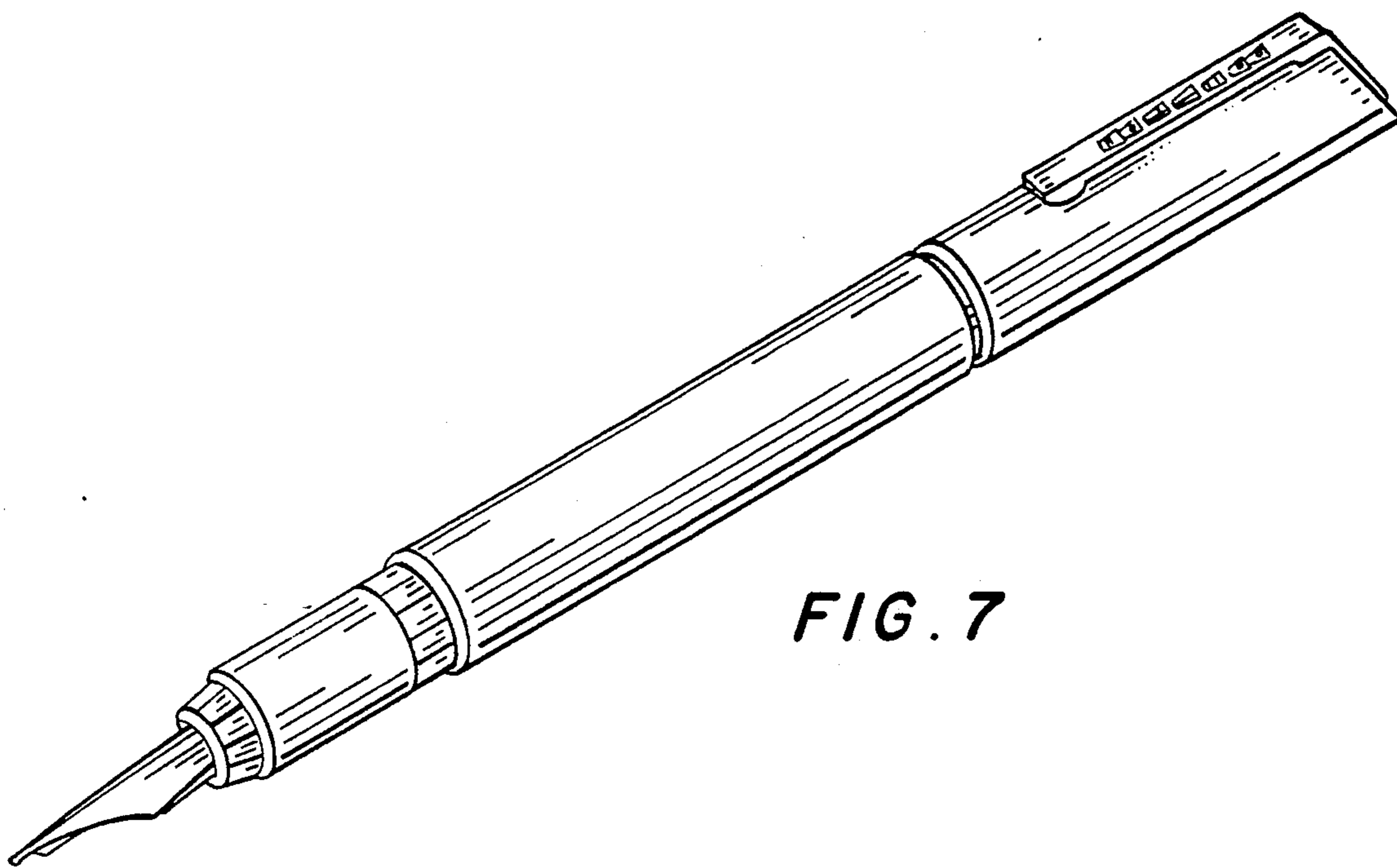


FIG. 7