



US00D331253S

United States Patent [19]

[11] Patent Number: **Des. 331,253**

Hirose

[45] Date of Patent: **** Nov. 24, 1992**

[54] **TYPEWRITER**

4,808,017	2/1989	Sherman et al.	340/711
4,859,092	8/1989	Makita	312/208
4,901,261	2/1990	Fuhs	364/708

[75] Inventor: **Tomoyuki Hirose, Osaka, Japan**

[73] Assignee: **Sharp Corporation, Osaka, Japan**

[**] Term: **14 Years**

[21] Appl. No.: **544,854**

[22] Filed: **Jun. 27, 1990**

[30] **Foreign Application Priority Data**

Dec. 28, 1989 [JP] Japan 1-48251

[52] U.S. Cl. **D18/1**

[58] Field of Search D18/1, 2, 11; D14/100,
D14/106, 113; 235/145 R, 145 A, 146;
312/208; 340/700, 706, 711, 712; 341/20-23;
364/706-708; 400/83, 109-111, 122, 472,
485-486, 489, 690.2-694

[56] **References Cited**

U.S. PATENT DOCUMENTS

D. 284,474	7/1986	Sawada	D14/100
D. 309,895	8/1990	Lampe	D18/1
D. 316,558	4/1991	Pierce	D18/1
4,781,422	11/1988	Kimble	312/208

OTHER PUBLICATIONS

Guernsey Office Supply, 1988, Smith-Corona typewriter, center left of page.

Primary Examiner—Nelson C. Holtje
Assistant Examiner—Ann Hunt
Attorney, Agent, or Firm—Flehr, Hohbach, Test, Albritton & Herbert

[57] **CLAIM**

The ornamental design for a typewriter, shown and described.

DESCRIPTION

FIG. 1 is a front top perspective view of a typewriter showing my new design, with the display and display cover in a raised position;

FIG. 2 is a top plan view thereof;


FIG. 3 is a bottom plan view thereof;


FIG. 4 is a front elevational view thereof;

FIG. 5 is a rear elevational view thereof;


FIG. 6 is a right side elevational view thereof; and,

FIG. 7 is a left side elevational view thereof.

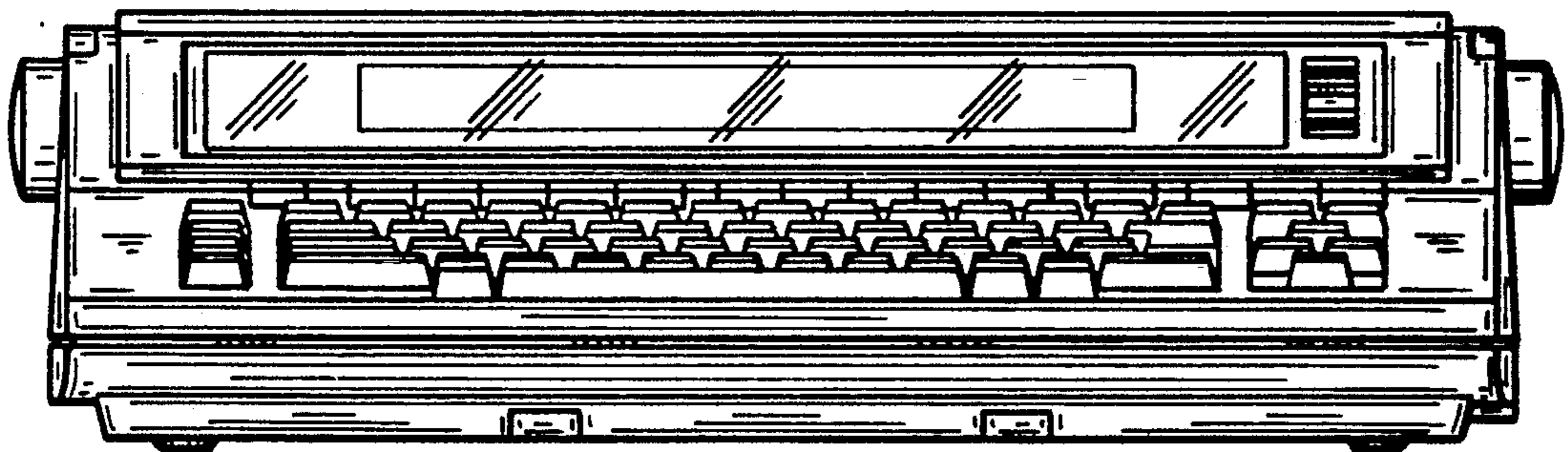





FIG_1




FIG_2



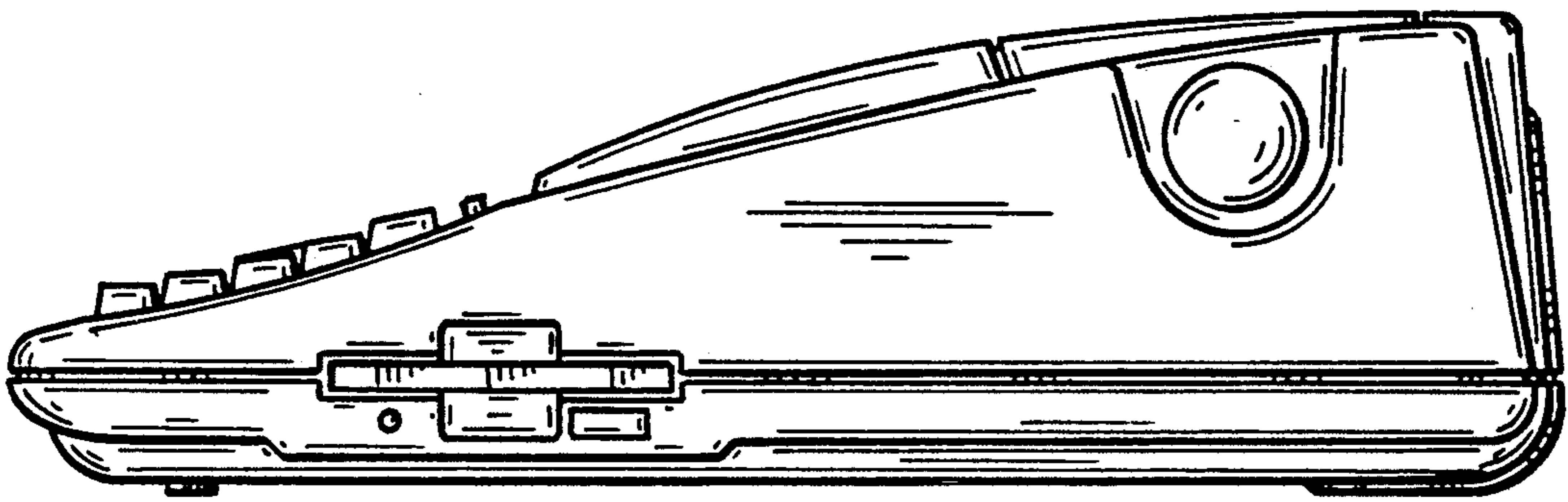
FIG_4




FIG_3



FIG_5



FIG_6



FIG_7