



US00D331250S

United States Patent [19]

[11] Patent Number: **Des. 331,250**

Acosta et al.

[45] Date of Patent: **** Nov. 24, 1992**

[54] **COMBINED GOGGLES AND HEADBAND**

[76] Inventors: **Ruben Acosta**, 3405 Calle Cuervo, Apt. 925, Corrales, N. Mex. 87048;
Gerardo Guerra, 2933 Ortiz, NE., Albuquerque, N. Mex. 87110

| | | | |
|-----------|---------|----------|---------|
| 3,848,270 | 11/1974 | Rand | 2/311 |
| 4,712,254 | 12/1987 | Daigle | 2/452 |
| 4,768,231 | 9/1988 | Schrack | 2/12 |
| 4,811,430 | 3/1989 | Janusz | 2/452 |
| 4,852,189 | 8/1989 | Duggan | 2/452 |
| 4,859,048 | 8/1989 | Jannard | 351/47 |
| 4,890,767 | 1/1990 | Burlison | 351/158 |

[**] Term: **14 Years**

Primary Examiner—Bernard Ansher
Assistant Examiner—R. Barkai
Attorney, Agent, or Firm—Deborah A. Peacock

[21] Appl. No.: **694,030**

[22] Filed: **May 1, 1991**

[52] U.S. Cl. **D16/107**

[58] Field of Search **D16/102, 103, 107, 112, D16/116, 117, 119, 123; D29/8, 9; 351/103-109, 156, 157, 137, 139, 158, 41, 44, 57, 58, 47, 48; 2/435, 436, 439, 443, 444, 452**

[57] **CLAIM**

The ornamental design for combined goggles and headband, as shown and described.

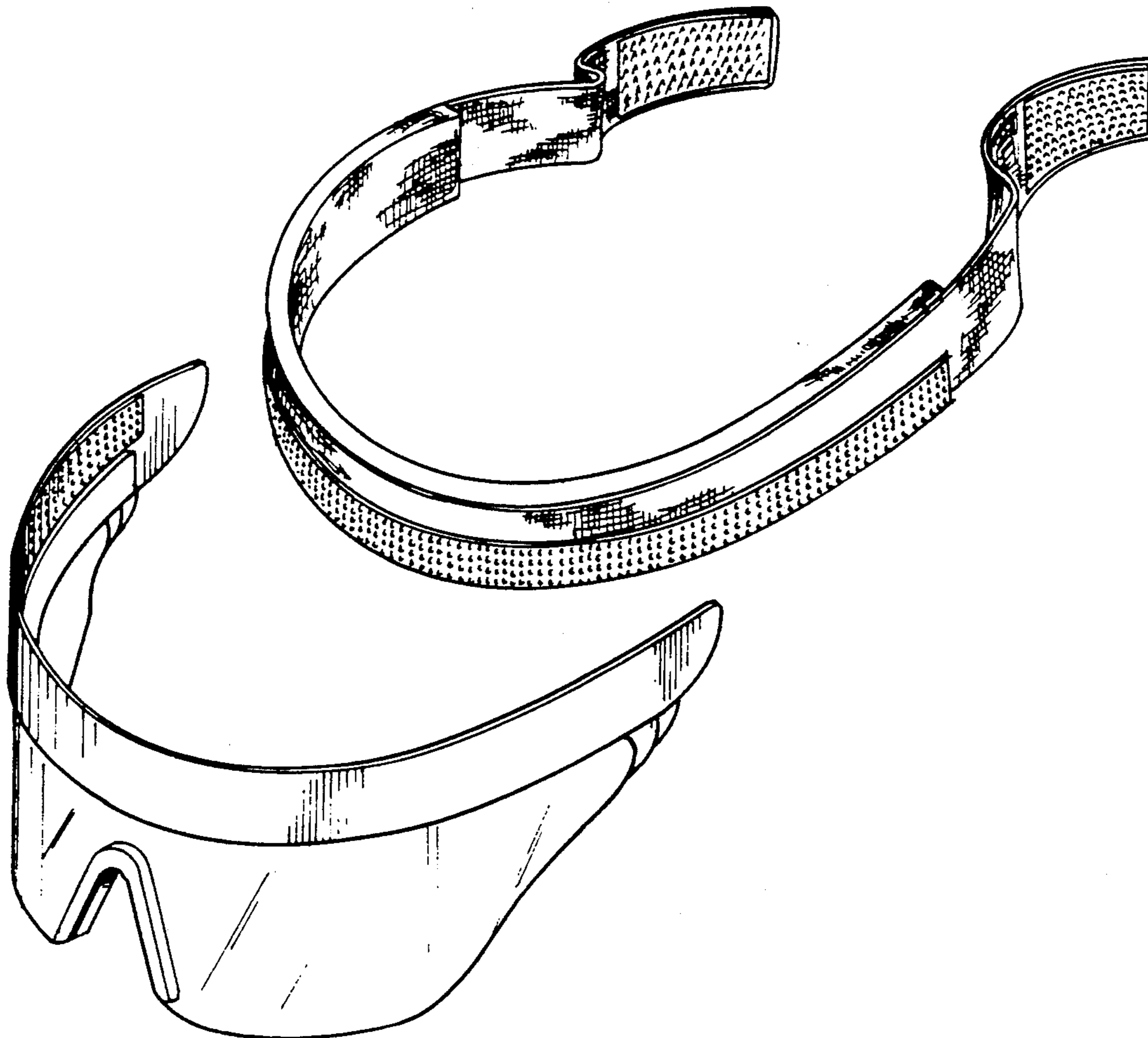
DESCRIPTION

FIG. 1 is a perspective view of combined goggles and headband showing our new design;
FIG. 2 is an expanded perspective view thereof;
FIG. 3 is a top plan view thereof;
FIG. 4 is a front elevational view thereof;
FIG. 5 is a bottom plan view thereof; and,
FIG. 6 is a right side elevational view thereof, the side opposite being a mirror image.

[56] **References Cited**

U.S. PATENT DOCUMENTS

| | | | |
|------------|---------|------------|---------|
| D. 201,050 | 5/1965 | Giesecking | 351/158 |
| D. 262,220 | 12/1981 | Badger | D16/123 |
| D. 272,865 | 3/1984 | Edelman | D16/103 |
| D. 317,167 | 5/1991 | Downey | D16/102 |
| 3,378,851 | 4/1968 | McBrayer | 2/14 |



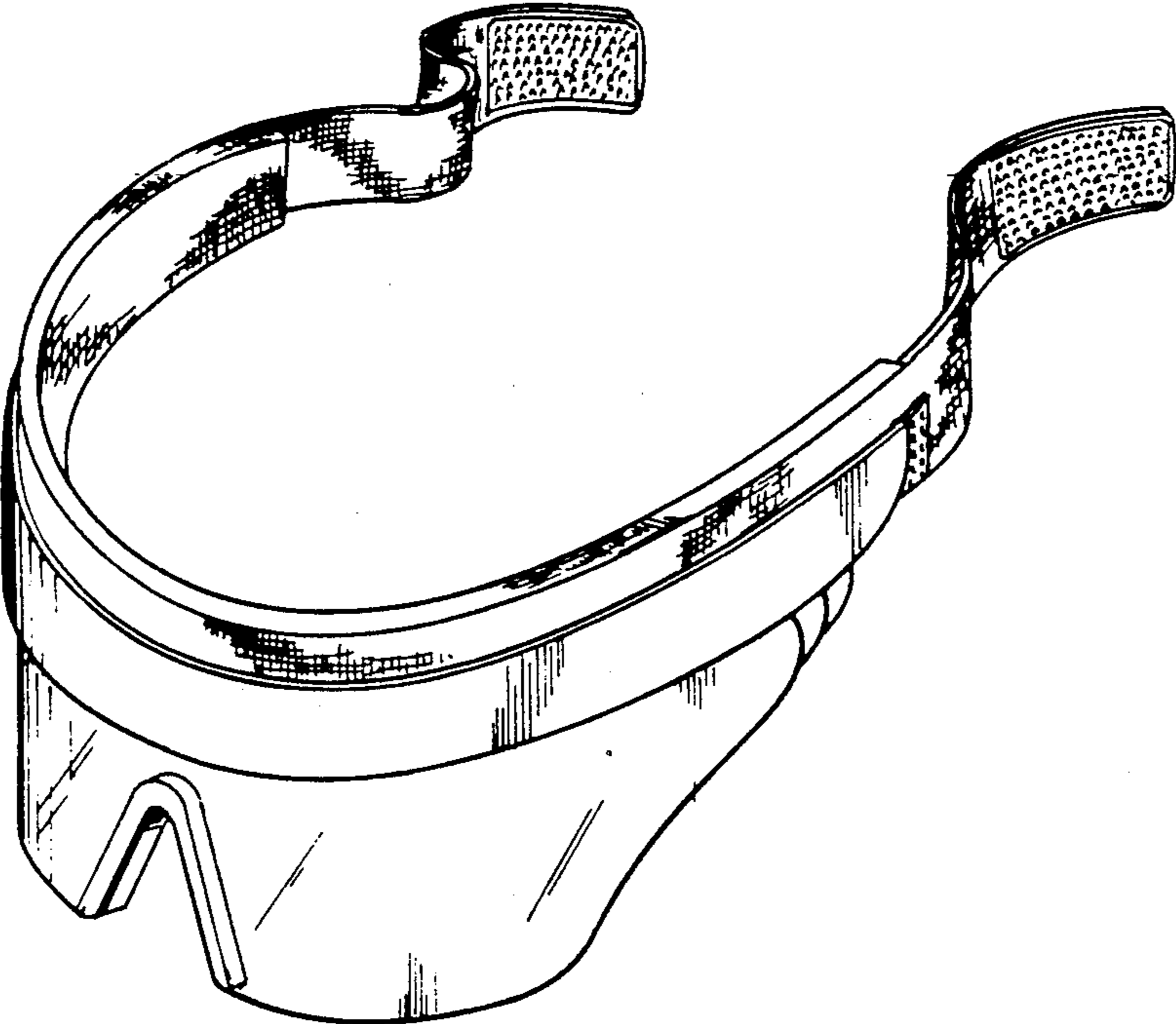


FIG-1

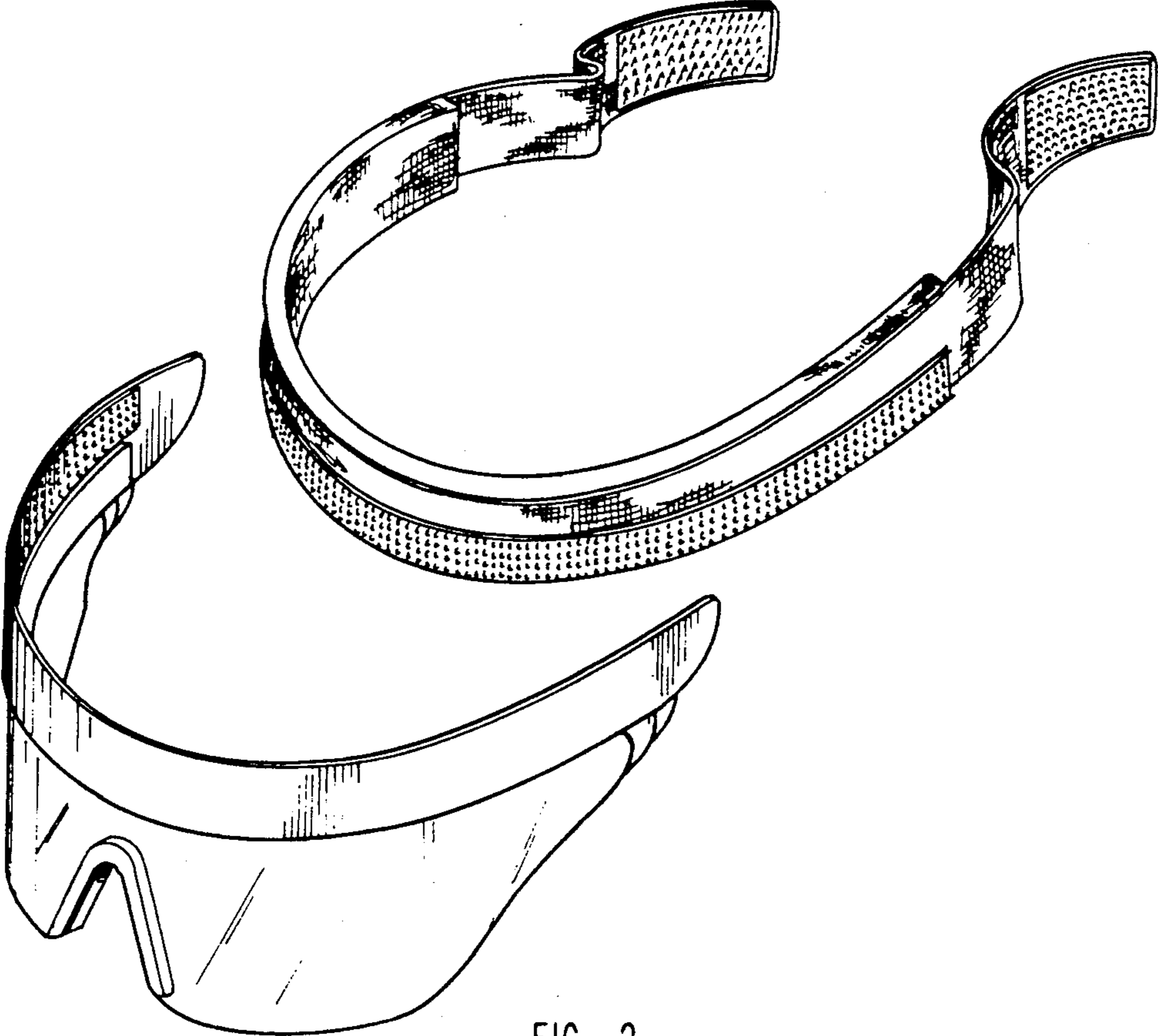


FIG-2



FIG - 3

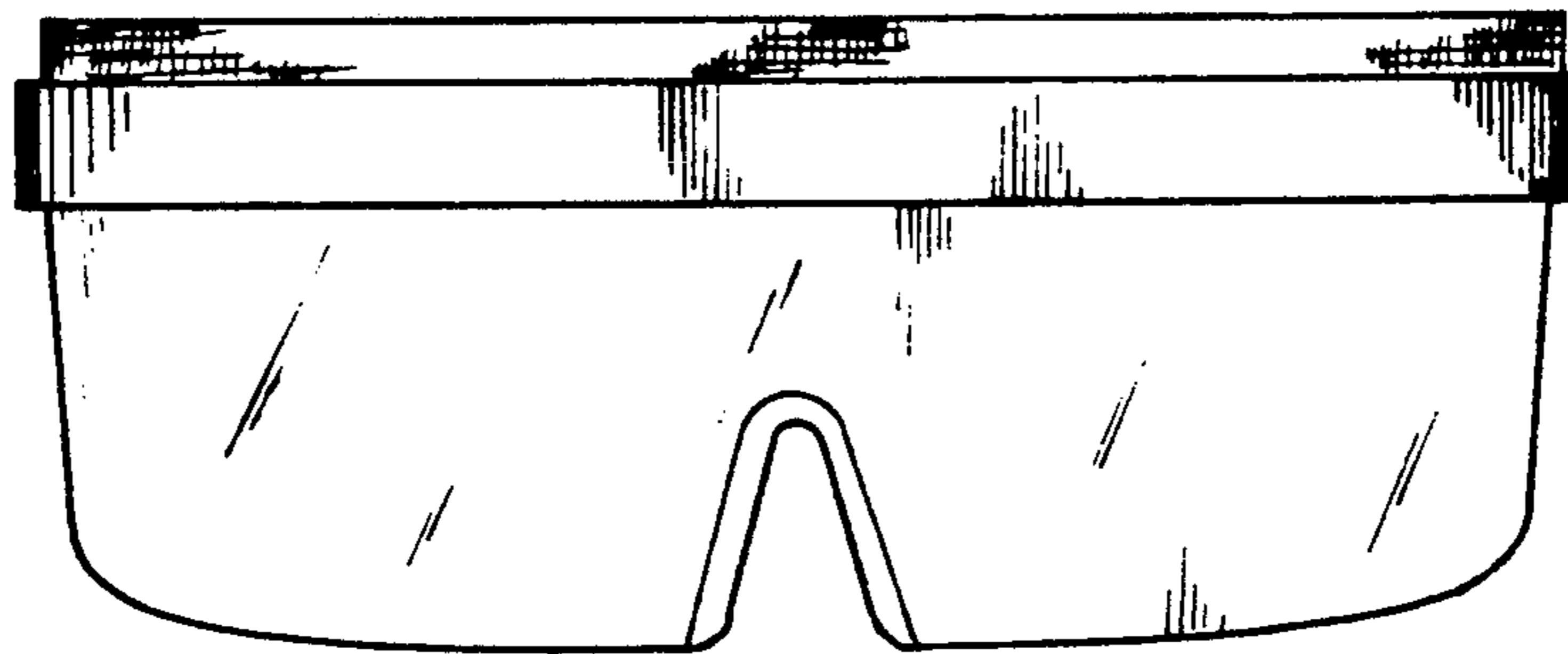


FIG - 4



FIG-5

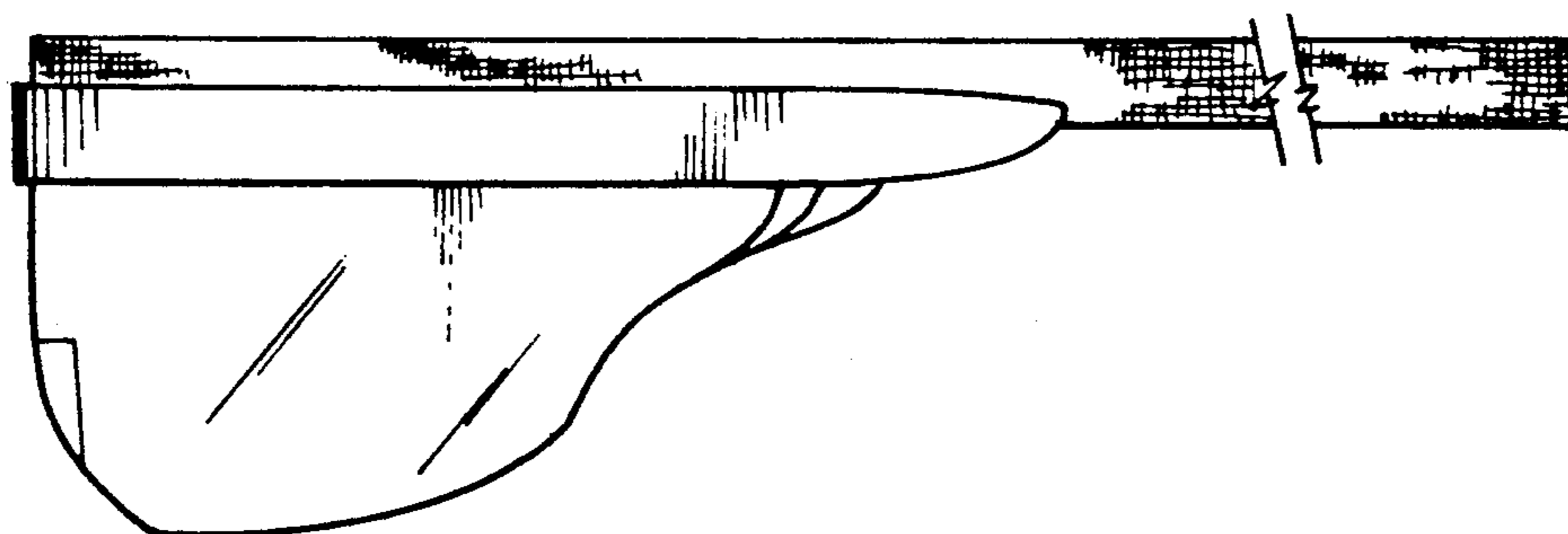


FIG-6