



US00D331230S

United States Patent [19]

[11] Patent Number: **Des. 331,230**

Yang

[45] Date of Patent: **** Nov. 24, 1992**

[54] **COMPUTER MOUSE**

4,917,516 4/1990 Retter 340/710 X
5,063,289 11/1991 Jasinski et al. 340/70 X

[76] Inventor: **Tso S. Yang**, 11 Fl., No. 116, Sec. 2,
Nan King E. Rd., Taipei, Taiwan

Primary Examiner—Susan J. Lucas
Assistant Examiner—M. H. Tung
Attorney, Agent, or Firm—Dellett, Smith-Hill and Bedell

[**] Term: **14 Years**

[21] Appl. No.: **650,657**

[57] **CLAIM**

[22] Filed: **Feb. 5, 1991**

The ornamental design for a computer mouse, as shown and described.

[52] U.S. Cl. **D14/114**

[58] Field of Search D14/100, 114; D13/158;
D21/48; 178/18, 19; 200/5 R, 5 A, 6 R, 6 A;
273/148 B; 340/707, 709-710; 74/471 XY


DESCRIPTION

[56] **References Cited**

U.S. PATENT DOCUMENTS

- D. 302,426 7/1989 Bradley et al. D14/114
- D. 307,137 4/1990 Alfonso D14/114
- D. 313,981 1/1991 Yang D14/114
- D. 314,194 1/1991 Nonis D14/114

FIG. 1 is a perspective view of a computer mouse showing my new design;
FIG. 2 is a front elevational view thereof;
FIG. 3 is a rear elevational view thereof;
FIG. 4 is a top plan view thereof;
FIG. 5 is a bottom plan view thereof; and,
FIG. 6 is a right side elevational view thereof, the left side being a mirror image.






FIG. 1

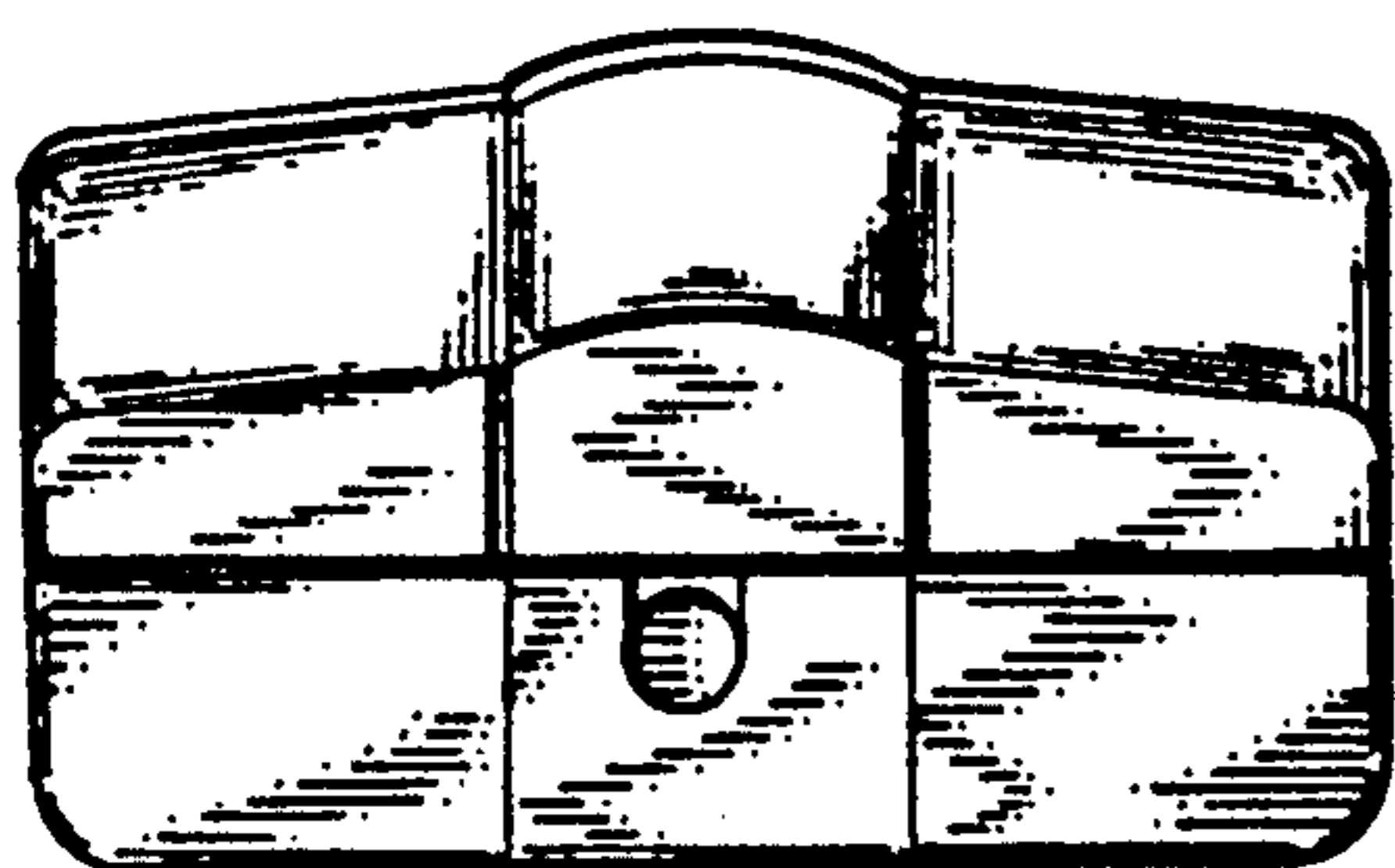


FIG. 2

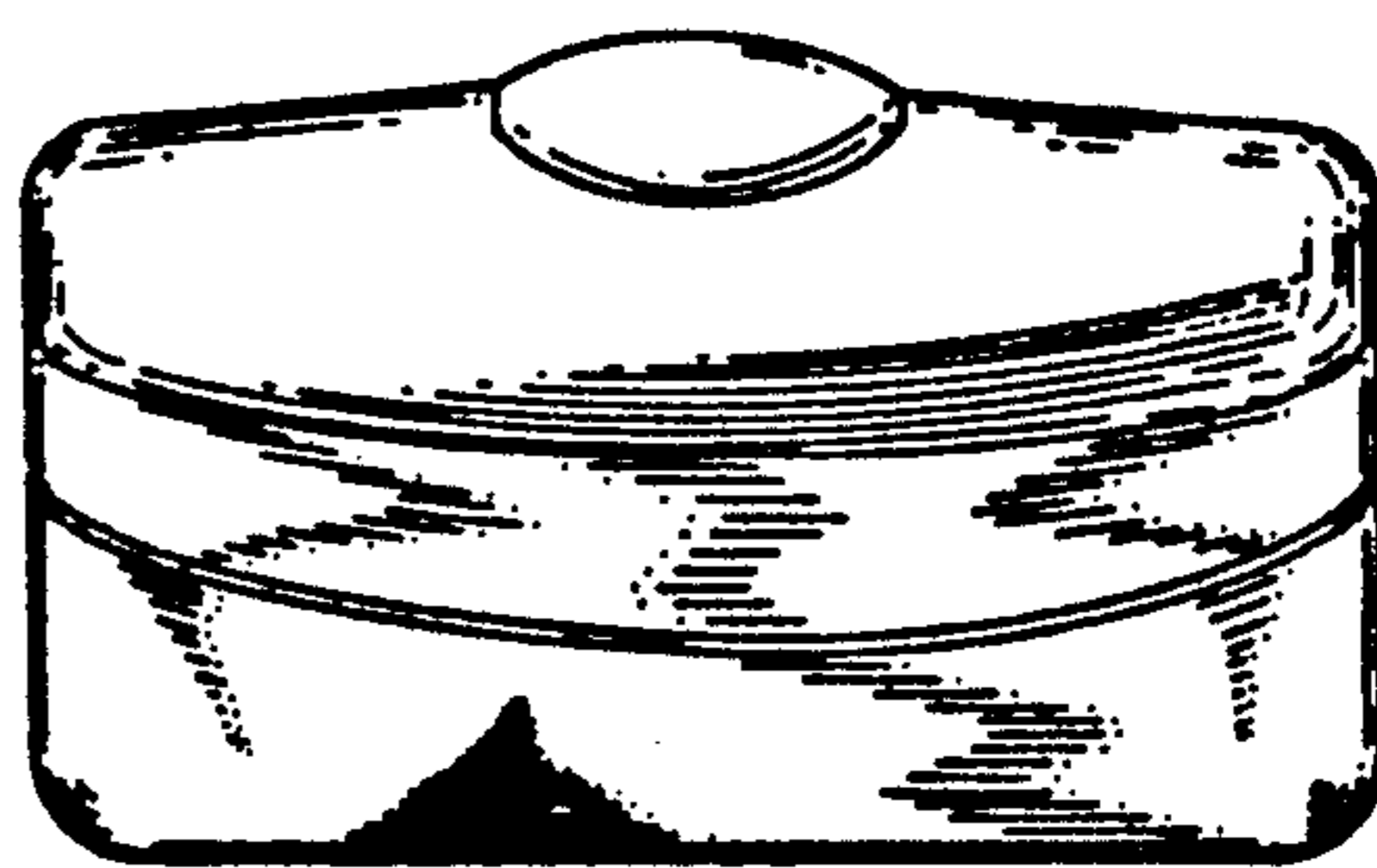


FIG. 3



FIG. 6

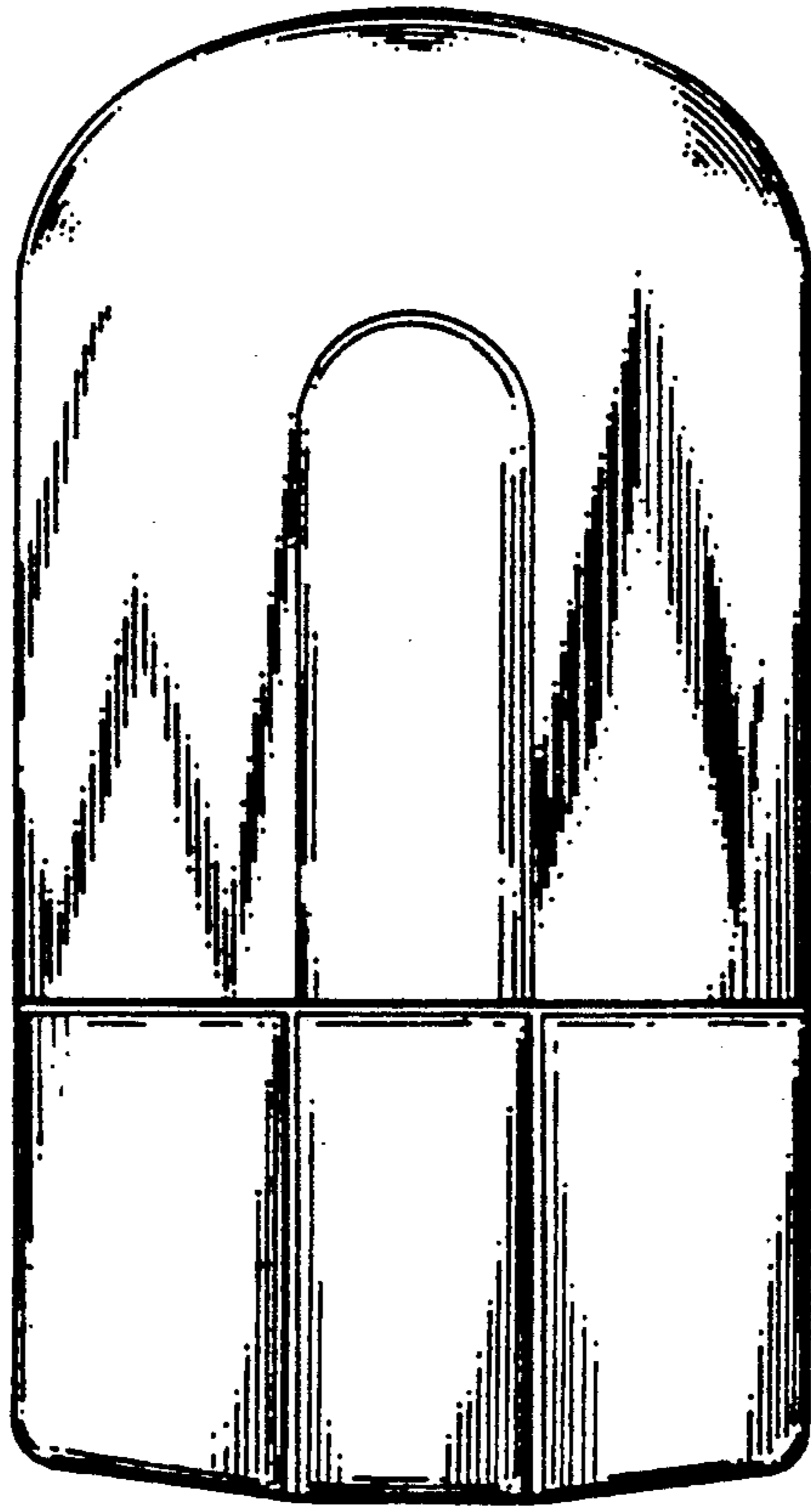


FIG. 4

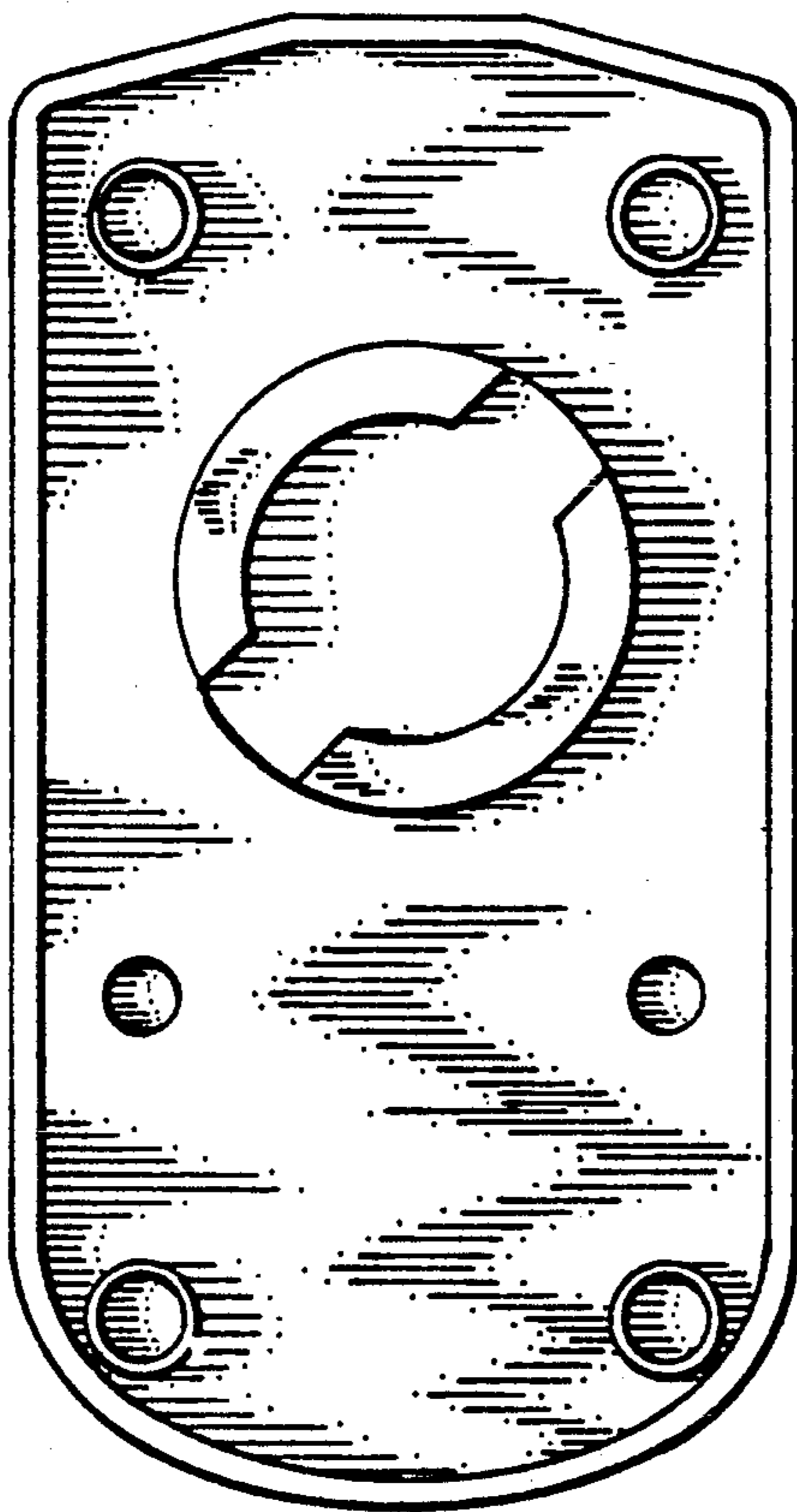


FIG. 5

UNITED STATES PATENT AND TRADEMARK OFFICE
CERTIFICATE OF CORRECTION

PATENT NO. : Des. 331,230

DATED : November 24, 1992

INVENTOR(S) : S. Yang Tso

It is certified that error appears in the above-identified patent and that said Letters Patent is hereby corrected as shown below:

Title page, item [76], inventor: change "Tso S. Yang" to --S. Yang Tso--.

Signed and Sealed this
Nineteenth Day of July, 1994

Attest:



BRUCE LEHMAN

Attesting Officer

Commissioner of Patents and Trademarks