



US00D331217S

United States Patent [19]

[11] Patent Number: **Des. 331,217**

Spencer

[45] Date of Patent: **** Nov. 24, 1992**

[54] LICENCE PLATE FRAME

[76] Inventor: **Paul E. Spencer**, 2860 W. 230th St.,
Torrance, Calif. 90503

[**] Term: **14 Years**

[21] Appl. No.: **782,461**

[22] Filed: **Oct. 25, 1991**

[52] U.S. Cl. **D12/193**

[58] Field of Search **D12/193; D6/300, 303,
D6/310; D11/99, 133; D20/23, 29; 40/200,
209, 210**

[56] References Cited

U.S. PATENT DOCUMENTS

D. 40,148	7/1909	Cruver	D6/303
D. 142,720	10/1945	Kissling	D6/310
D. 167,885	10/1952	Gazan, Jr.	D12/193
D. 326,079	5/1992	Schmitz et al.	D12/193
1,719,540	7/1929	Fanks	40/209

OTHER PUBLICATIONS

J. C. Whitney Catalog No. 515 J. p. 130, "Moving" Light License Plate Frame & 24K Gold-Plated License Plate Frame. lower left side of page & Chain Style & Twist Style License Plate Frames A & B, right center of page.

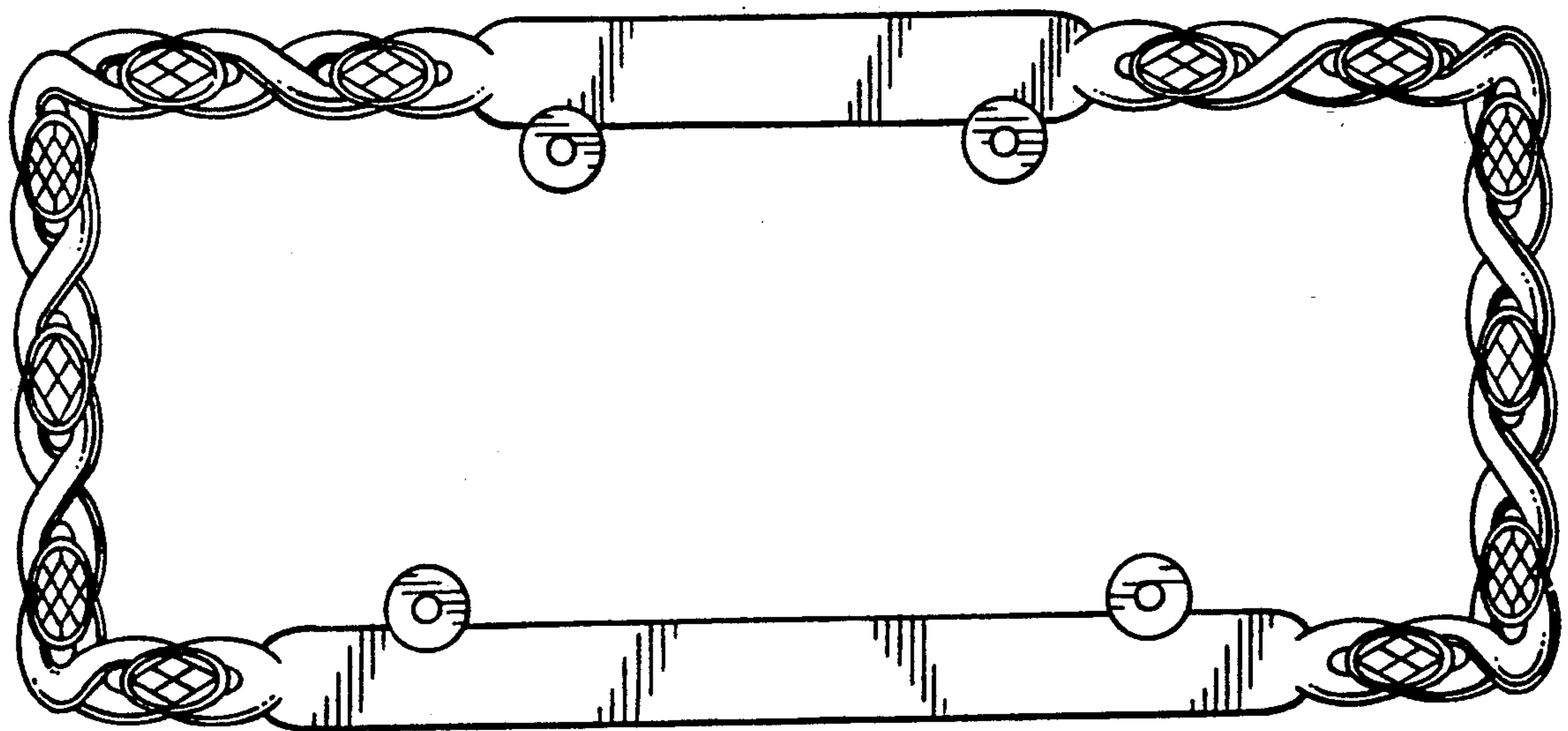
Primary Examiner—James M. Gandy
Attorney, Agent, or Firm—Timothy T. Tyson

[57] CLAIM

The ornamental design for a license plate frame, as shown and described.

DESCRIPTION

FIG. 1 is a top plan view of a license plate frame showing my new design;
FIG. 2 is a front elevational view thereof;
FIG. 3 is a bottom plan view thereof;
FIG. 4 is a left side elevational view, the right side elevational view being the mirror image thereof; and,
FIG. 5 is a rear elevational view thereof.



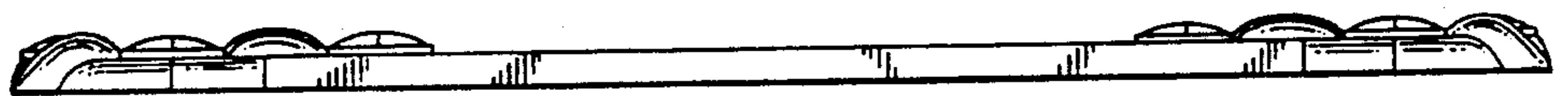
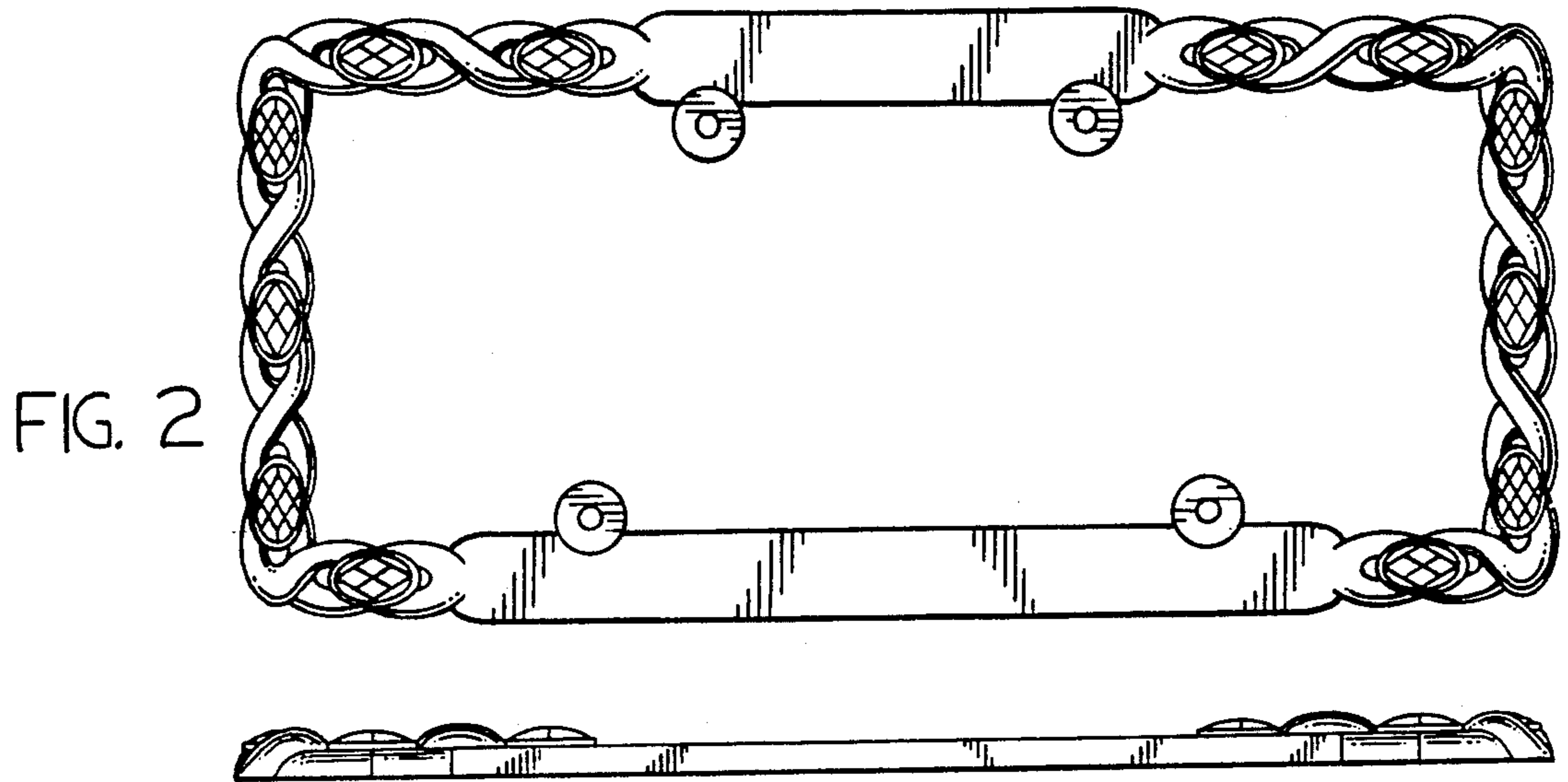
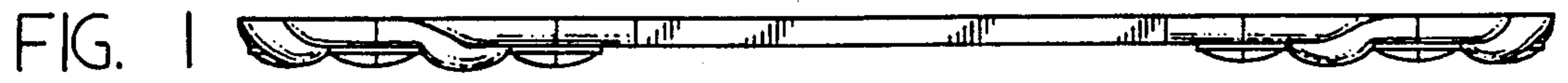


FIG. 3



FIG. 4

