



US00D331209S

United States Patent [19]

Short et al.

[11] Patent Number: **Des. 331,209**

[45] Date of Patent: **** Nov. 24, 1992**

[54] **WALKER WITH A SEAT**
[76] Inventors: **Estelle S. Short, Rte. 1, Moss, Tenn. 38575; Virginia L. Short, P.O. Box 213, Bargersville, Ind. 46106**

[**] Term: **14 Years**

[21] Appl. No.: **567,549**

[22] Filed: **Aug. 15, 1990**

[52] U.S. Cl. **D12/130**

[58] Field of Search **D12/128, 130; 297/6, 297/5, 129; 272/70.3, 70.4; 280/47.34, 87.021**

[56] **References Cited**

U.S. PATENT DOCUMENTS

4,135,535	1/1979	Thomas	272/70.3
4,162,101	7/1979	McCague, Sr. et al.	272/70.3
4,452,484	6/1984	Pastor	297/5
4,722,356	2/1988	Rehder	297/5

4,777,973	10/1988	Nakajima	297/5
4,974,620	12/1990	Quillan et al.	297/5
5,058,912	10/1991	Harroun	297/5

Primary Examiner—Kay H. Chin
Attorney, Agent, or Firm—Leon Gilden

[57] **CLAIM**

The ornamental design for a walker with a seat, as shown and described.

DESCRIPTION

FIG. 1 is a front elevational view of the walker with a seat showing my new design;
FIG. 2 is a rear elevational view thereof;
FIG. 3 is a left side elevational view thereof;
FIG. 4 is a right side elevational view thereof;
FIG. 5 is a top plan view thereof;
FIG. 6 is a bottom plan view thereof; and,
FIG. 7 is a top and front perspective view thereof.

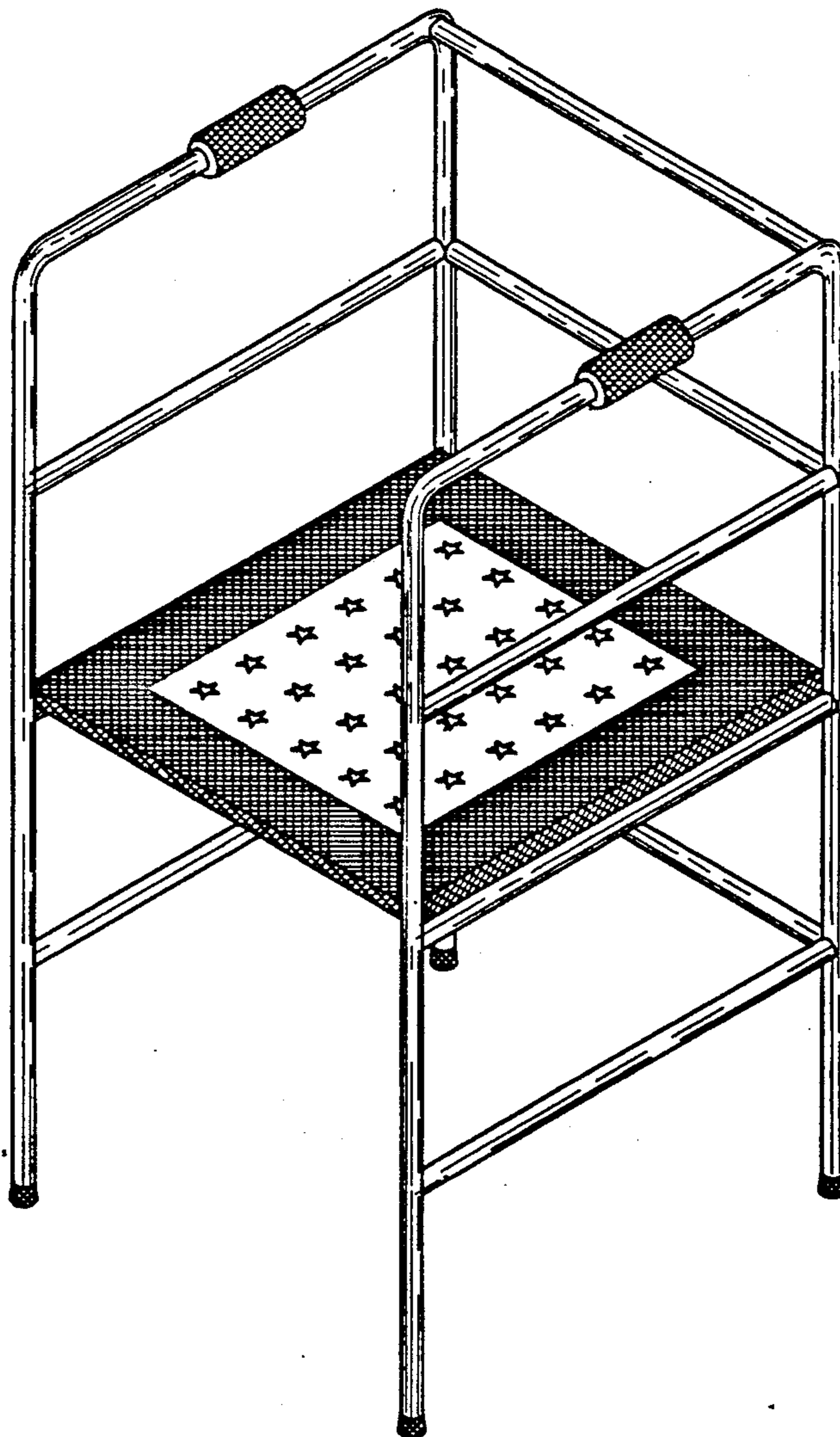


FIG. 1




FIG. 2




FIG. 3




FIG. 4




FIG. 5




FIG. 6




FIG. 7

