



US00D331196S

# United States Patent [19]

[11] Patent Number: **Des. 331,196**

**Tseng**

[45] Date of Patent: **\*\* Nov. 24, 1992**

[54] **WAIST-BELT CLOCK**

[76] Inventor: **Yu-seng Tseng**, 9F-1, No. 197, Section 1, Ho Ping East Road, Taipei, Taiwan

[\*\*] Term: **14 Years**

[21] Appl. No.: **560,981**

[22] Filed: **Aug. 1, 1990**

[52] U.S. Cl. .... **D10/2; D3/100**

[58] Field of Search ..... **D3/34, 100; D10/1, 2, D10/6, 31, 24, 39, 24, 30, 128; 368/278, 316, 276, 277, 280-282, 285, 317; 224/152, 903, 180**

D. 316,820	5/1991	Wada	.....	D10/24
D. 323,165	1/1992	Stonich	.....	D10/2
2,576,476	11/1951	Peter et al.	.....	368/278
3,719,037	3/1973	Williams	.....	368/278 X
4,705,408	11/1987	Jordi	.....	224/903 X

*Primary Examiner*—A. Hugo Word  
*Assistant Examiner*—Doris V. Coles  
*Attorney, Agent, or Firm*—Fleit, Jacobson, Cohn, Price, Holman & Stern

[57] **CLAIM**

The ornamental design for a waist-belt clock, as shown and described.

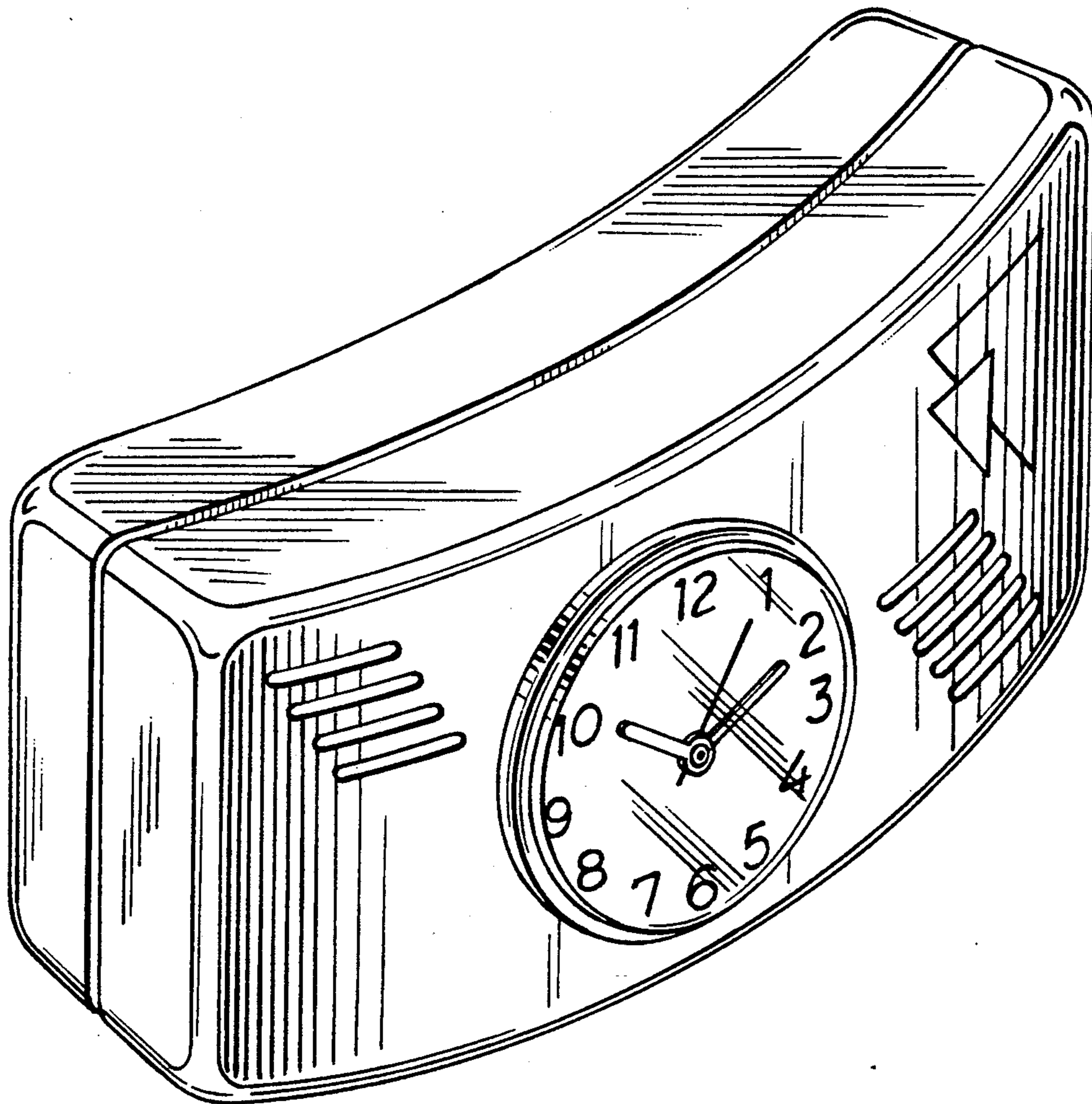
**DESCRIPTION**

FIG. 1 is a front elevational view of a waist-belt clock, showing my new design;  
FIG. 2 is a left side elevational view thereof;  
FIG. 3 is a right side elevational view thereof;  
FIG. 4 is a top plan view thereof;  
FIG. 5 is a bottom plan view thereof;  
FIG. 6 is a rear elevational view thereof; and,  
FIG. 7 is a perspective view thereof.

[56] **References Cited**

**U.S. PATENT DOCUMENTS**

D. 124,980	2/1941	Rainbault	.....	D10/24
D. 266,228	9/1982	Inora	.....	D10/30 X
D. 309,676	8/1990	Alroy	.....	D3/34
D. 312,415	11/1990	Muller et al.	.....	D10/2
D. 313,759	1/1991	Nomizu	.....	D10/2 X
D. 316,818	5/1991	Wada	.....	D10/24 X






FIG. 1



FIG. 2




FIG. 3

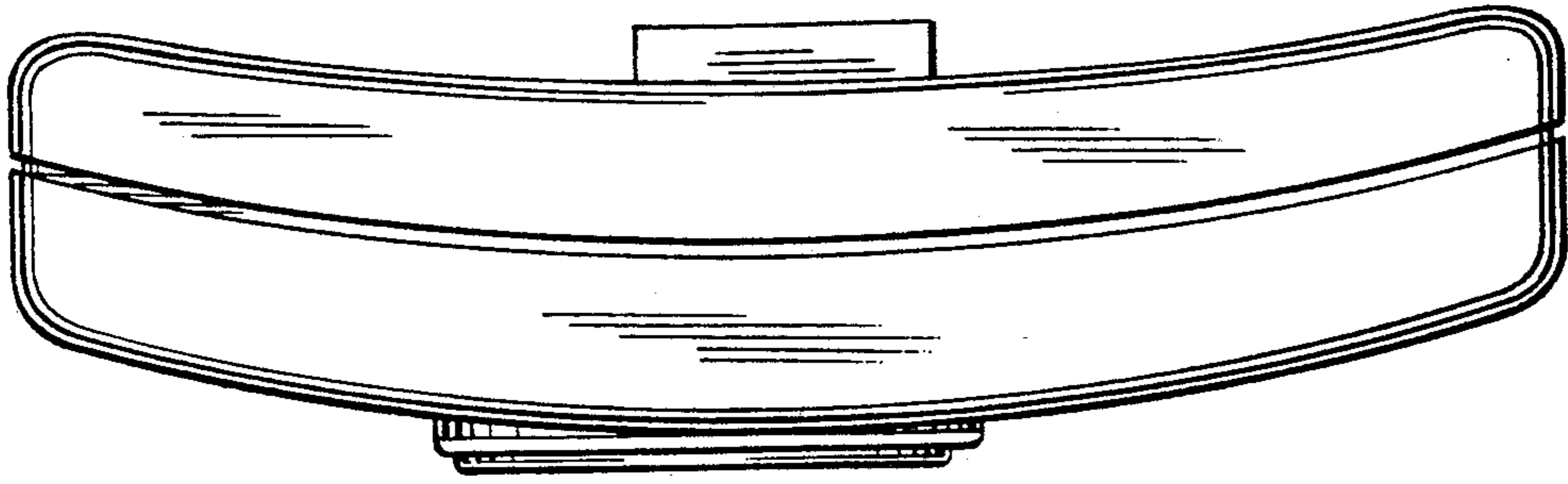


FIG. 4




FIG. 5

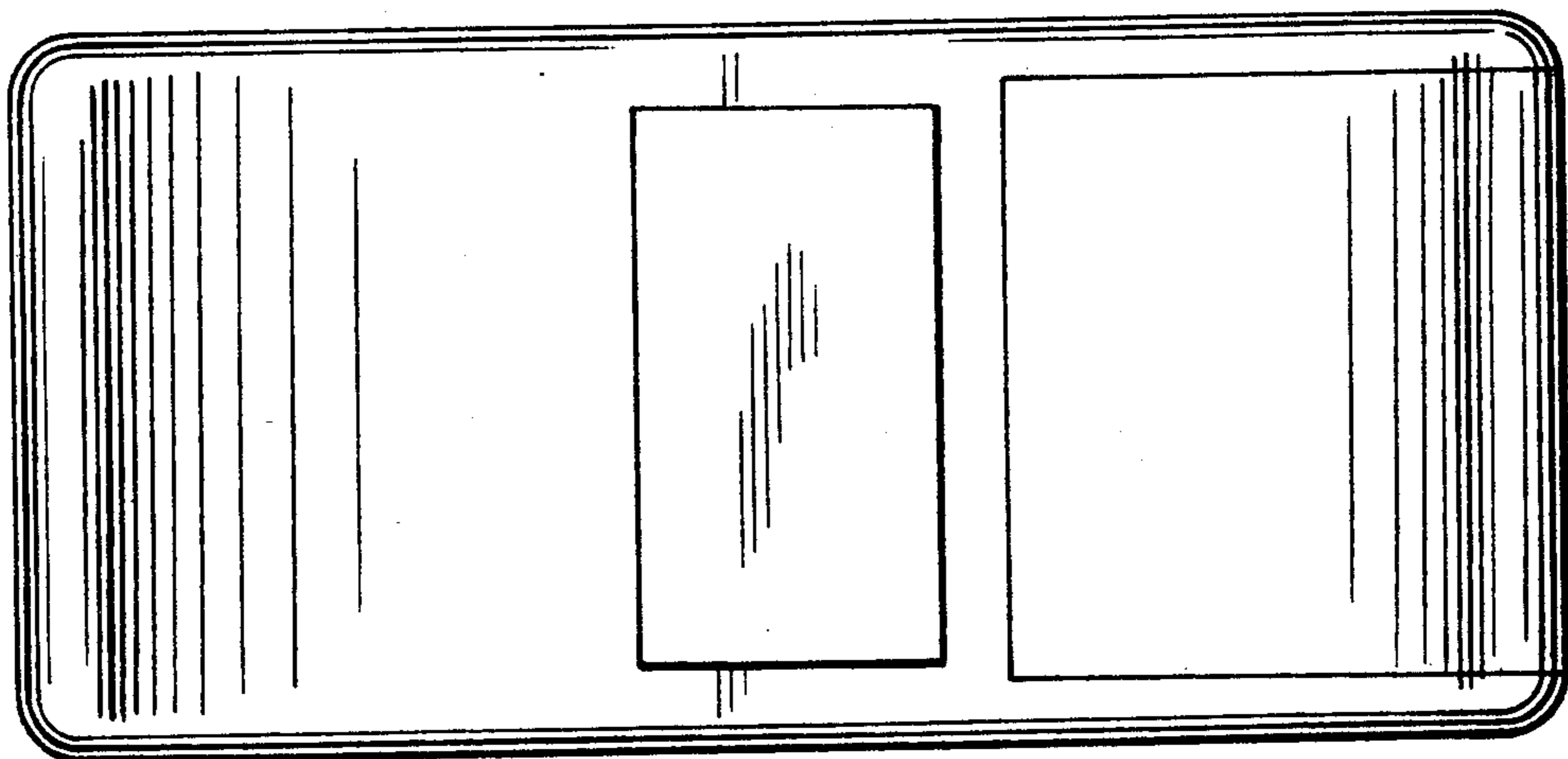


FIG. 6



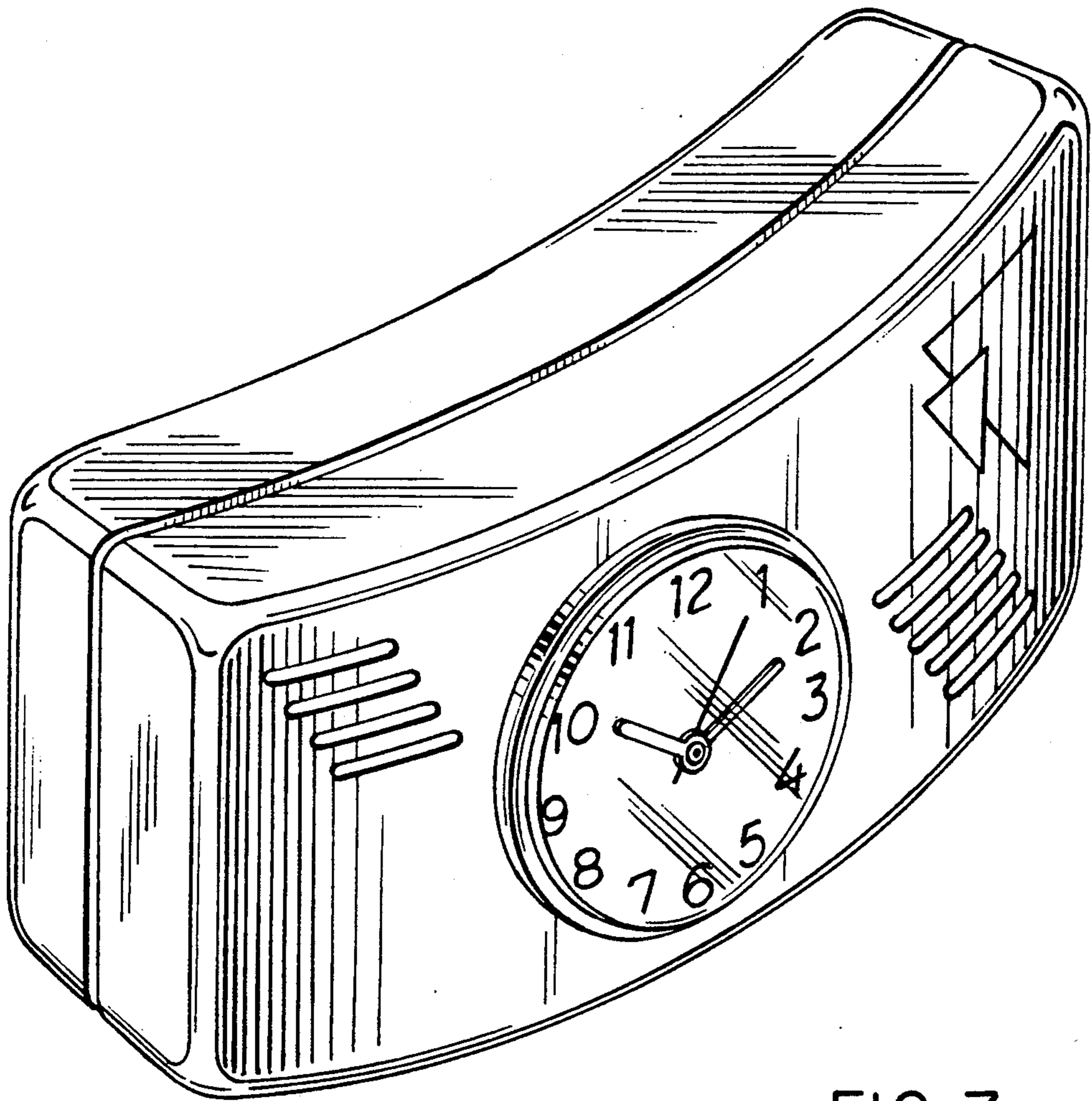


FIG. 7