



US00D331184S

United States Patent [19]

[11] Patent Number: **Des. 331,184**

Walker

[45] Date of Patent: **** Nov. 24, 1992**

[54] TOILET SEAT LIFTER

[76] Inventor: **Lynda Walker, 1955 N. Cam Serna B, Tucson, Ariz. 85715**

[**] Term: **14 Years**

[21] Appl. No.: **310,088**

[22] Filed: **Feb. 14, 1989**

[52] U.S. Cl. **D8/307; D23/312**

[58] Field of Search **D8/88, 107, 305, 306, D8/307; D23/311, 312, 251, 252; 4/251, 237; D21/214, 217, 234**

[56] **References Cited**

U.S. PATENT DOCUMENTS

- D. 104,548 5/1937 Benker D3/65
- D. 245,095 7/1977 Murray D8/307
- D. 264,744 6/1982 Mills D21/217
- D. 308,244 5/1990 Leonakis D8/307
- D. 308,813 6/1990 Robinson D8/307

OTHER PUBLICATIONS

B&W Catalog, 1966, p. 9, Golf Club Head.

B&W Catalog, 1966, p. 15, Golf Club Head.
Danecraft Catalog, 1964, p. 43, Golf Club Charm.

Primary Examiner—Bernard Ansher
Assistant Examiner—Philip Hyder

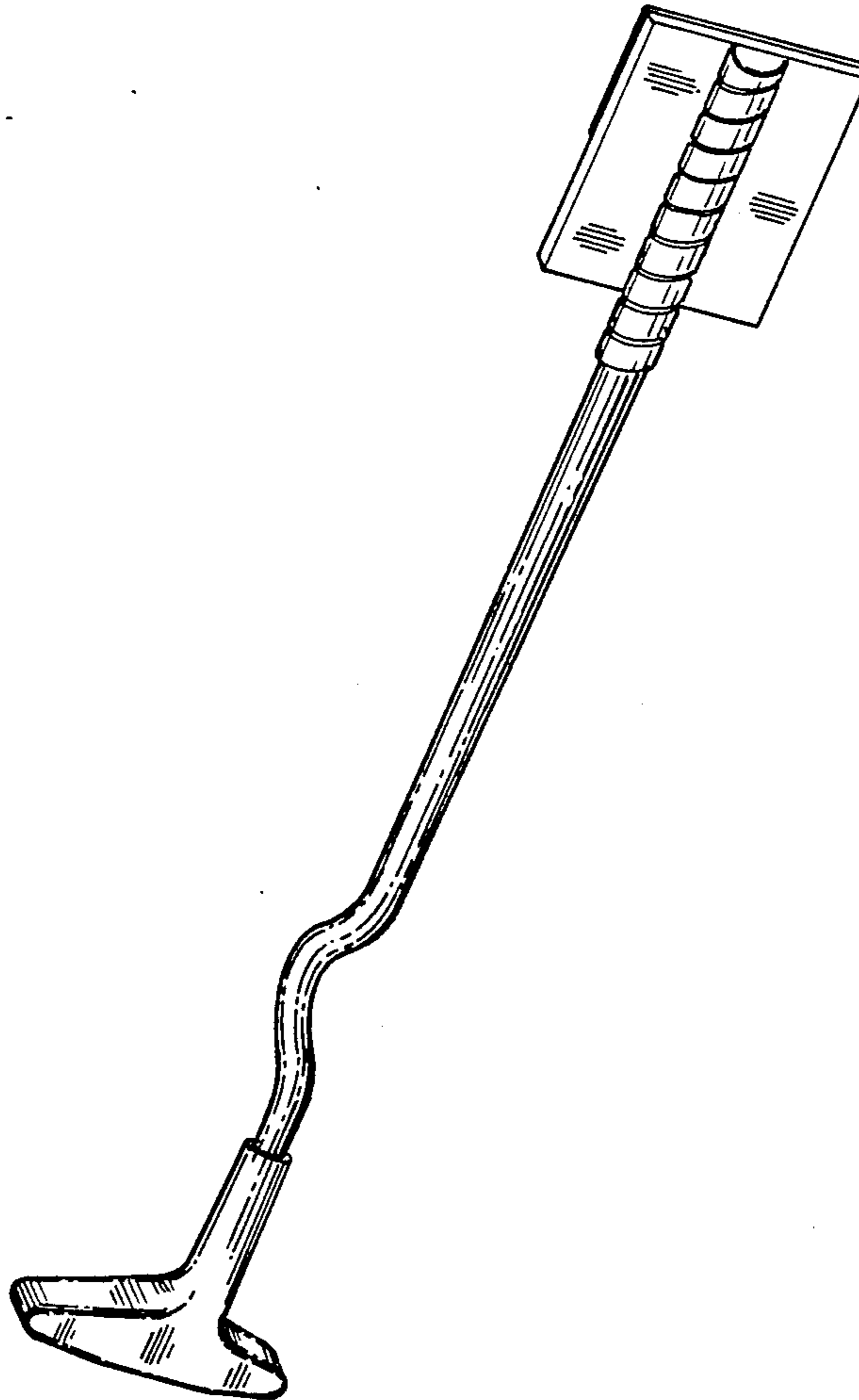
[57] **CLAIM**

The ornamental design for a toilet seat lifter, as shown and described.

DESCRIPTION

FIG. 1 is a perspective view of a toilet seat lifter showing my new design;
 FIG. 2 is a bottom perspective view thereof;
 FIG. 3 is a front elevational view thereof;
 FIG. 4 is a rear elevational view thereof;
 FIG. 5 is a left side elevational view thereof;
 FIG. 6 is a right side elevational view thereof;
 FIG. 7 is a bottom plan view thereof, taken along line 7—7 of FIG. 4; and,
 FIG. 8 is a top plan view thereof, taken along line 8—8 of FIG. 4.

The broken line representation of a toilet and toilet seat in FIG. 1 is for illustrative purposes only and forms no part of the claimed design.



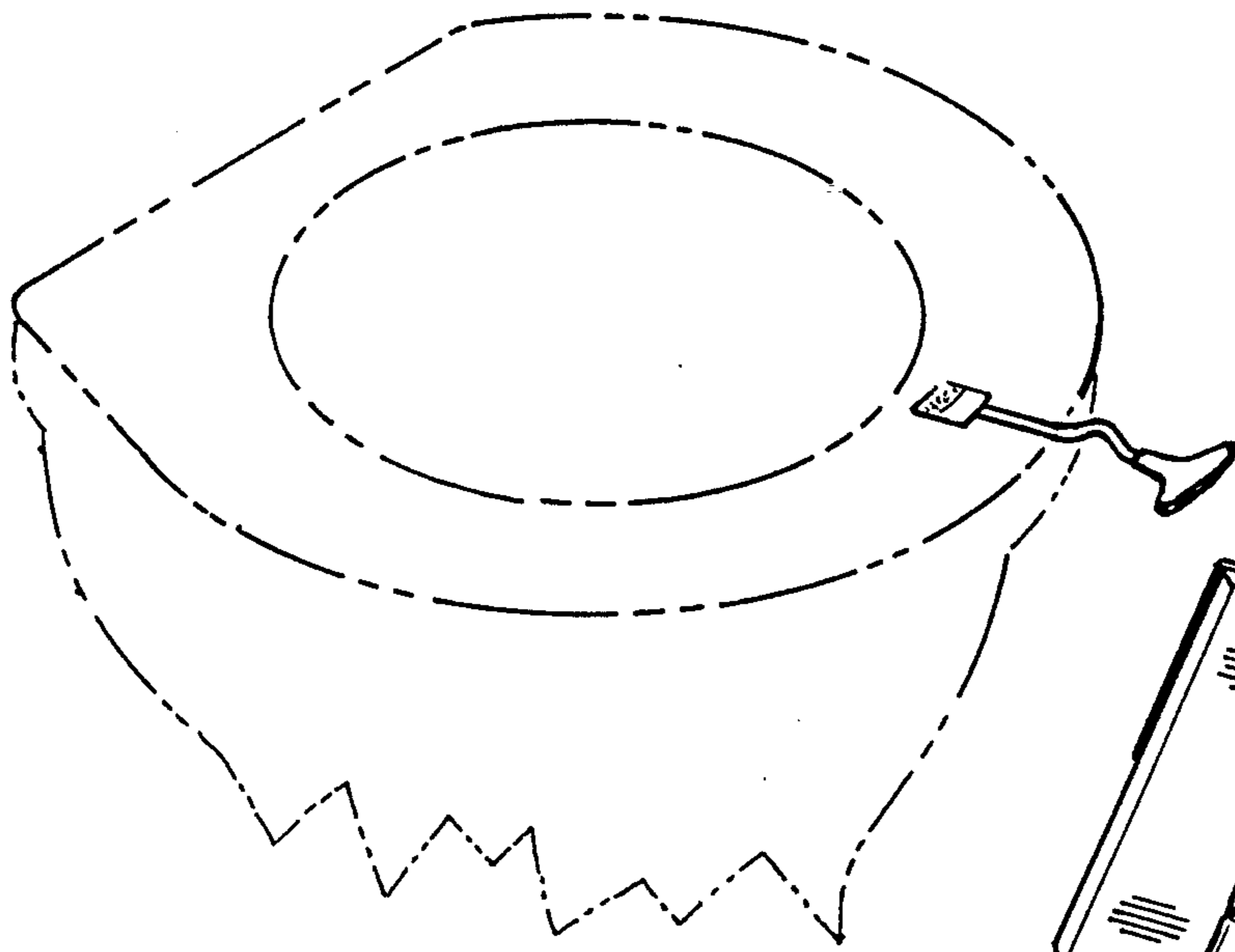


Fig. 1

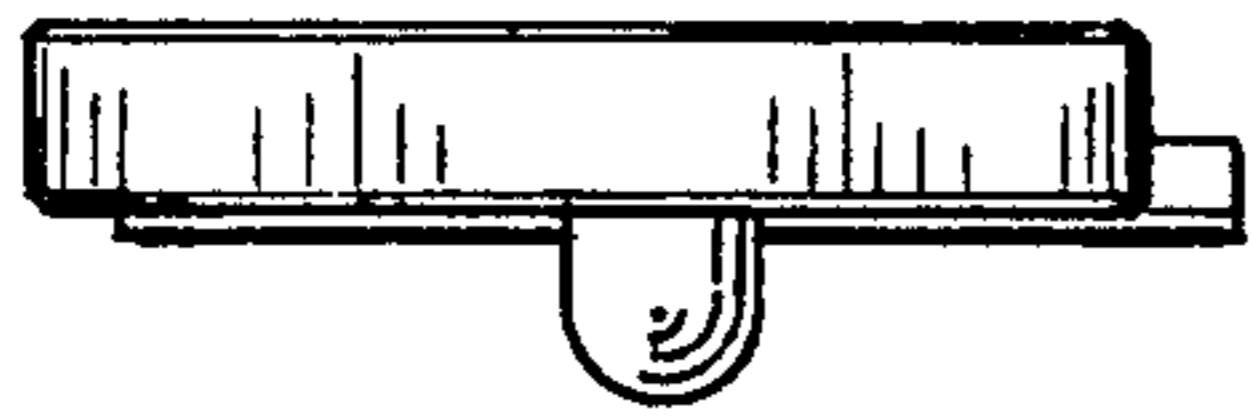


Fig. 7

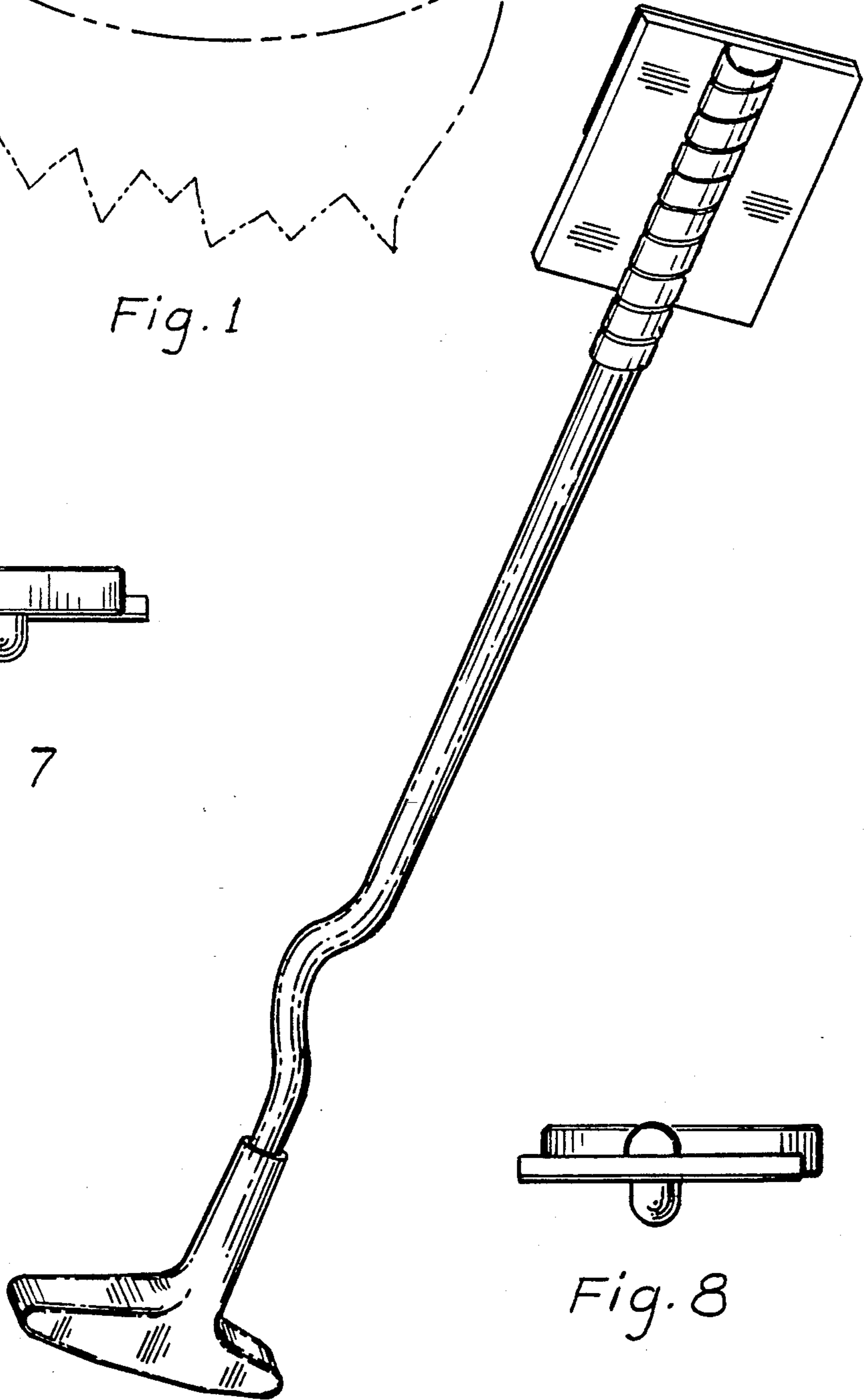


Fig. 2



Fig. 8

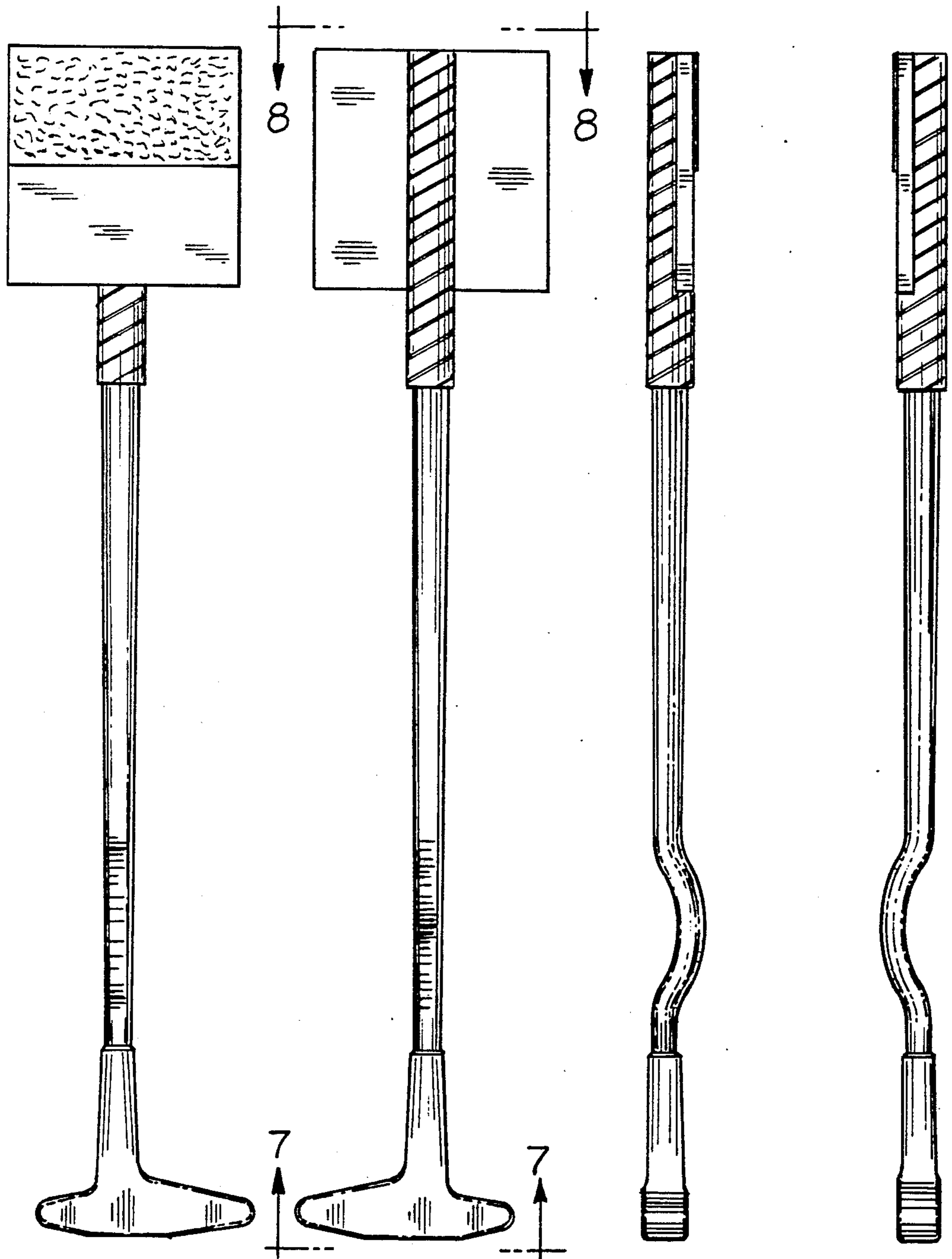


Fig. 3

Fig. 4

Fig. 5

Fig. 6