



US00D331171S

United States Patent [19]

[11] Patent Number: **Des. 331,171**

Berthet

[45] Date of Patent: **** Nov. 24, 1992**

[54] **HANDLE FOR COOKWARE**

[75] Inventor: **Daniel Berthet, Vierlioz-Haut, France**

[73] Assignee: **Tefal S.A., Rumilly, France**

[**] Term: **14 Years**

[21] Appl. No.: **548,842**

[22] Filed: **Jul. 6, 1990**

[30] **Foreign Application Priority Data**

Jan. 12, 1990 [FR] France 900209

[52] U.S. Cl. **D7/395; D7/393**

[58] Field of Search **D7/354, 361, 393, 395; D8/107, DIG. 7; 16/110 R, 110 A, 114 R, 114 A, DIG. 19; 30/85, 88; 220/94 R**

[56] **References Cited**

U.S. PATENT DOCUMENTS

- D. 212,378 10/1968 Dudas et al. D7/395
- D. 284,540 7/1986 Baumgarten D7/393
- D. 284,634 7/1986 Sumikama D7/395
- D. 287,092 12/1986 Durand D7/354 X

- D. 323,095 1/1992 Usbeck D7/395
- 4,926,521 5/1990 Gagnepain D7/361 X

FOREIGN PATENT DOCUMENTS

- 801148 4/1980 France .
- 802061 6/1980 France .

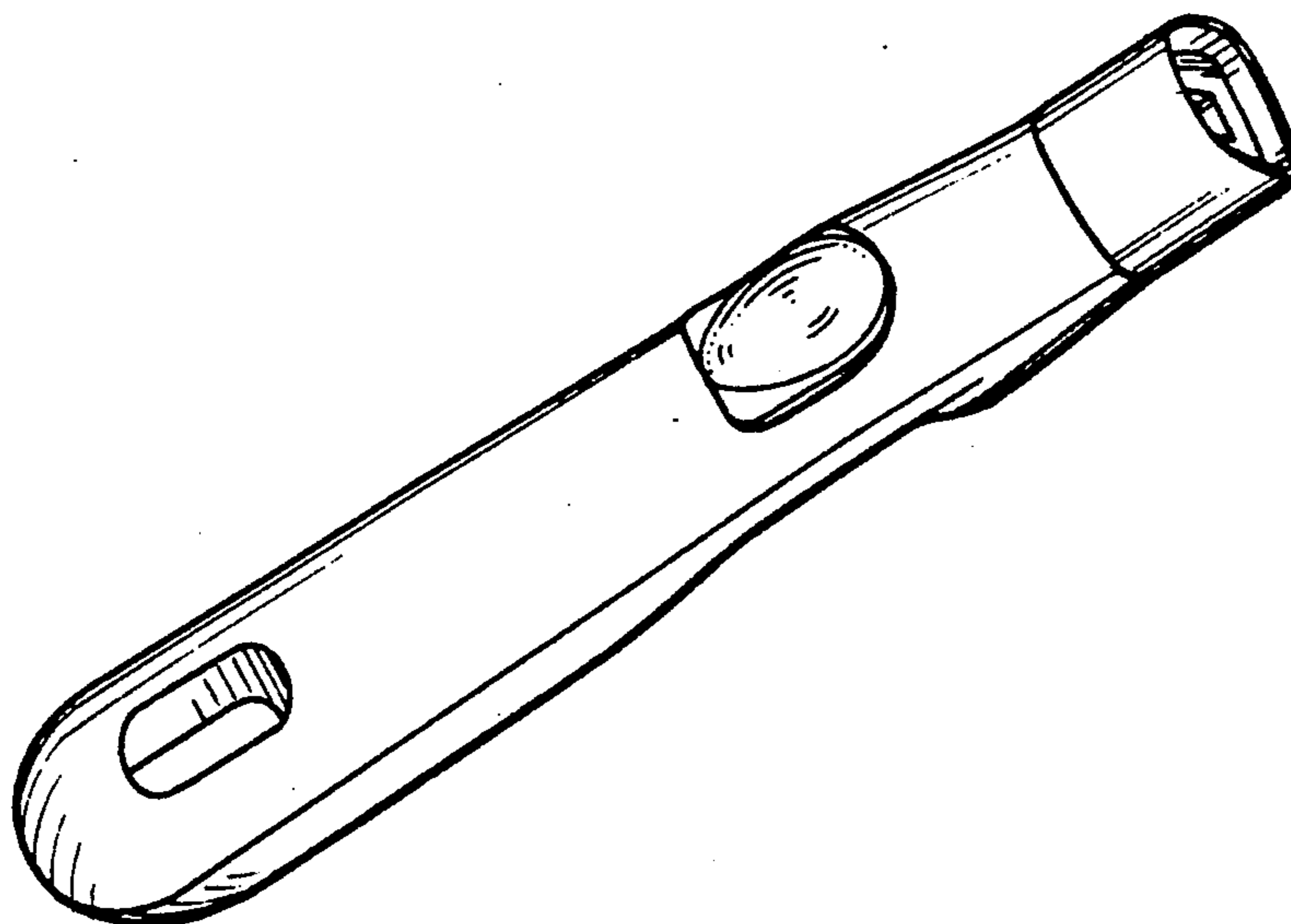

Primary Examiner—Carmen H. Vales-Lado
Assistant Examiner—Caron D. Veynar
Attorney, Agent, or Firm—Young & Thompson

[57] **CLAIM**

The ornamental design for a handle for cookware, as shown and described.

DESCRIPTION

FIG. 1 is a left side elevational view of a handle for cookware showing my new design, the right side elevational view being a mirror image; FIG. 2 is a top plan view; FIG. 3 is a bottom plan view; FIG. 4 is a front elevational view; FIG. 5 is a rear elevational view; FIG. 6 is a top perspective view; and, FIG. 7 is a bottom perspective view.






FIG. 1



FIG. 2

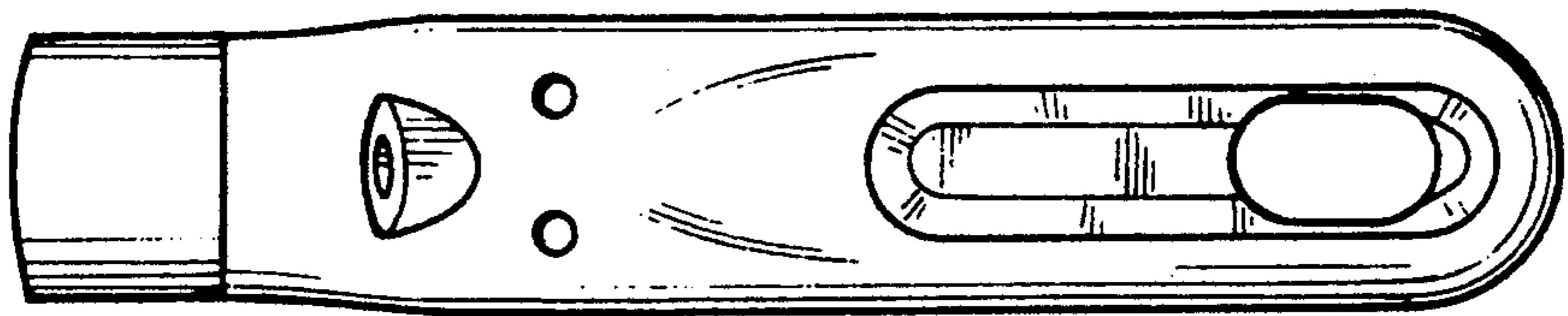


FIG. 3

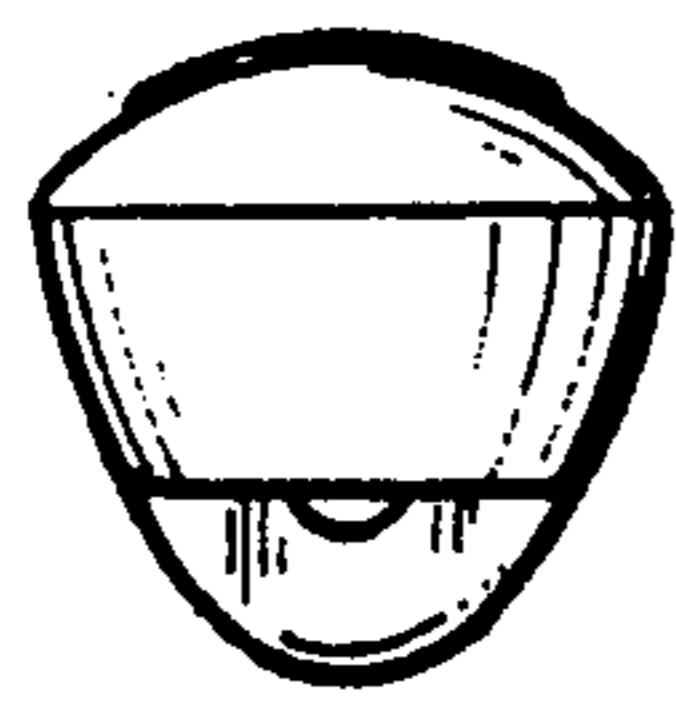


FIG. 4




FIG. 5

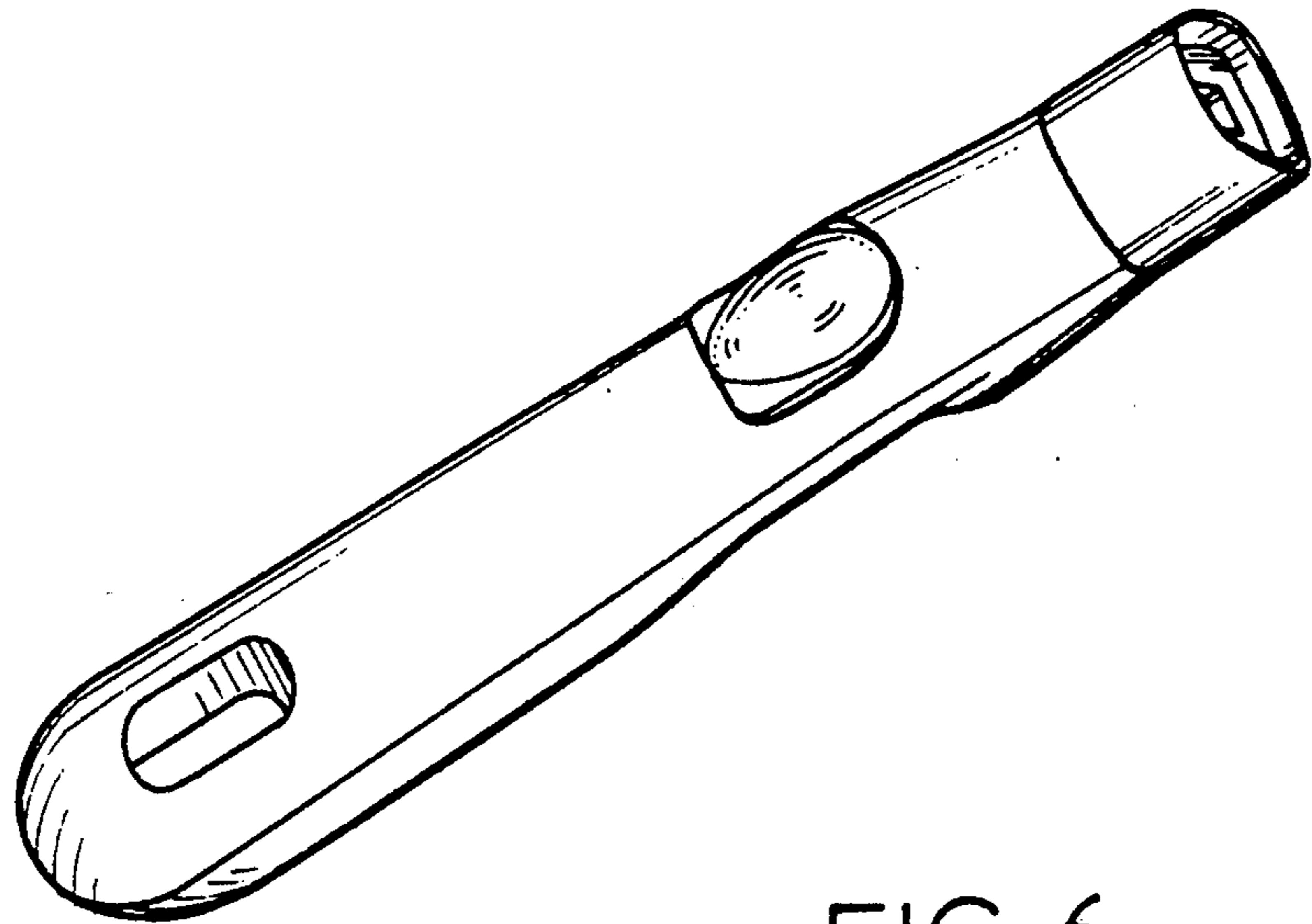


FIG. 6

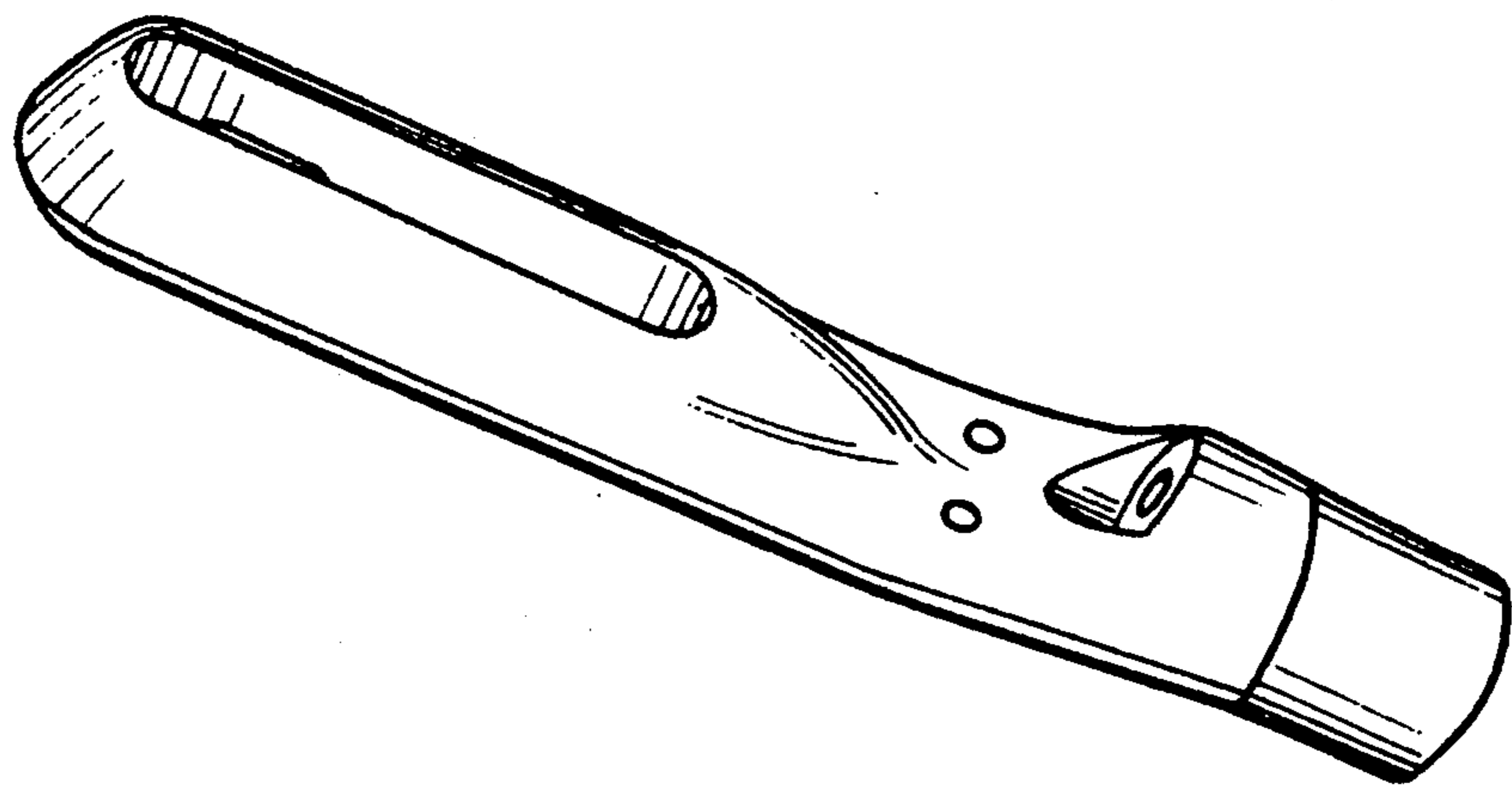


FIG. 7