



US00D331157S

# United States Patent [19]

[11] Patent Number: **Des. 331,157**

**Bennett**

[45] Date of Patent: **\*\* Nov. 24, 1992**

[54] **CHAIR**

[76] Inventor: **Ward Bennett, One W. 72nd St., New York, N.Y. 10023**

[\*\*] Term: **14 Years**

[21] Appl. No.: **443,345**

[22] Filed: **Nov. 30, 1989**

[52] U.S. Cl. .... **D6/379; D6/380**

[58] Field of Search ..... **D6/334, 349, 363, 369, D6/370, 376, 379, 380, 480, 492-494, 500-501; D21/123; 297/419-422, 445, 446, 448, 455**

[56] **References Cited**

**U.S. PATENT DOCUMENTS**

- D. 108,473 2/1938 Wright ..... D6/363
- D. 230,793 3/1974 Meyer ..... D6/369
- D. 289,469 4/1987 Tonon ..... D6/379

**OTHER PUBLICATIONS**

Domus, Sep. 1986, p. 83, Chair at bottom right.

Schöner Wohnen, Sep. 1988, p. 92, Chair at bottom-second from left.

Encyclopedia of Chairs by Simon Yates, TM 1988, p. 63, Sheraton Armchair at mid-page left, Examiner's Desk Copy.

*Primary Examiner*—Nelson C. Holtje

*Assistant Examiner*—Gary D. Watson

*Attorney, Agent, or Firm*—Hoffman, Wasson & Gitler

[57] **CLAIM**

The ornamental design for a chair, as shown and described.

**DESCRIPTION**

FIG. 1 is a top plan view of a chair showing my new design;


FIG. 2 is a bottom plan view;

FIG. 3 is a front elevational view;

FIG. 4 is a rear elevational view;

FIG. 5 is a left side elevational view; and,

FIG. 6 is a right side elevational view thereof.






FIG. 1




FIG. 2




FIG. 3

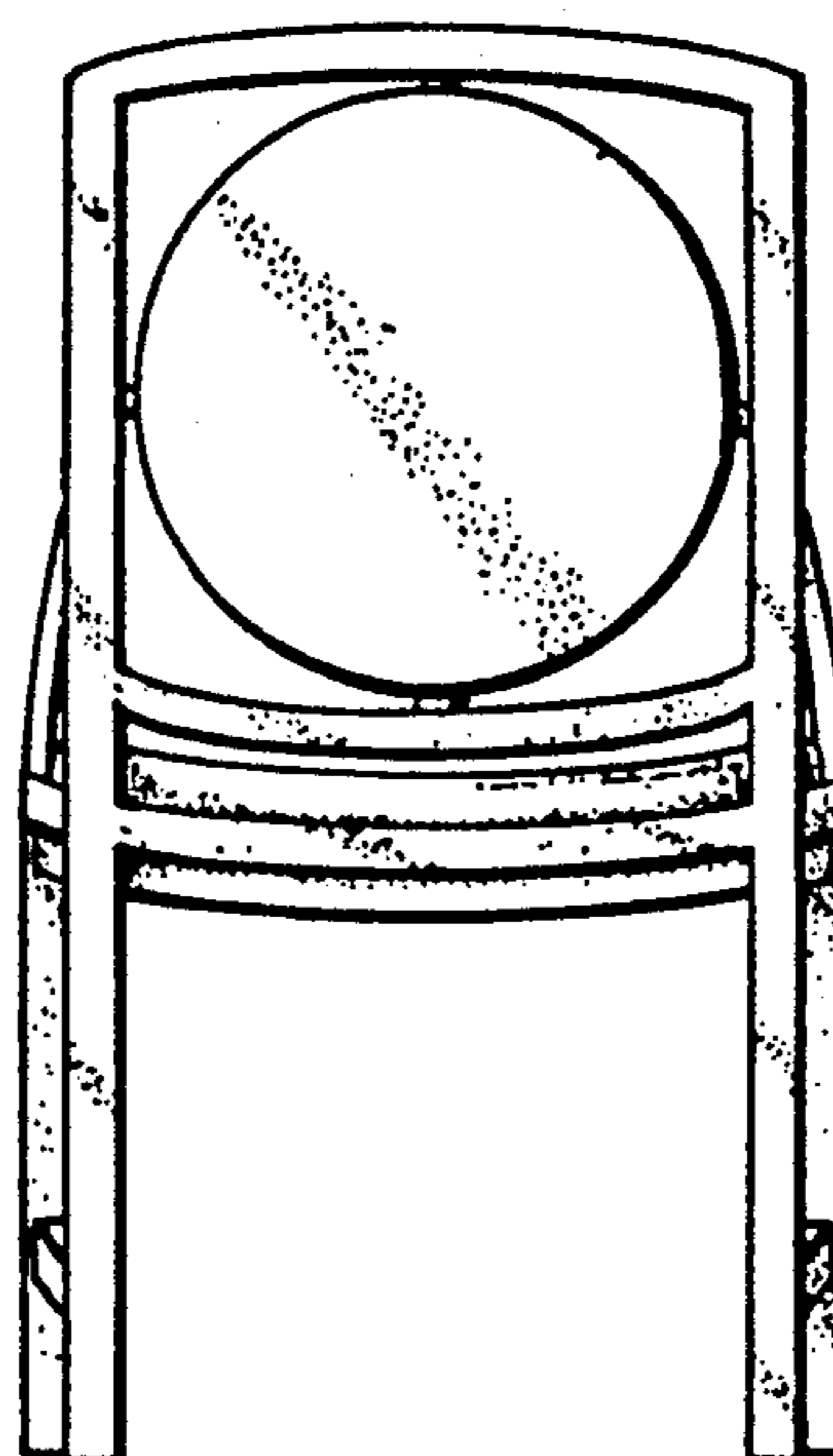


FIG. 4




FIG. 5

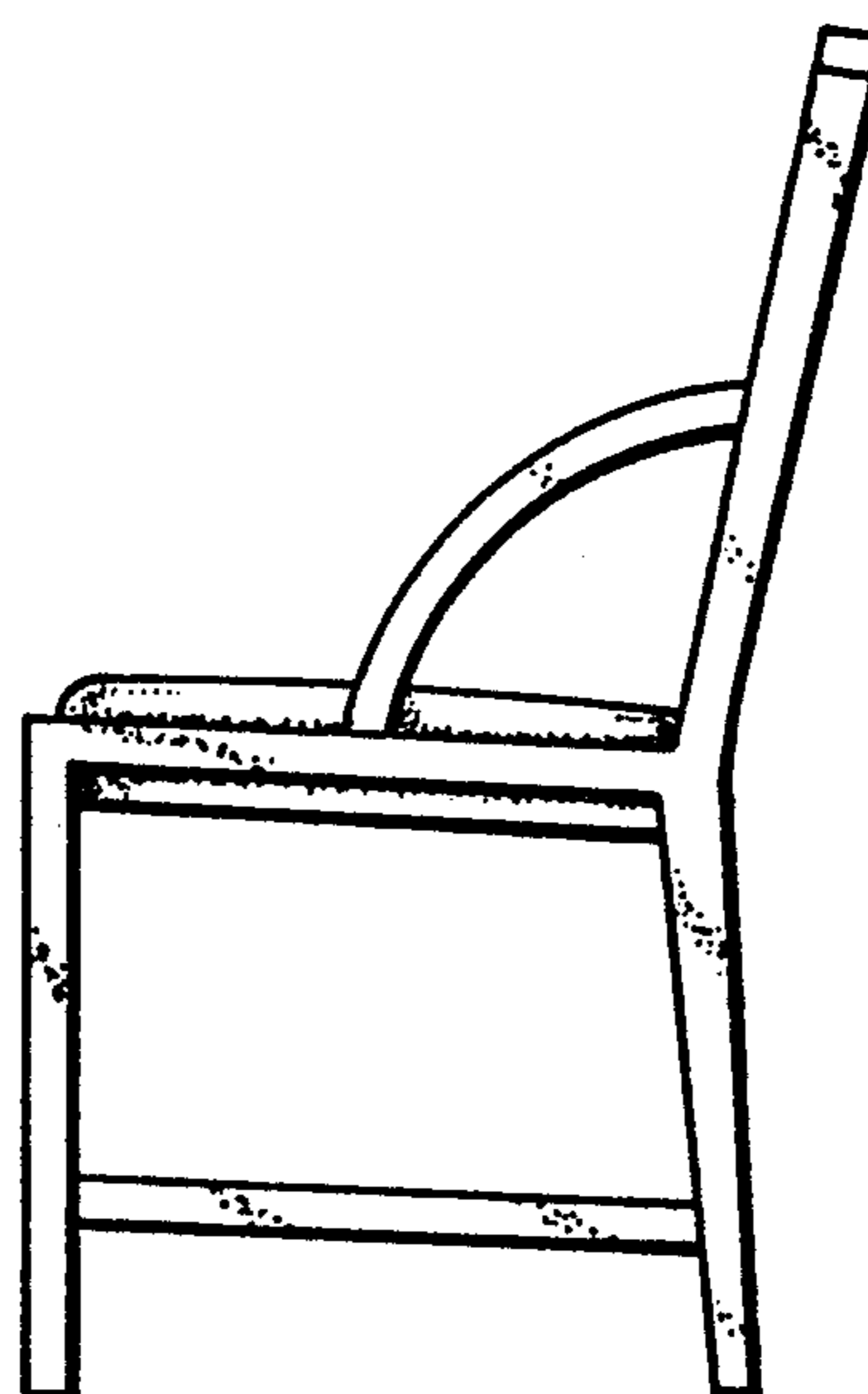


FIG. 6