



US00D331152S

# United States Patent [19]

[11] Patent Number: **Des. 331,152**

White, Jr.

[45] Date of Patent: **\*\* Nov. 24, 1992**

[54] **MIRROR**

[75] Inventor: **Winsor D. White, Jr., Chicago, Ill.**

[73] Assignee: **Henredon Furniture Industries, Inc., Morganton, N.C.**

[\*\*] Term: **14 Years**

[21] Appl. No.: **570,649**

[22] Filed: **Aug. 21, 1990**

[52] U.S. Cl. .... **D6/300**

[58] Field of Search ..... **D6/300, 308, 309, 310; 248/467, 472, 479, 466; 359/838, 850, 854, 855, 865, 871, 872**

[56] **References Cited**

**U.S. PATENT DOCUMENTS**

D. 49,716	9/1916	Urbanowicz .....	D6/304
D. 213,887	4/1969	Findlay .....	D6/300
D. 255,746	7/1980	Van Koert .....	D6/300
D. 268,468	4/1983	Mower et al. ....	D6/310
D. 311,998	11/1990	Lewis .....	D6/300
1,116,718	11/1914	Markowitz .....	248/469

**OTHER PUBLICATIONS**

Interiors' Import Co. Inc. Catalog, Jun. 1956, p. 158 (M-299 Mirror).

*Primary Examiner*—Bernard Ansher  
*Assistant Examiner*—Adir Aronovich  
*Attorney, Agent, or Firm*—Edgar A. Zarins; Malcolm L. Sutherland

[57] **CLAIM**

The ornamental design for a mirror, as shown and described.

**DESCRIPTION**

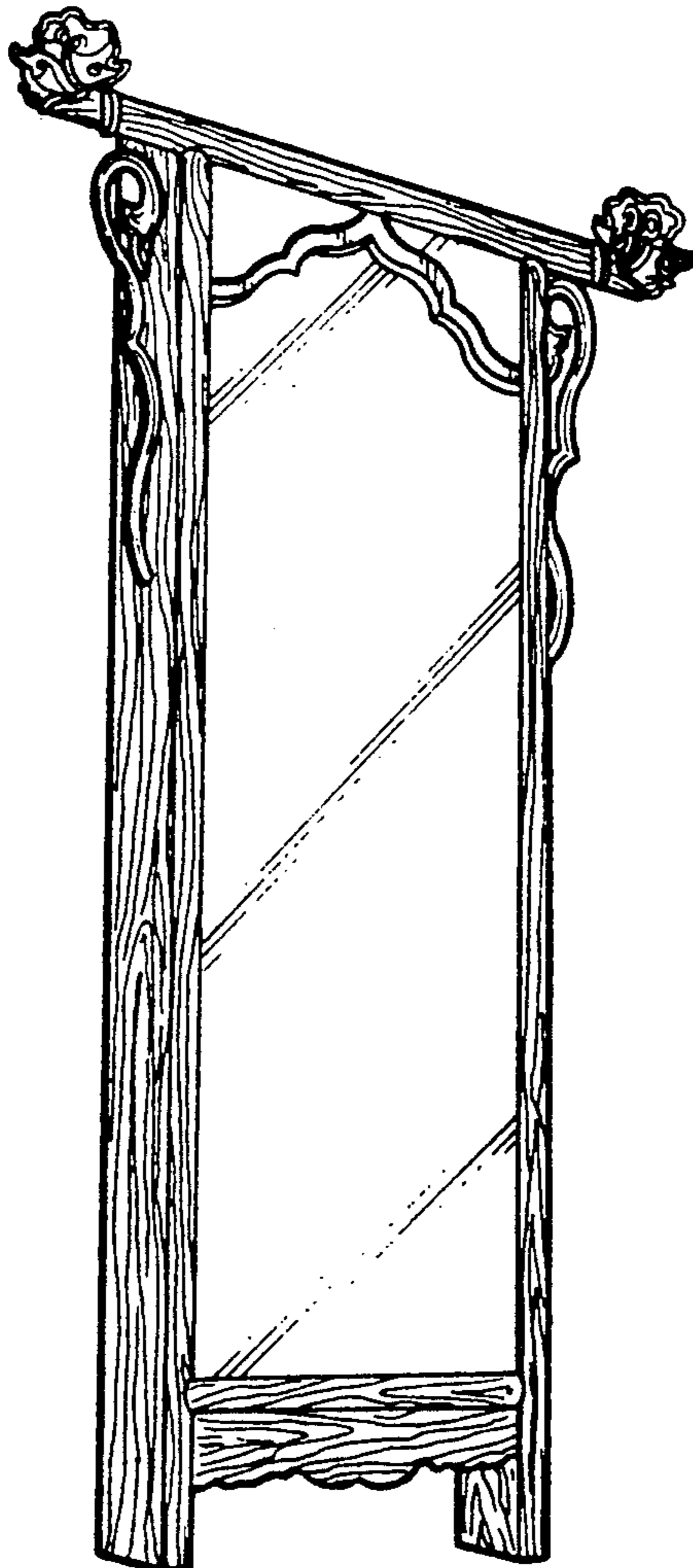
FIG. 1 is a front perspective view of a mirror showing my new design, the undisclosed rear is plane and unornamented;

FIG. 2 is a front elevational view thereof;

FIG. 3 is a top plan view thereof;

FIG. 4 is a bottom plan view thereof; and,

FIG. 5 is a side elevation view thereof, the side opposite is a mirror image of the side shown.



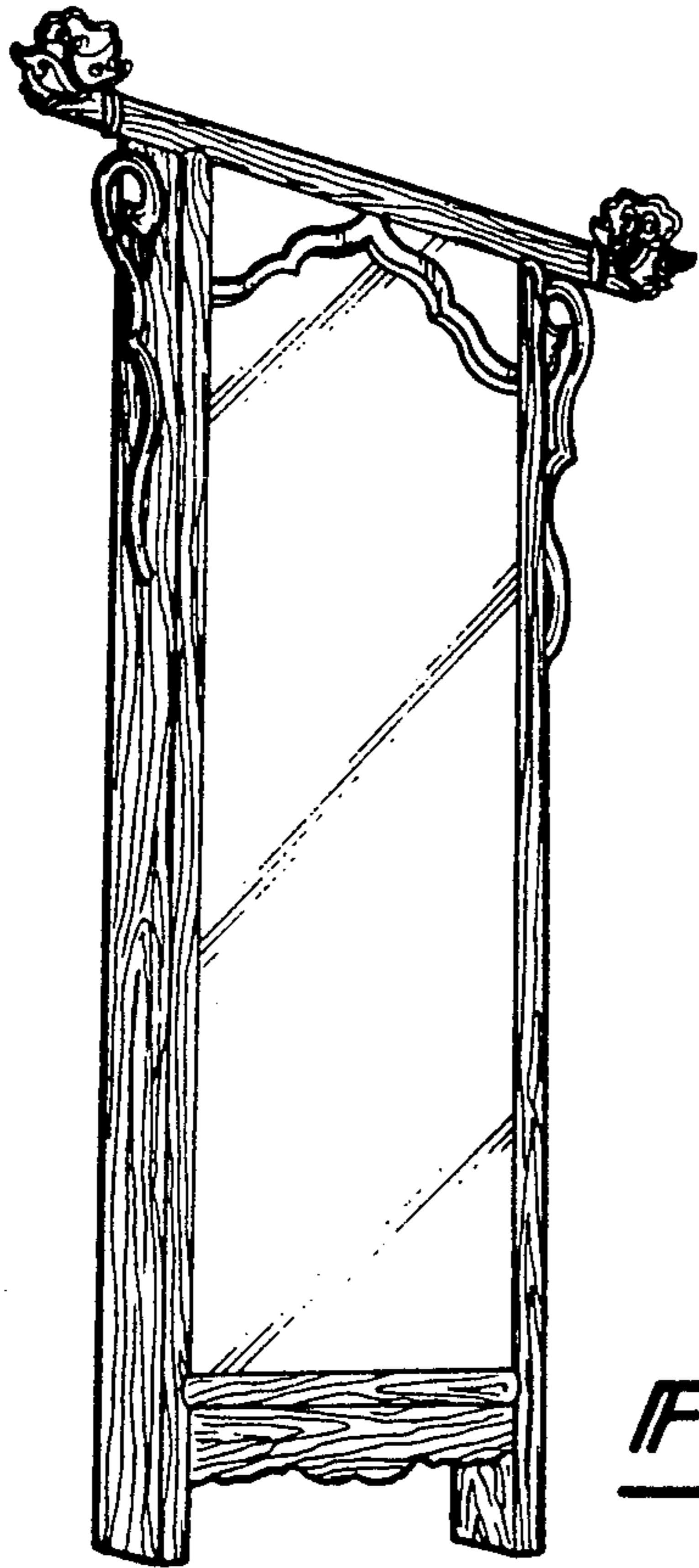


Fig-1



Fig-3



Fig-4

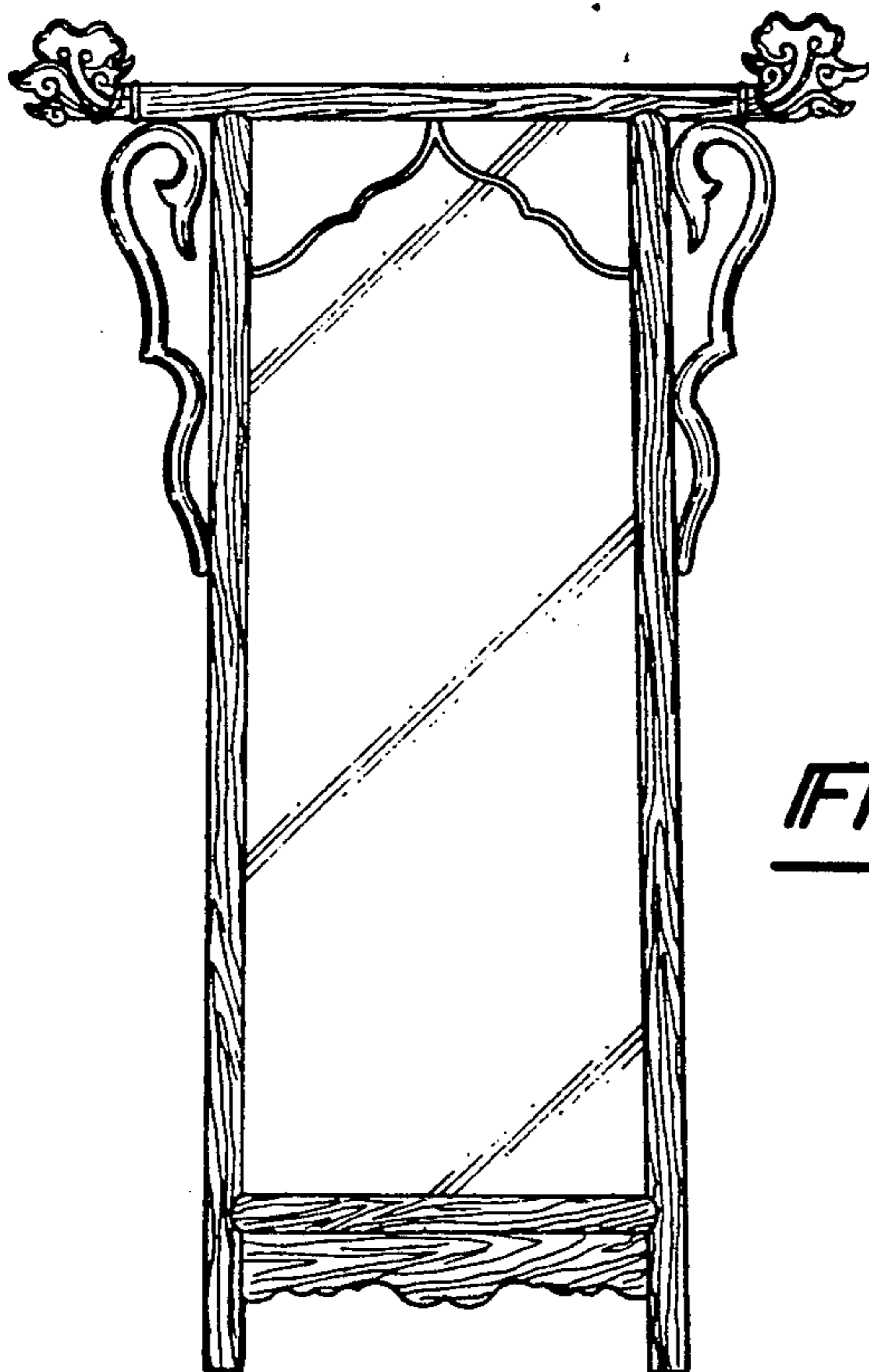


Fig-2



Fig-5