

[54] ELECTRONIC GAME HOUSING

[76] Inventor: Gerald Duhamel, 290 Heriot St., C.P. 698, Drummondville, Quebec J2B 6W6, Canada

[**] Term: 14 Years

[21] Appl. No.: 816,950

[22] Filed: Jan. 3, 1992

Related U.S. Application Data

[63] Continuation-in-part of Ser. No. 394,504, Aug. 16, 1989, Pat. No. Des. 324,885.

[30] Foreign Application Priority Data

May 17, 1989 [CA] Canada 17-05-89-5
[52] U.S. Cl. D21/13
[58] Field of Search D21/13, 48; D13/162, D13/165, 168; D14/214, 218; 273/148 B, DIG. 28, 434, 438, 454, 237

[56] References Cited

U.S. PATENT DOCUMENTS

D. 250,906 1/1979 Reiner et al. D21/13
D. 270,725 9/1983 Fenne D13/164
D. 282,938 3/1986 Leung D21/13

D. 287,032 12/1986 Funai D21/13
D. 324,885 3/1992 Duhamel D21/13
D. 324,886 3/1992 Giles D21/13
4,516,777 5/1985 Nikora 273/148 B
4,670,743 6/1987 Zemke 273/438 X
4,752,069 6/1988 Okada 273/43 X

OTHER PUBLICATIONS

Playthings, Apr. 1982, p. 17 as shown.
Vending Times Jan. 1984, p. 68, bottom of the page.


Primary Examiner—Bernard Ansher
Assistant Examiner—Prabhakar Deshmukh
Attorney, Agent, or Firm—Fay, Sharpe, Beall, Fagan, Minnich & McKee

[57] CLAIM

The ornamental design for electronic game housing, as shown and described.

DESCRIPTION

FIG. 1 is a perspective view of an electronic game housing showing my new design; FIG. 2 is a front elevation thereof; FIG. 3 is a right side elevation thereof; the left side elevation being a mirror image thereof; FIG. 4 is a rear elevation thereof; and, FIG. 5 is a bottom plan view thereof.



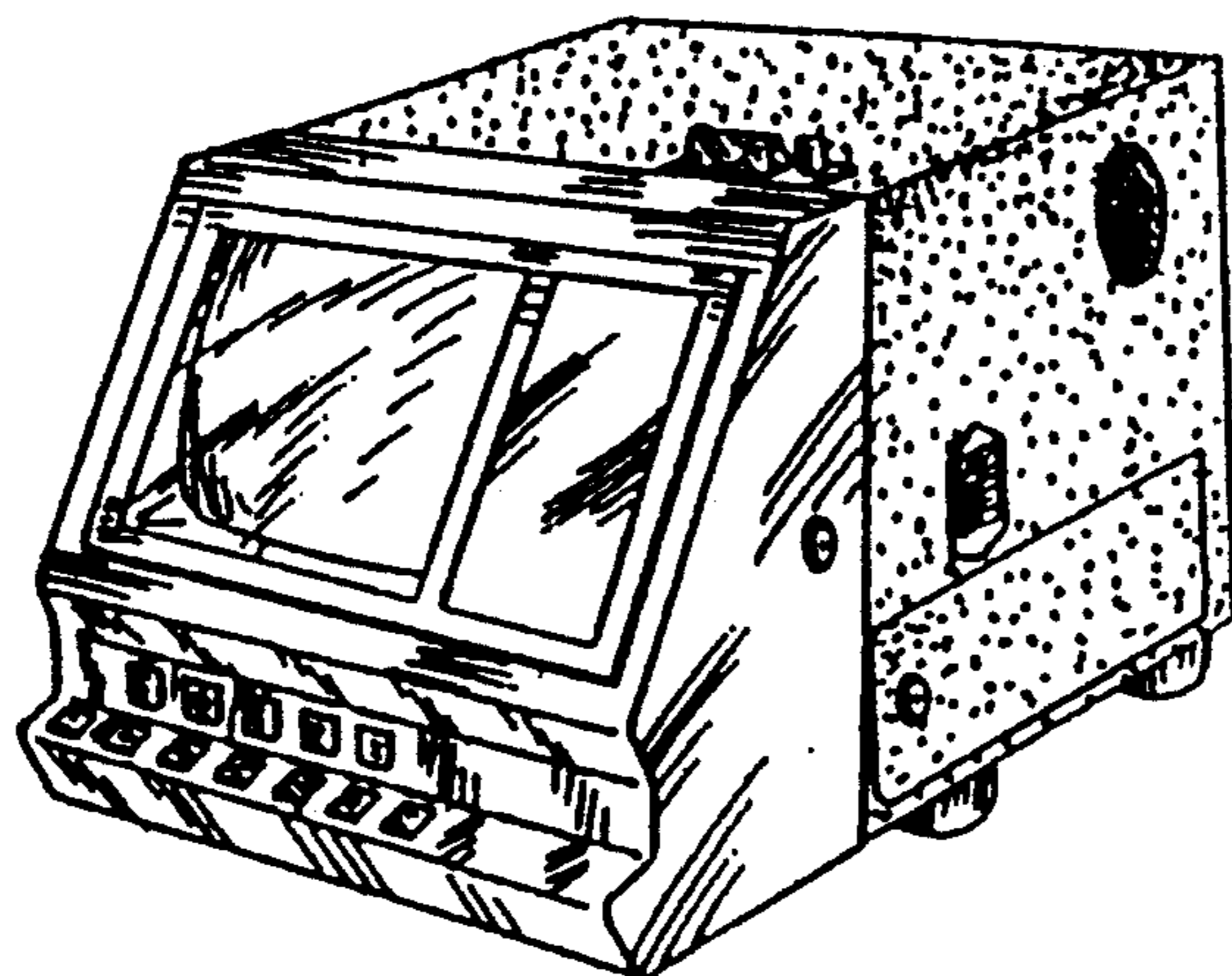


FIG. 1




FIG. 2

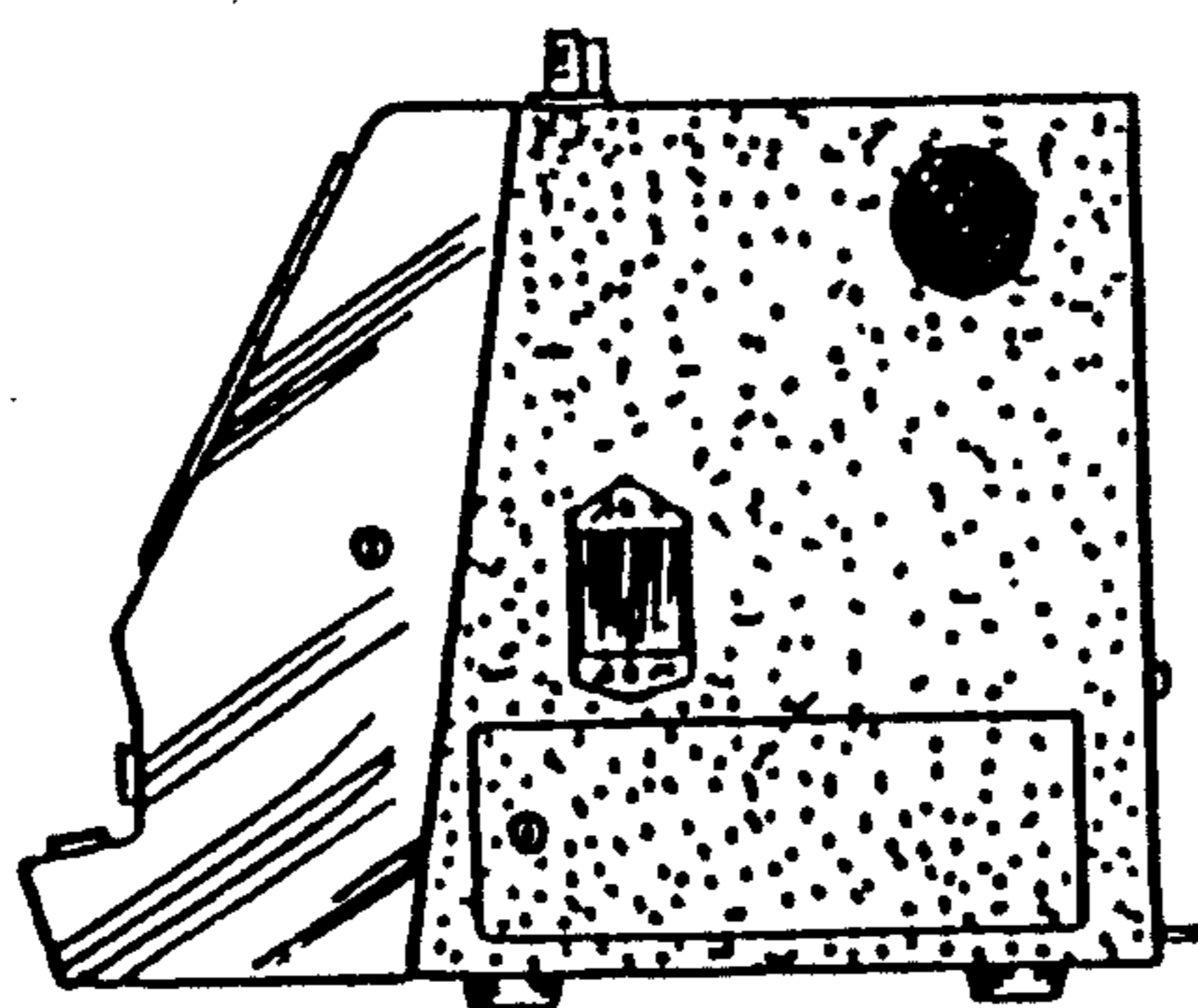


FIG. 3




FIG. 4

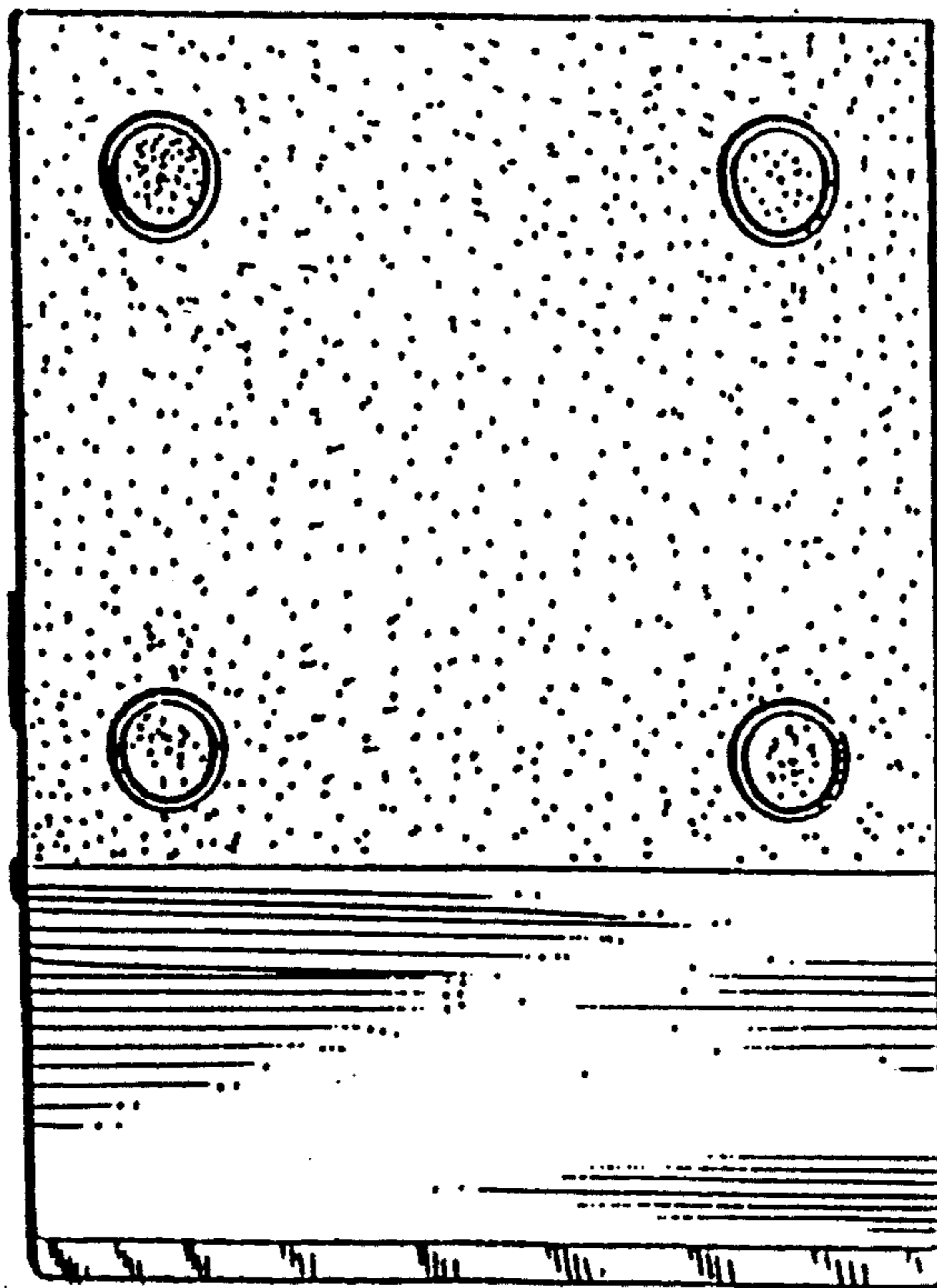


FIG. 5