



US00D331070S

United States Patent [19]

[11] Patent Number: **Des. 331,070**

Hu Huang

[45] Date of Patent: **** Nov. 17, 1992**

[54] CASING FOR A MARKING INSTRUMENT

[75] Inventor: **Li-Chen Hu Huang, Taipei, Taiwan**

[73] Assignee: **Pro Eton Corporation, Taiwan**

[**] Term: **14 Years**

[21] Appl. No.: **600,990**

[22] Filed: **Oct. 23, 1990**

[52] U.S. Cl. **D19/43; D19/51; D19/56; D19/57; D19/54**

[58] Field of Search **D19/35, 36, 41-51, D19/54-58, 81-85; 401/196, 198, 200, 202, 131, 243-247**

[56] **References Cited**

U.S. PATENT DOCUMENTS

D. 282,378	1/1986	Ohyabu et al.	D19/43
D. 295,537	5/1988	Davidson et al.	D19/43
D. 309,913	8/1990	Shintani	D19/43
D. 312,096	11/1990	Vitrac	D19/51

D. 318,294	7/1991	Cho-Kai	D19/48
D. 324,879	3/1992	Morgan	D19/36
4,183,685	1/1980	Hofmann et al.	401/202
5,033,895	7/1991	Aida	401/131

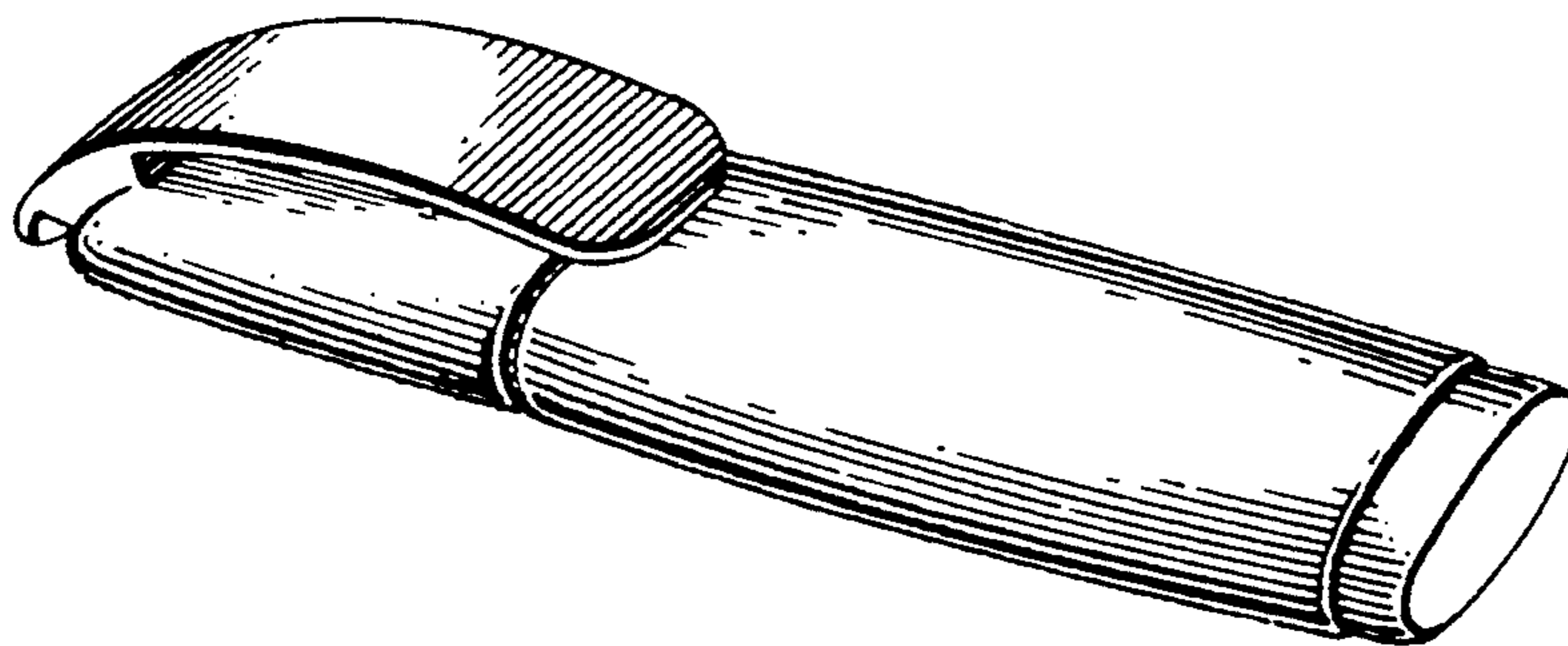
Primary Examiner—Nelson C. Holtje
Assistant Examiner—Martha Thompson
Attorney, Agent, or Firm—Wenderoth, Lind & Ponack

[57] **CLAIM**

The ornamental design for a casing for a marking instrument, as shown and described.

DESCRIPTION

FIG. 1 is a bottom, left front perspective view of a casing for a marking instrument showing my new design;
FIG. 2 is a left side elevational view;
FIG. 3 is a right side elevational view;
FIG. 4 is a top plan view;
FIG. 5 is a bottom plan view;
FIG. 6 is a front elevational view; and,
FIG. 7 is a rear elevational view thereof.



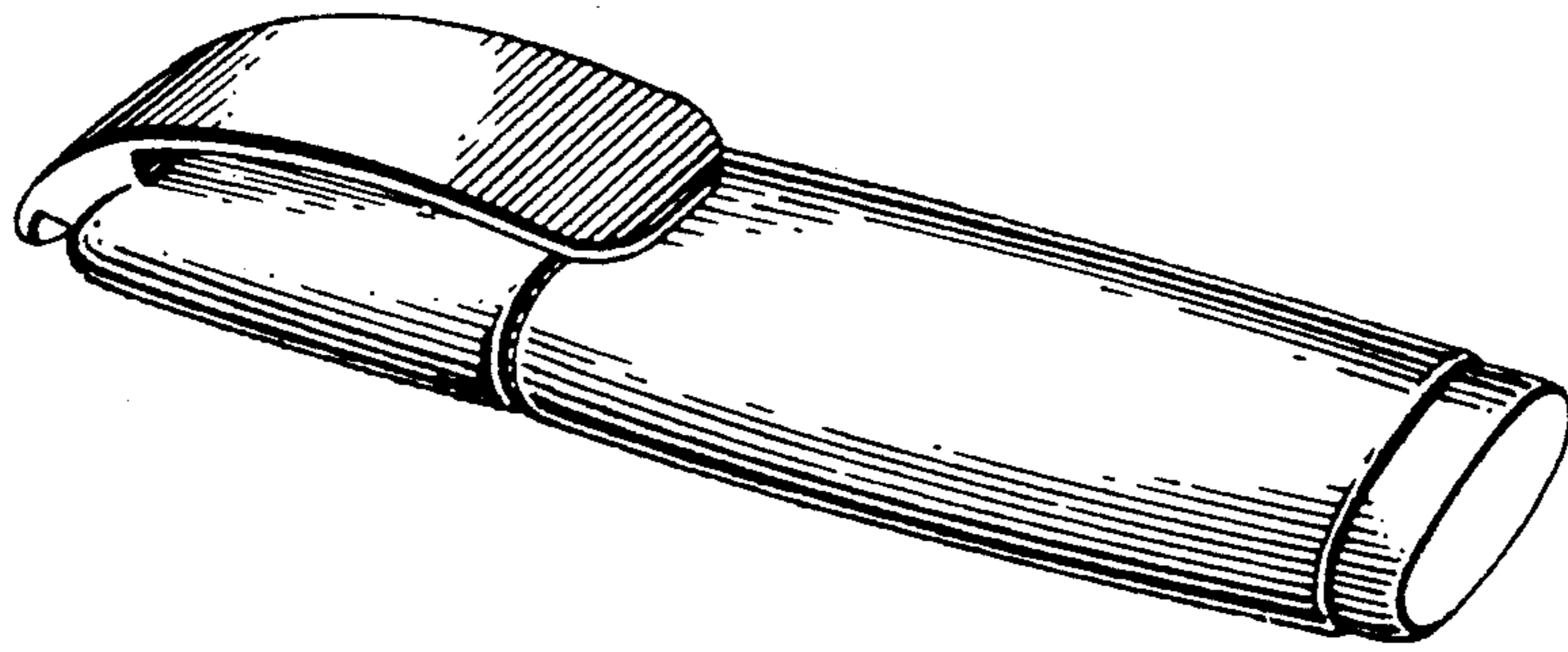


FIG. 1




FIG. 2




FIG. 3




FIG. 4

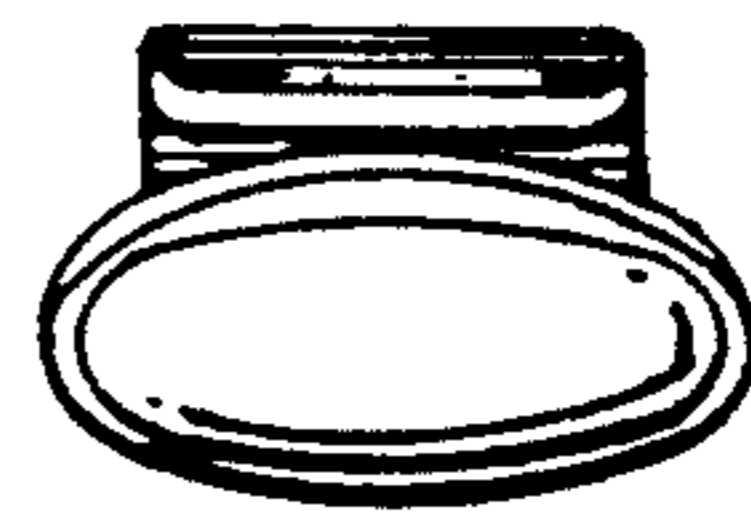


FIG. 5

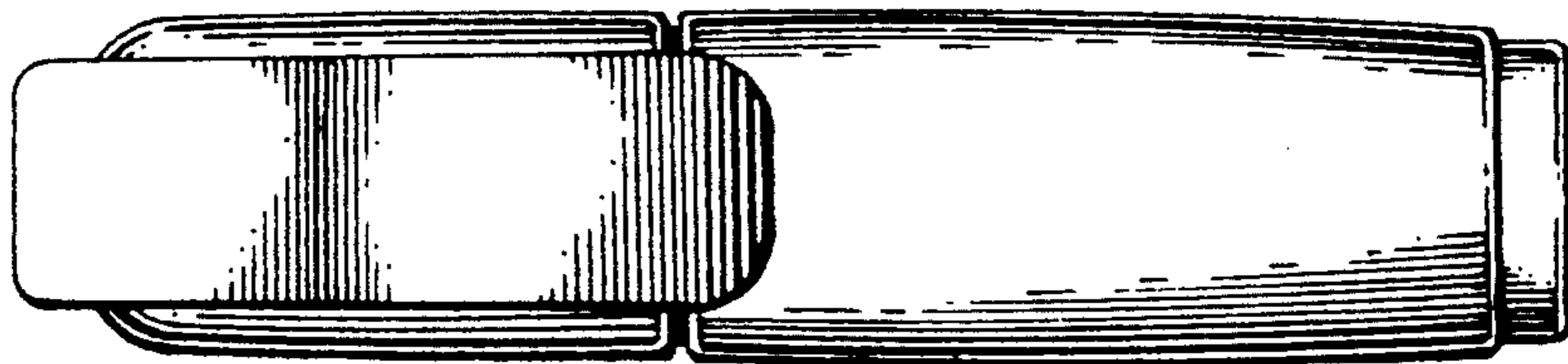


FIG. 6




FIG. 7