



US00D331022S

United States Patent [19]

[11] Patent Number: **Des. 331,022**

Burgener

[45] Date of Patent: **** Nov. 17, 1992**

[54] WATCH

[75] Inventor: **Eddy Burgener, Moutier, Switzerland**

[73] Assignee: **Roventa Henex SA, Switzerland**

[**] Term: **14 Years**

[21] Appl. No.: **555,750**

[22] Filed: **Jul. 23, 1990**

[30] **Foreign Application Priority Data**

Jan. 25, 1990 [CH] Switzerland 117,933

[52] U.S. Cl. **D10/39; D10/30**

[58] Field of Search **D10/1-40, D10/122-132; 368/280-282, 285**

[56] **References Cited**

U.S. PATENT DOCUMENTS

D. 261,734 11/1981 Onodera D10/39

D. 297,817 9/1988 Guan D10/38 X

D. 298,109 10/1988 Brenni D10/39

D. 309,113 7/1990 Schoepfer D10/32

D. 314,918 2/1991 Dumas D10/32

D. 321,666 11/1991 Burgener D10/32

D. 326,229 5/1992 St. Dizier D10/32

FOREIGN PATENT DOCUMENTS

204293 4/1939 Switzerland 368/285

OTHER PUBLICATIONS

Swiss Watch & Jewelry Journal-P. 411-Watch at Center.

Swiss Watch & Jewelry Journal-p. 468-Watches at top.

Jeweler's Circular-Keystone Mar. 1987-p. 19-Watches at bottom.

Primary Examiner-Nelson C. Holtje

Attorney, Agent, or Firm-Bacon & Thomas

[57] **CLAIM**

The ornamental design for a watch, as shown and described.

DESCRIPTION

FIG. 1 is a front elevational view of a watch showing my new design; the broken-line showings of straps being environmental only and form no part of the claimed design;

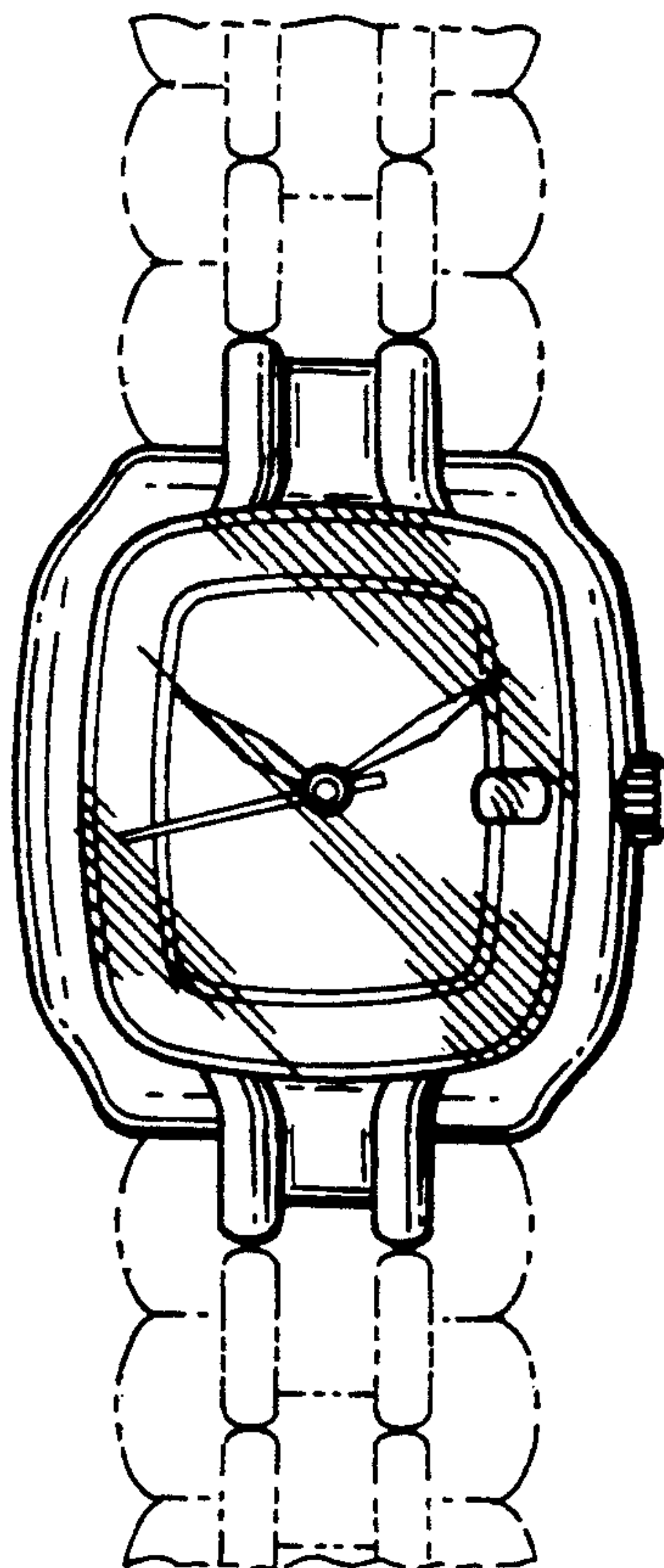
FIG. 2 is a rear elevational view thereof;

FIG. 3 is a right side elevational view thereof;

FIG. 4 is a left side elevational view thereof;

FIG. 5 is a top plan view thereof; and,

FIG. 6 is a bottom plan view thereof.



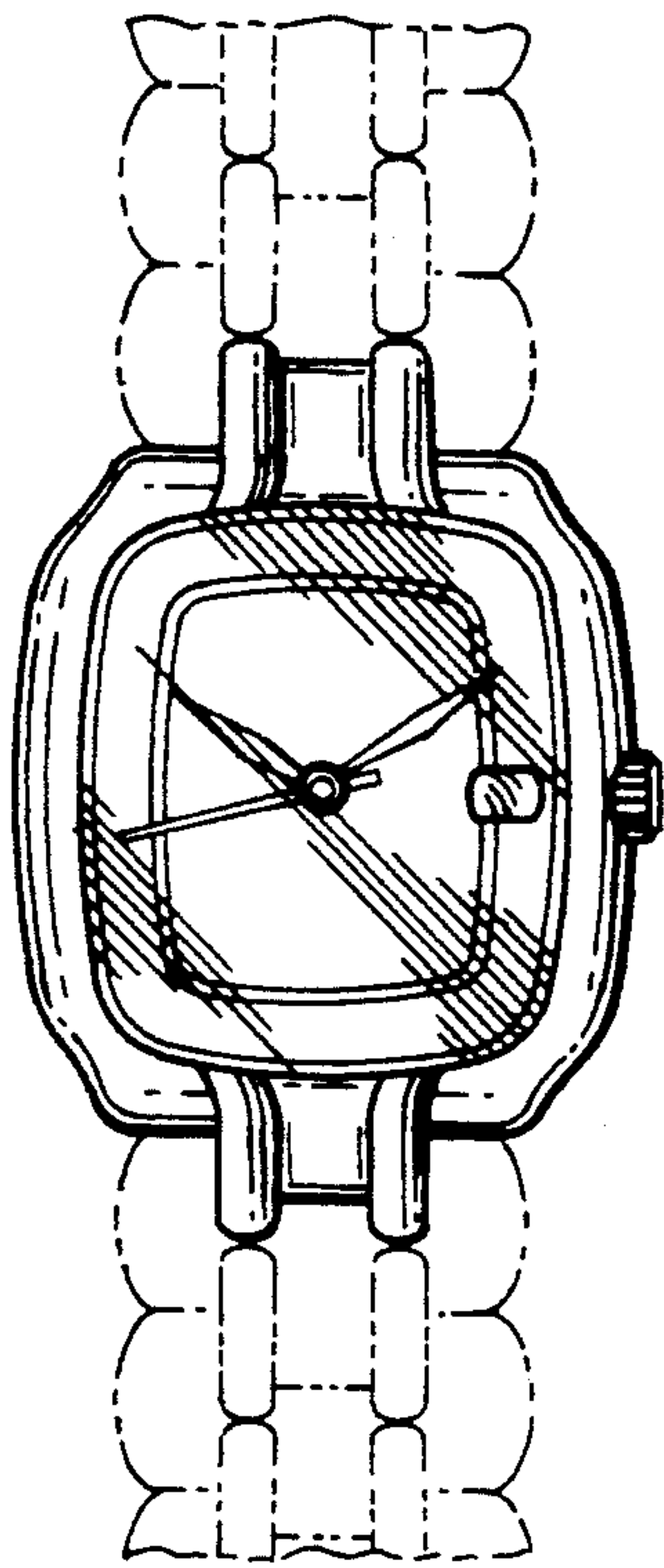


FIG. 1

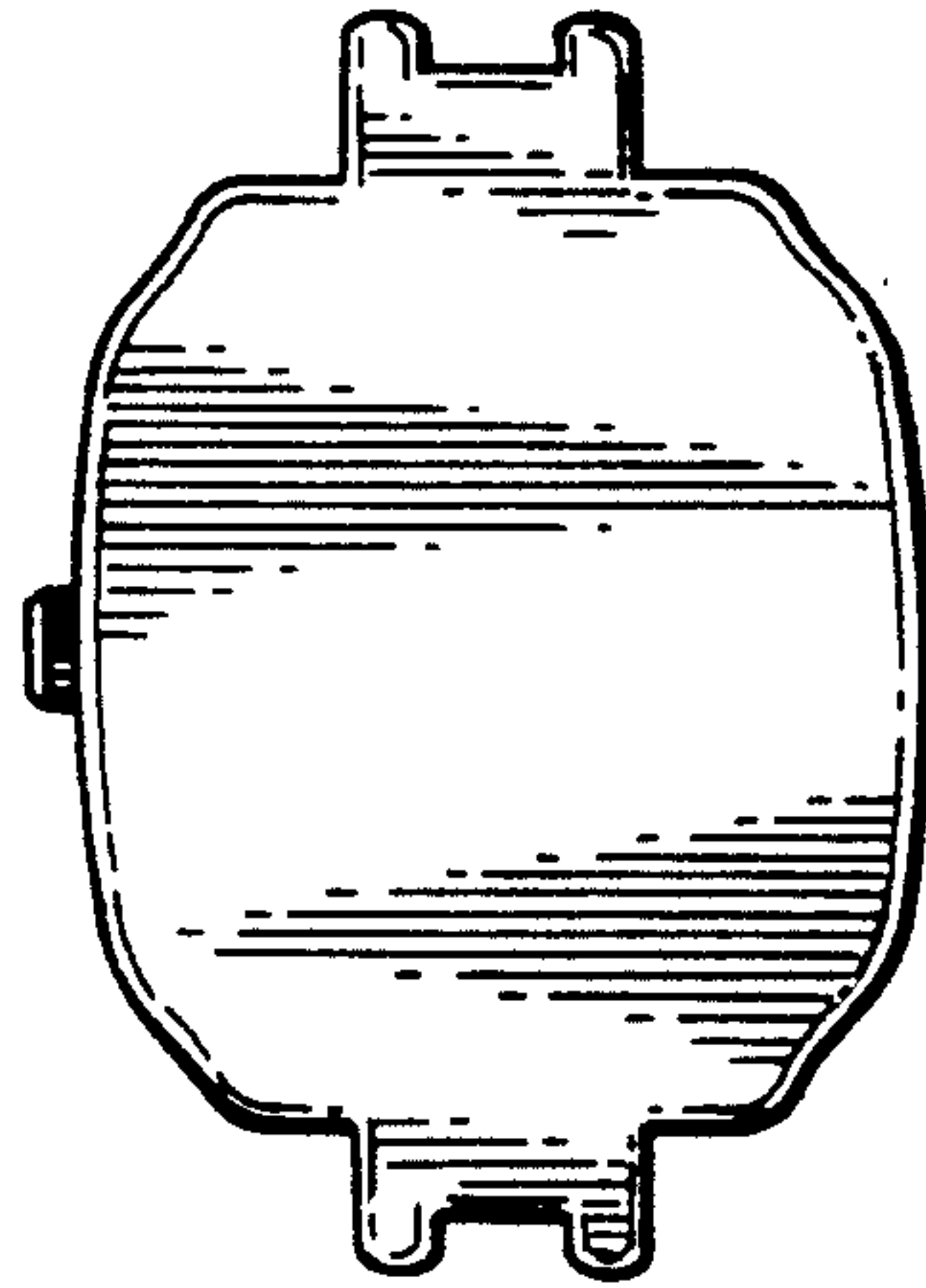


FIG. 2



FIG. 3



FIG. 4



FIG. 5



FIG. 6