



US00D331018S

# United States Patent [19]

[11] Patent Number: **Des. 331,018**

Watanabe et al.

[45] Date of Patent: **\*\* Nov. 17, 1992**

[54] **COMBINED CLOCK, TIMER AND SCHEDULE MANAGER**

4,444,513	4/1984	Proellochs	368/223
4,508,459	4/1985	Hashimoto	368/277 X
4,893,291	1/1990	Bick et al.	D10/15 X

[75] Inventors: **Kenji Watanabe; Takanobu Kameda; Hideto Yokota; Tetsuo Yamaguchi; Tomoyuki Yamaguchi; Yuichiro Taniguchi; Atsuko Yamaguchi**, all of Tokyo, Japan

*Primary Examiner*—Donald P. Walsh  
*Assistant Examiner*—Antoine D. Davis  
*Attorney, Agent, or Firm*—Birch, Stewart, Kolasch & Birch

[73] Assignee: **Kung Jun Co., Ltd.**, Tokyo, Japan

[57] **CLAIM**

[\*\*] Term: **14 Years**

The ornamental design for a combined clock, timer and schedule manager, as shown and described.

[21] Appl. No.: **540,808**

**DESCRIPTION**

[22] Filed: **Jun. 20, 1990**

[30] **Foreign Application Priority Data**

Dec. 20, 1989 [JP] Japan ..... 1-46122

[52] U.S. Cl. .... **D10/2; D10/15; D10/30; D10/40; D10/43**

[58] Field of Search ..... **D10/1, 2, 3, 4, 5, 15, D10/24, 25, 26, 27, 30, 40, 41, 43; D14/100, 216; D8/7; 368/82-84, 239-242, 276-277, 285, 316-317**

FIG. 1 is a top, front and right side perspective view of a combined clock, timer and schedule manager showing our new design;  
 FIG. 2 is a front elevational view;  
 FIG. 3 is a rear elevational view;  
 FIG. 4 is a top plan view;  
 FIG. 5 is a bottom plan view;  
 FIG. 6 is a left side elevational view;  
 FIG. 7 is a right side elevational view;  
 FIG. 8 is a top, front and right side perspective view, shown in an alternate condition of use; and,  
 FIG. 9 is a top, front and right side perspective view thereof, the broken line showing of a support bar and speaker are environmental only and form no part of the claimed design.  
 FIGS. 1, 8 and 9 have been drawn on a reduced scale with respect to FIGS. 2-7.

[56] **References Cited**

**U.S. PATENT DOCUMENTS**

D. 274,313	6/1984	Tanaka	D10/24
D. 279,268	6/1985	Henkels	D10/26
D. 301,309	5/1989	Houlihan	D10/26 X
D. 301,839	6/1989	Houlihan	D10/26 X

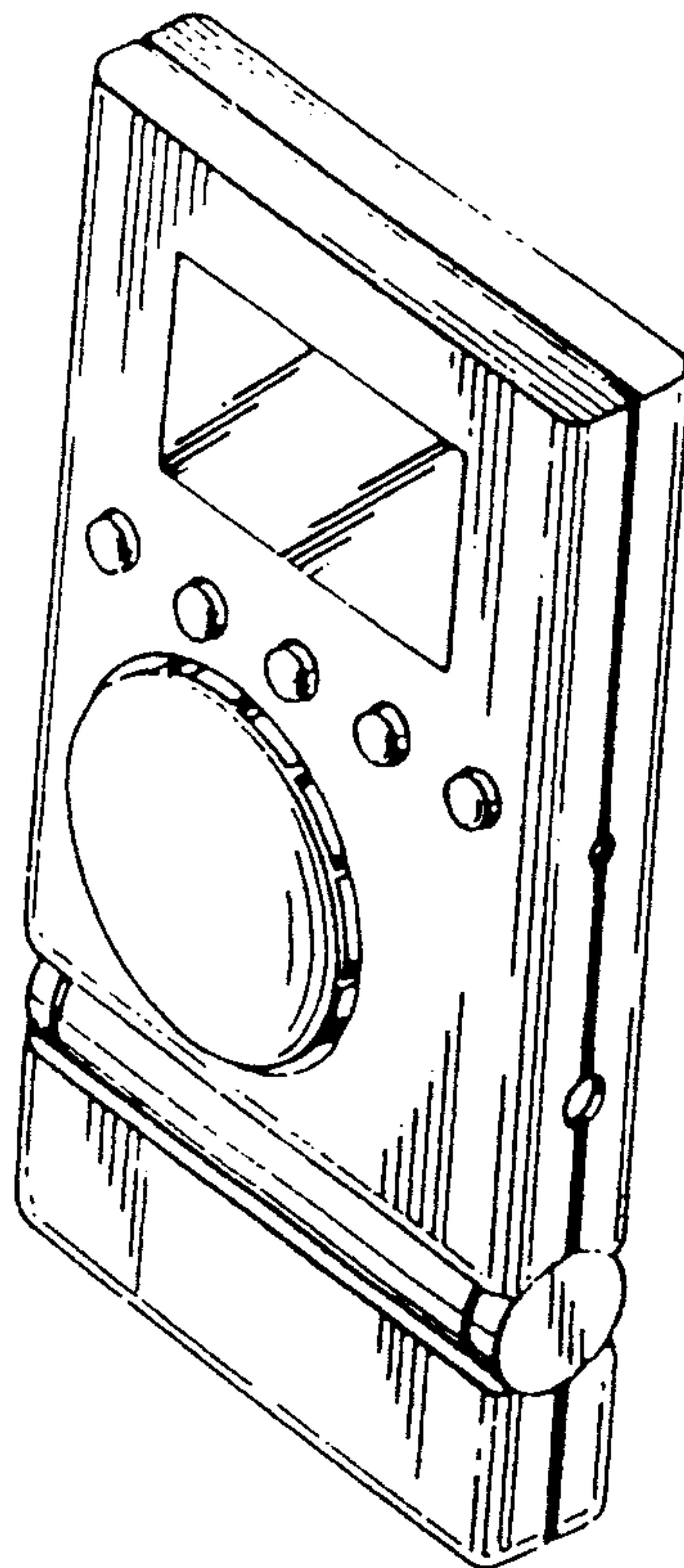


FIG. 1

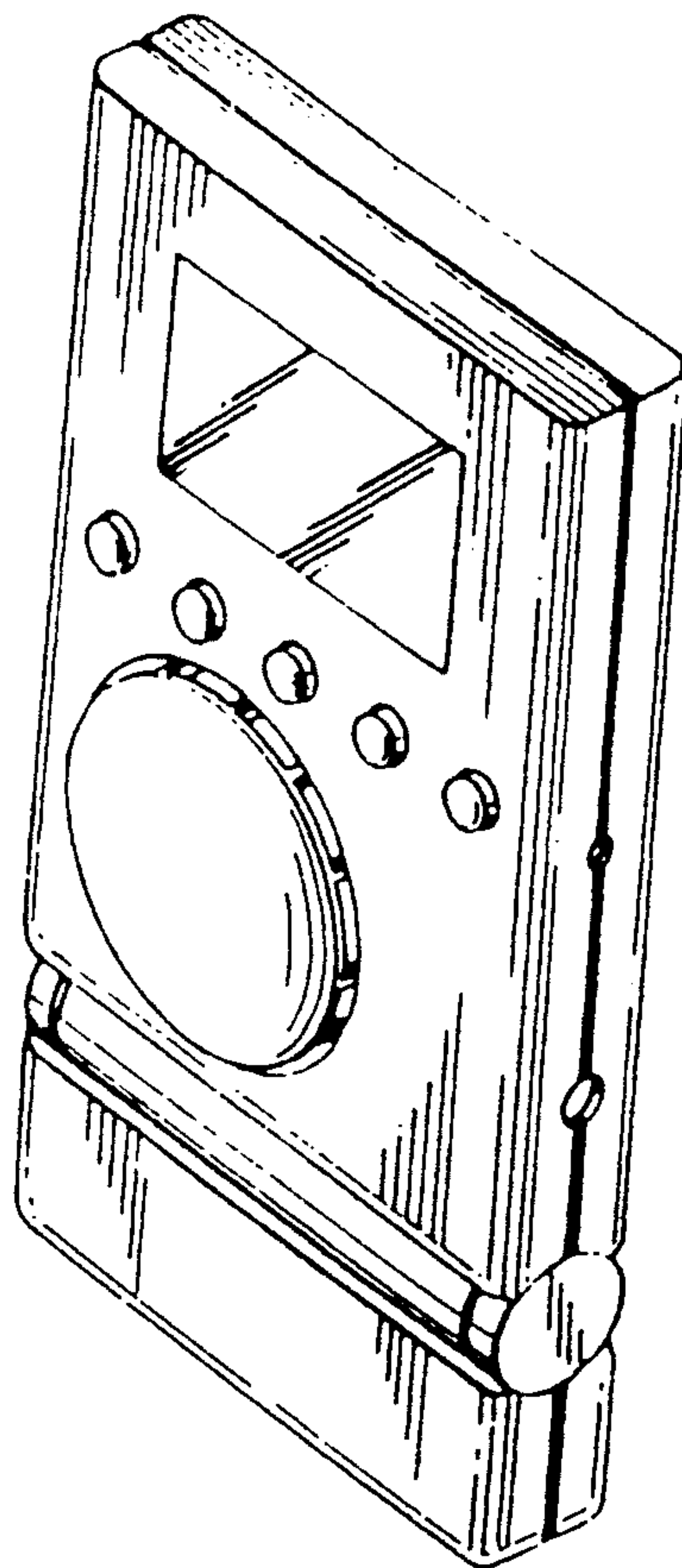


FIG. 2

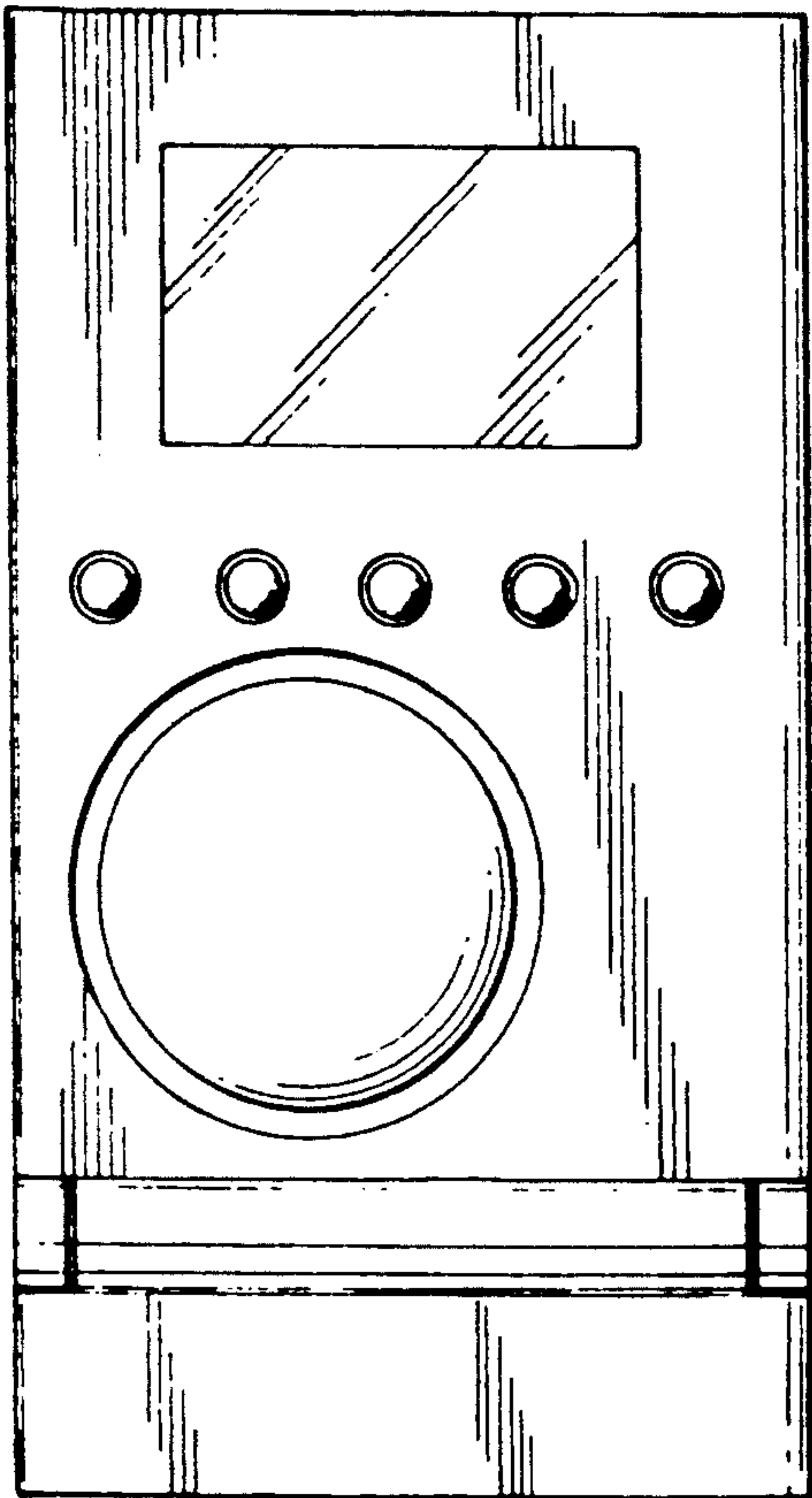


FIG. 3

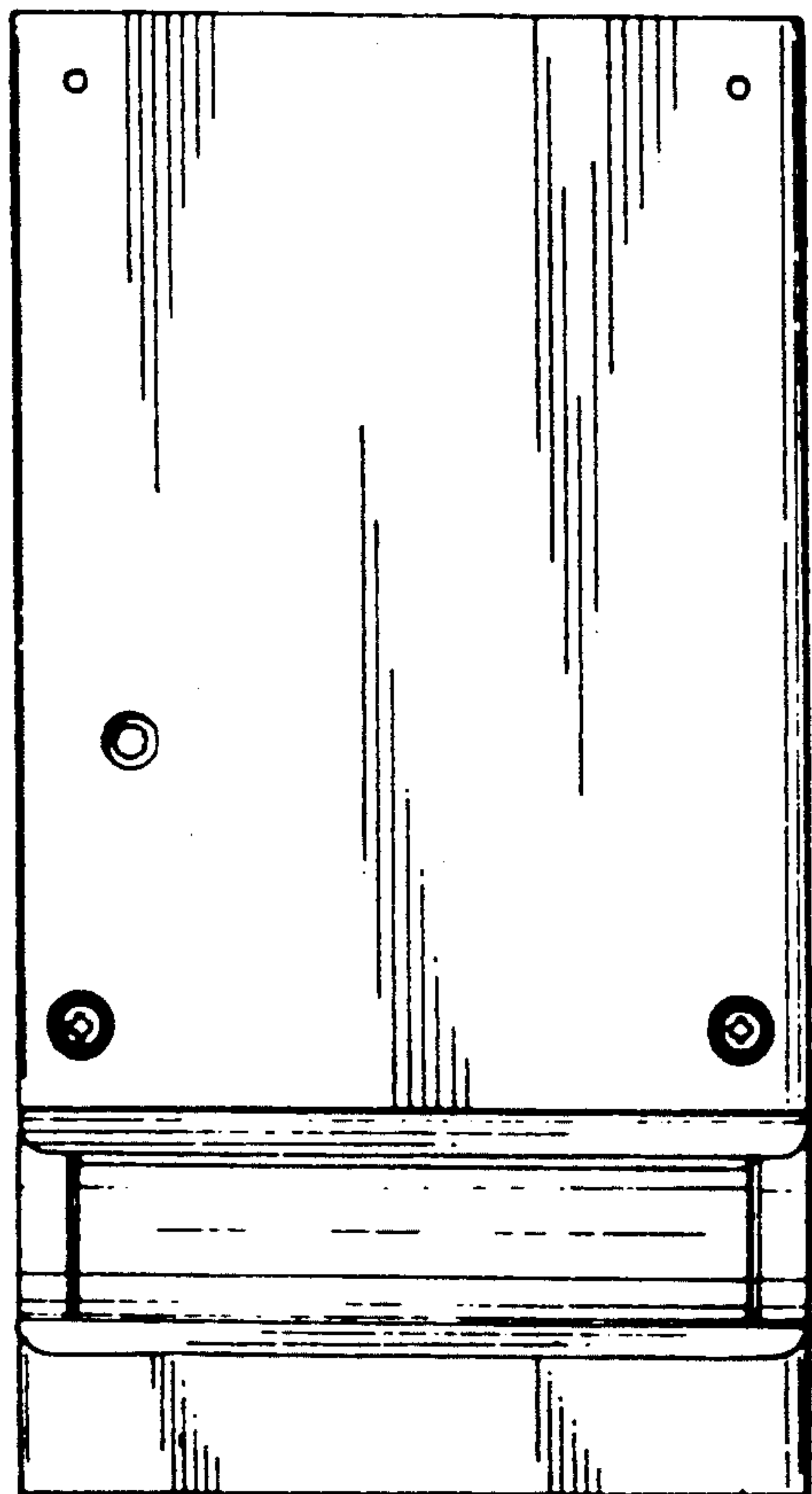


FIG. 4



FIG. 5

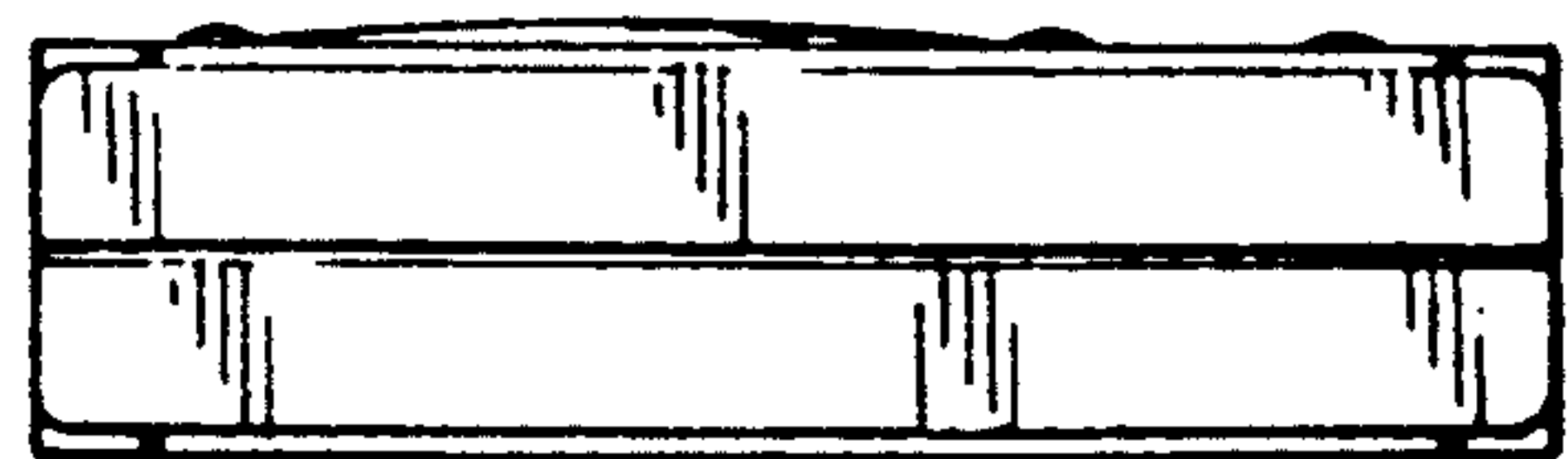


FIG. 6



FIG. 7




FIG. 8

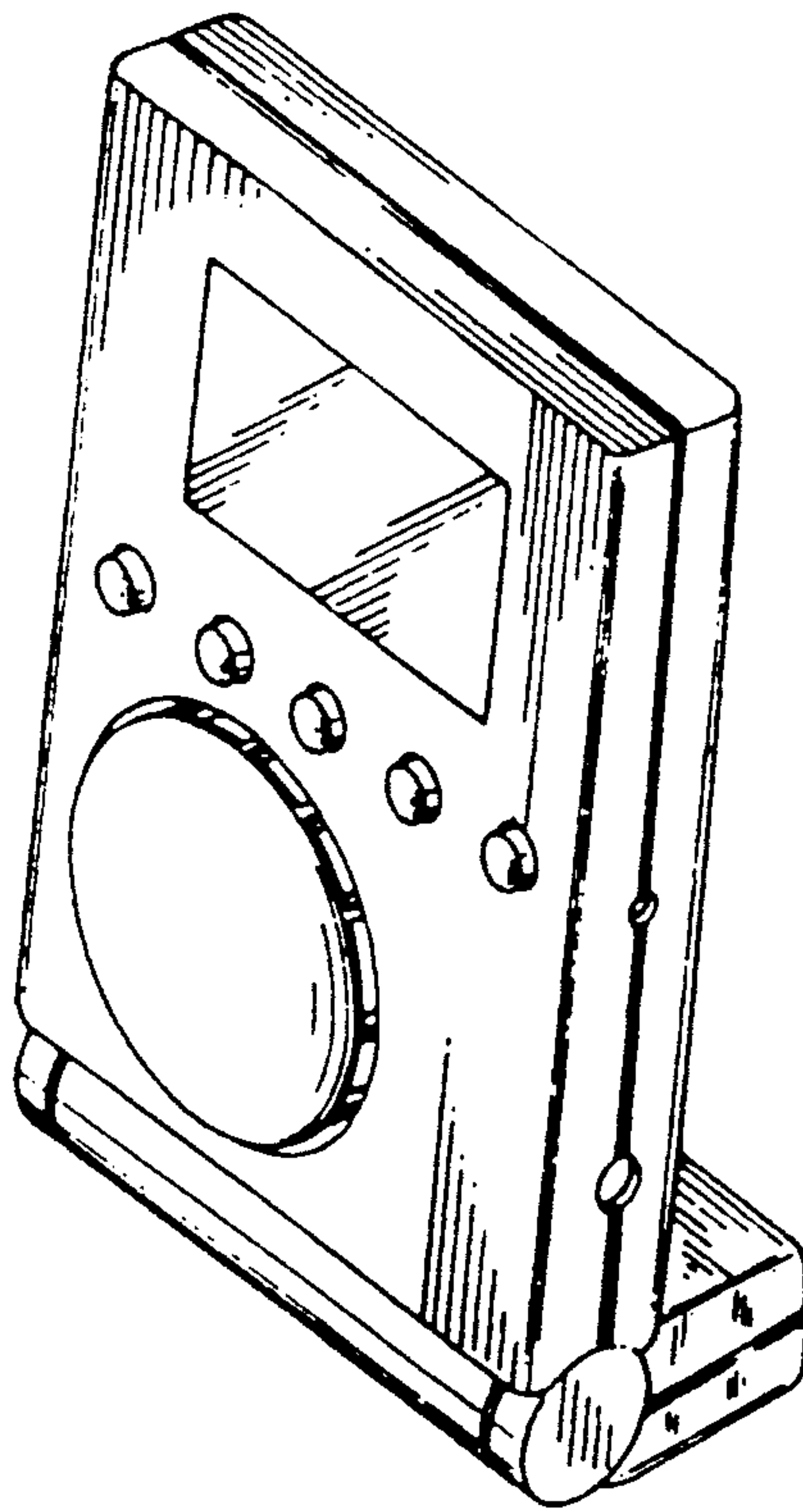
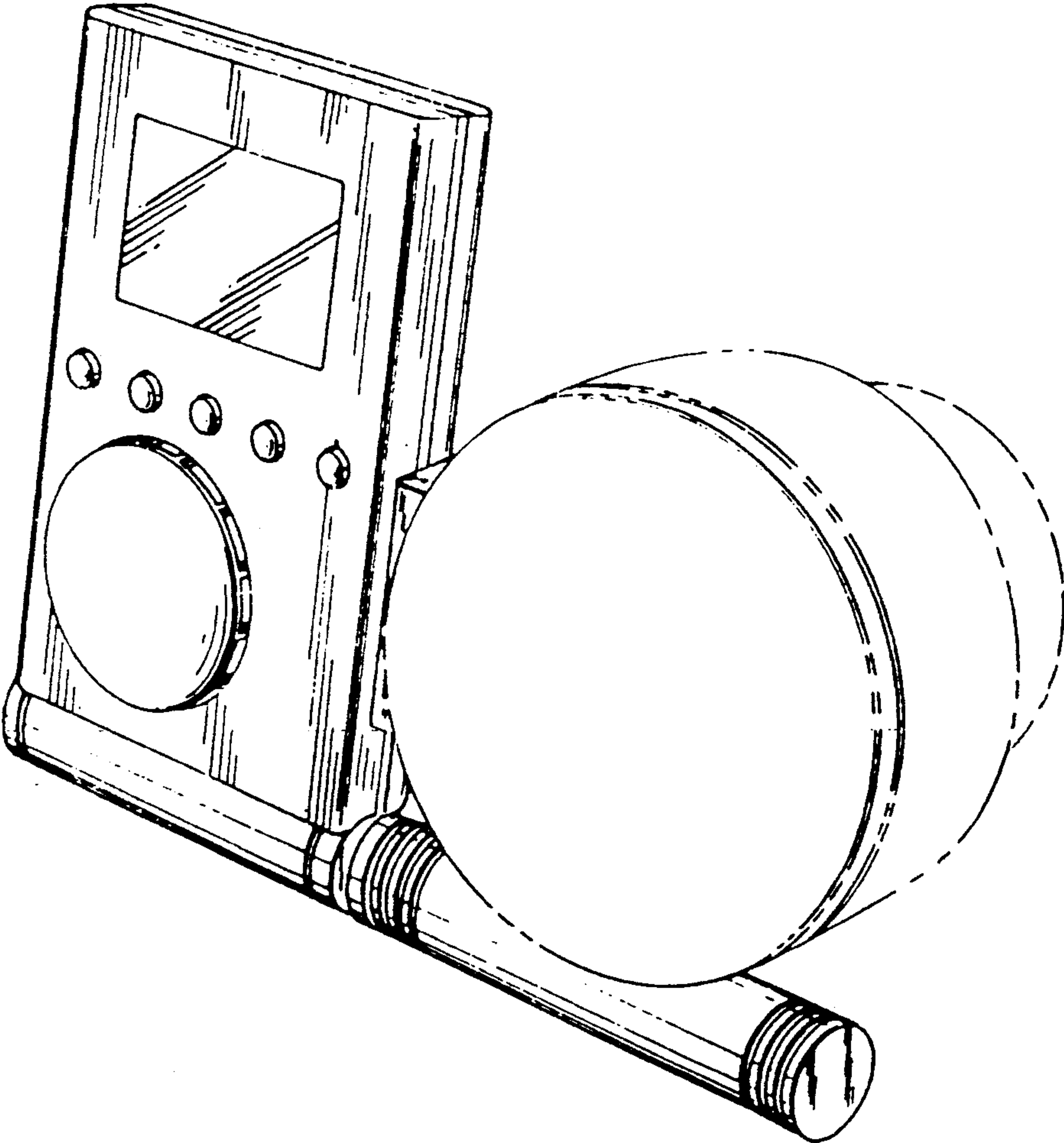




FIG. 9



UNITED STATES PATENT AND TRADEMARK OFFICE  
**CERTIFICATE OF CORRECTION**

PATENT NO. : Des. 331,018  
DATED : November 17, 1992  
INVENTOR(S) : Kenji Watanabe, et. al.

It is certified that error appears in the above-identified patent and that said Letters Patent is hereby corrected as shown below:

On the Title page, item [73], Assignee: should be "King Jim Co., Ltd".

Signed and Sealed this  
Second Day of August, 1994



**BRUCE LEHMAN**

*Attest:*

*Attesting Officer*

*Commissioner of Patents and Trademarks*