



US00D331017S

# United States Patent [19]

[11] Patent Number: **Des. 331,017**

Chan

[45] Date of Patent: **\*\* Nov. 17, 1992**

[54] **COMBINED BOTTLE AND CAP**

D. 110,354 7/1938 Fuerst ..... D9/560

[75] Inventor: **Joseph Kwok-Yuen Chan, Hong Kong, Hong Kong**

D. 131,294 2/1942 Blunt ..... D9/560 X

D. 178,259 10/1956 North ..... D9/570 X

[73] Assignee: **Hop Hing Oil Fty. Ltd., Kowloon, Hong Kong**

*Primary Examiner*—Melvin B. Feifer

*Assistant Examiner*—Lucy Lieberman

*Attorney, Agent, or Firm*—Christie, Parker & Hale

[\*\*] Term: **14 Years**

[57] **CLAIM**

[21] Appl. No.: **617,063**

The ornamental design for a combined bottle and cap, as shown and described.

[22] Filed: **Nov. 21, 1990**

[30] **Foreign Application Priority Data**

### DESCRIPTION

May 24, 1990 [GB] United Kingdom ..... 2007094

FIG. 1 is a perspective view of a combined bottle and cap showing my new design;

[52] U.S. Cl. .... **D9/560; D9/564**

FIG. 2 is a front elevation thereof, the rear and side elevations are identical;

[58] Field of Search ..... **D9/560, 551, 564, 541,**

**D9/569, 520, 546; 215/1 R, 1 C**

FIG. 3 is a top plan view thereof;

FIG. 4 is a bottom plan view thereof;

[56] **References Cited**

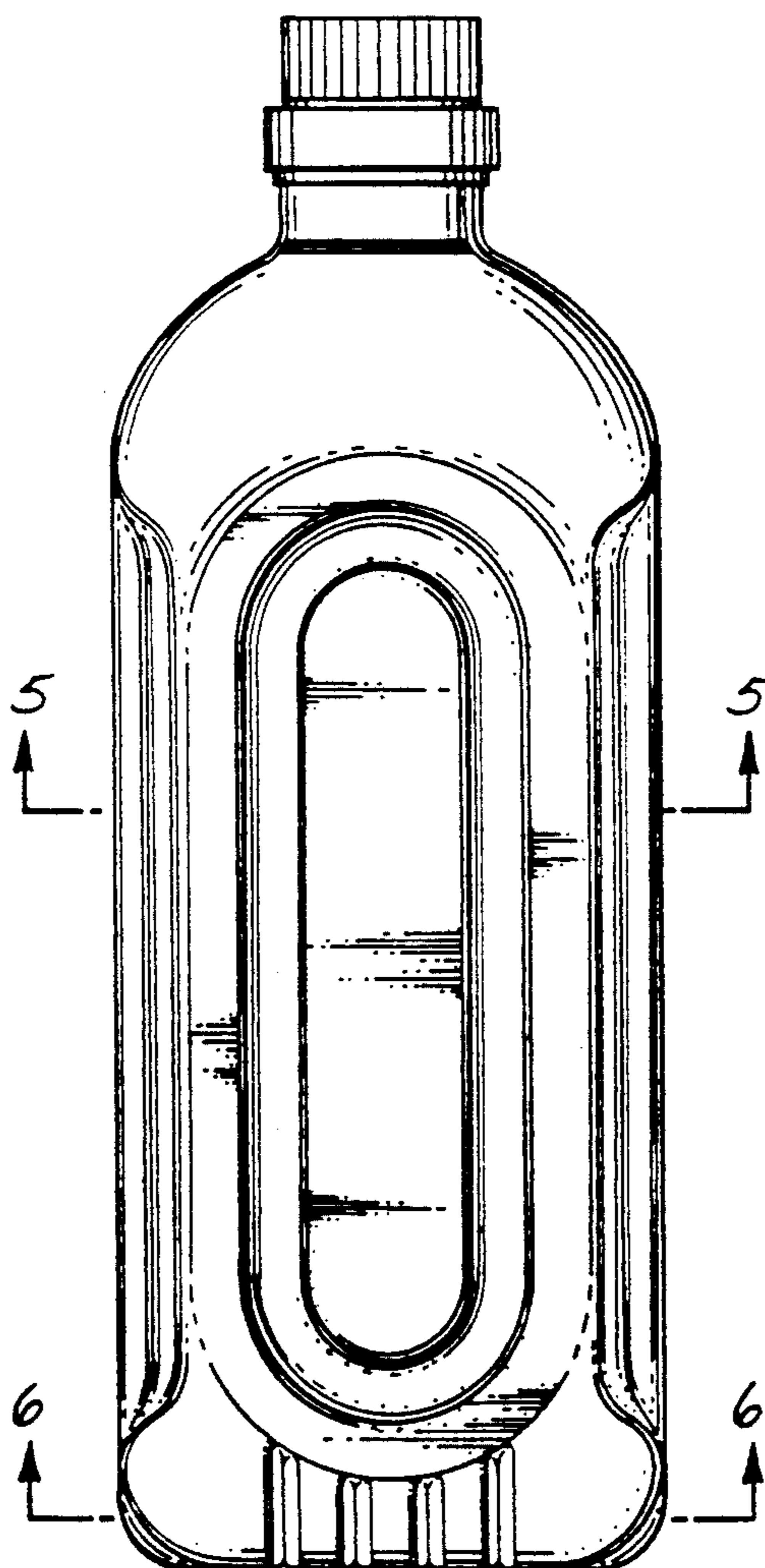
FIG. 5 is a cross sectional view thereof taken on line 5—5 in FIG. 2; and,

### U.S. PATENT DOCUMENTS


D. 3,243 11/1868 French ..... D9/560 X

D. 103,341 2/1937 Rettich ..... D9/560 X

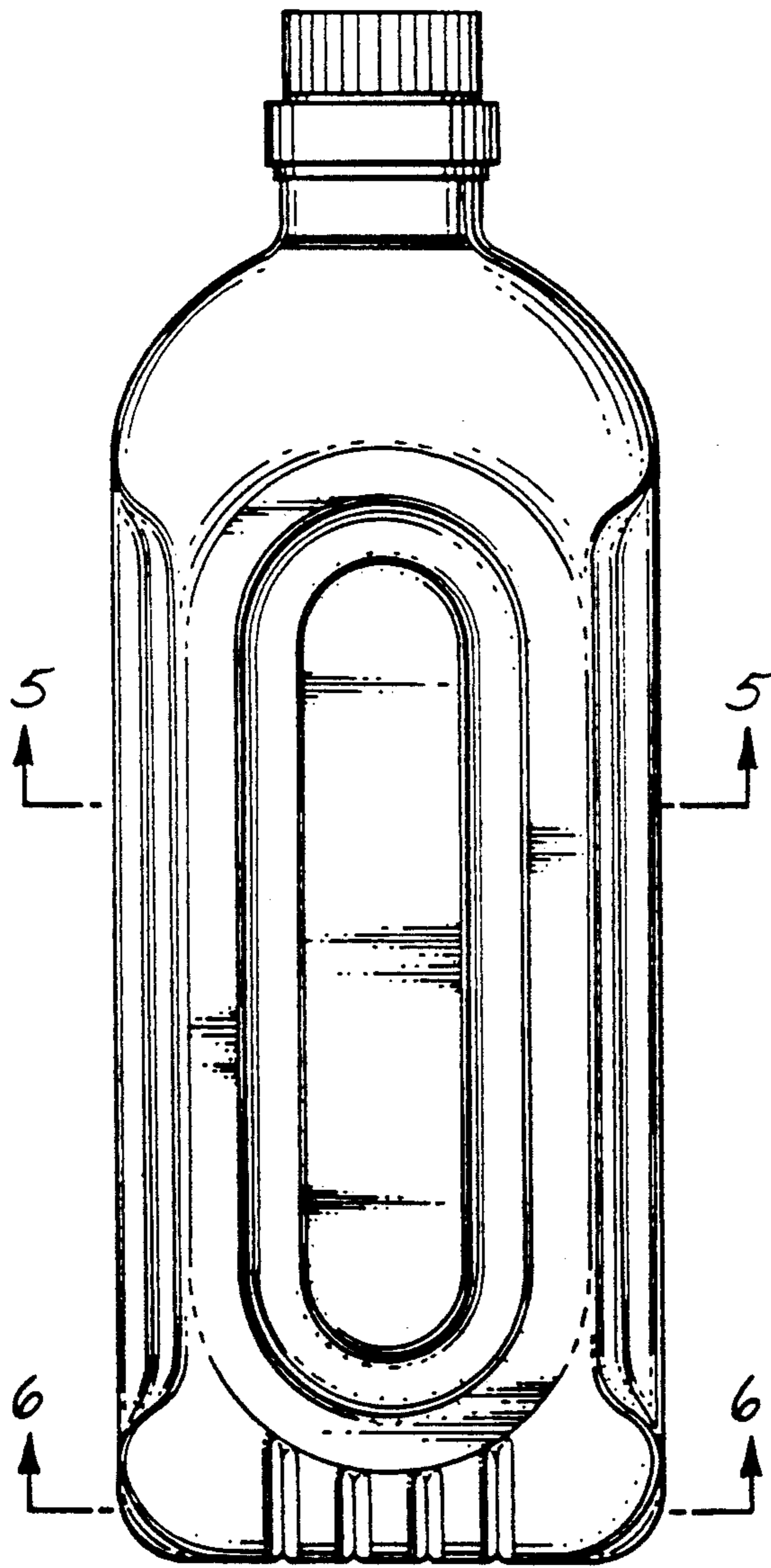
FIG. 6 is a cross sectional view taken on line 6—6 in FIG. 2.



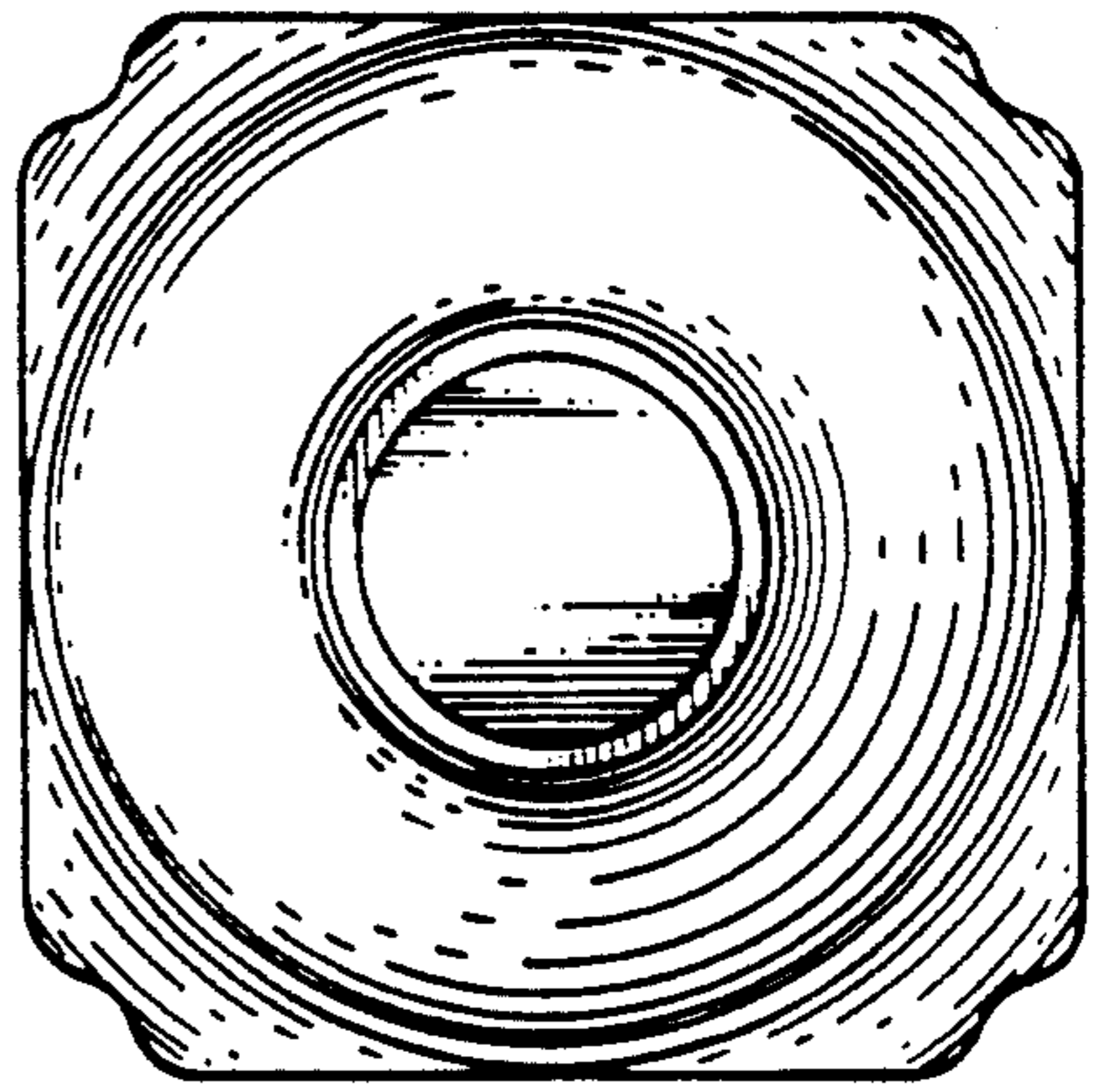
*Fig. 1*




*Fig. 2*



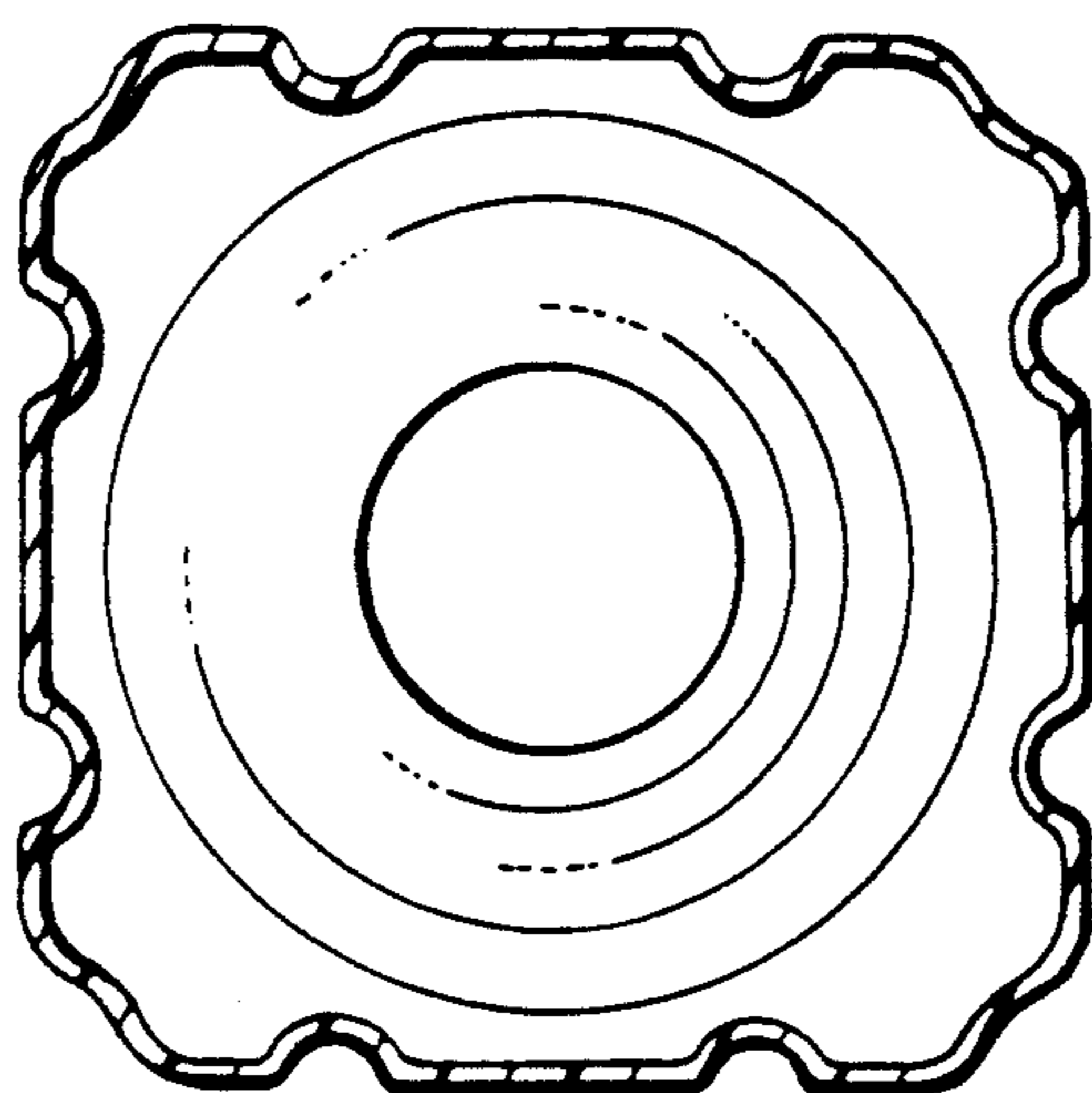
*Fig. 3*



*Fig. 4*



*Fig. 5*



*Fig. 6*

