



US00D331009S

United States Patent [19]

[11] Patent Number: **Des. 331,009**

Dahl

[45] Date of Patent: **** Nov. 17, 1992**

[54] **PACKAGE**

[75] Inventor: **Gregory P. Dahl**, Springfield, Mass.

[73] Assignee: **Smiths Industries Medical Systems Inc.**, Keene, N.H.

[**] Term: **14 Years**

[21] Appl. No.: **582,600**

[22] Filed: **Sep. 14, 1990**

[52] U.S. Cl. **D9/341**

[58] Field of Search **D9/341-348,**
D9/337, 302, 305, 425, 424; 206/528, 529,
534.1, 538, 820, 484; 220/23.83, 23.4;
D24/100-104

D. 285,514 9/1986 Ritman D9/425 X
 3,164,282 1/1965 Pahl D9/345 X
 4,436,205 3/1984 Horli 206/820 X
 4,951,822 8/1990 Fontana et al. 206/820 X
 5,009,309 4/1991 Hasen 206/820 X

Primary Examiner—Bernard Ansher
Assistant Examiner—Prabhakar Deshmukh
Attorney, Agent, or Firm—Sewall P. Bronstein; George W. Neuner

[57] CLAIM


The ornamental design for a package, as shown and described.

DESCRIPTION

FIG. 1 is a top plan view of a package showing my new design;
 FIG. 2 is a front elevational view thereof; the rear elevational view being a mirror image thereof;
 FIG. 3 is a bottom plan view thereof; and,
 FIG. 4 is a left side elevational view thereof; the right side elevational view being a mirror image thereof.

[56] **References Cited**
U.S. PATENT DOCUMENTS

D. 196,988 11/1963 Wills, Jr. et al. D9/345
 D. 219,770 1/1971 Britt D9/341 X
 D. 220,315 8/1971 Cicero D9/341
 D. 252,157 6/1979 Kronish et al. D9/341 X






FIG. 1




FIG. 2

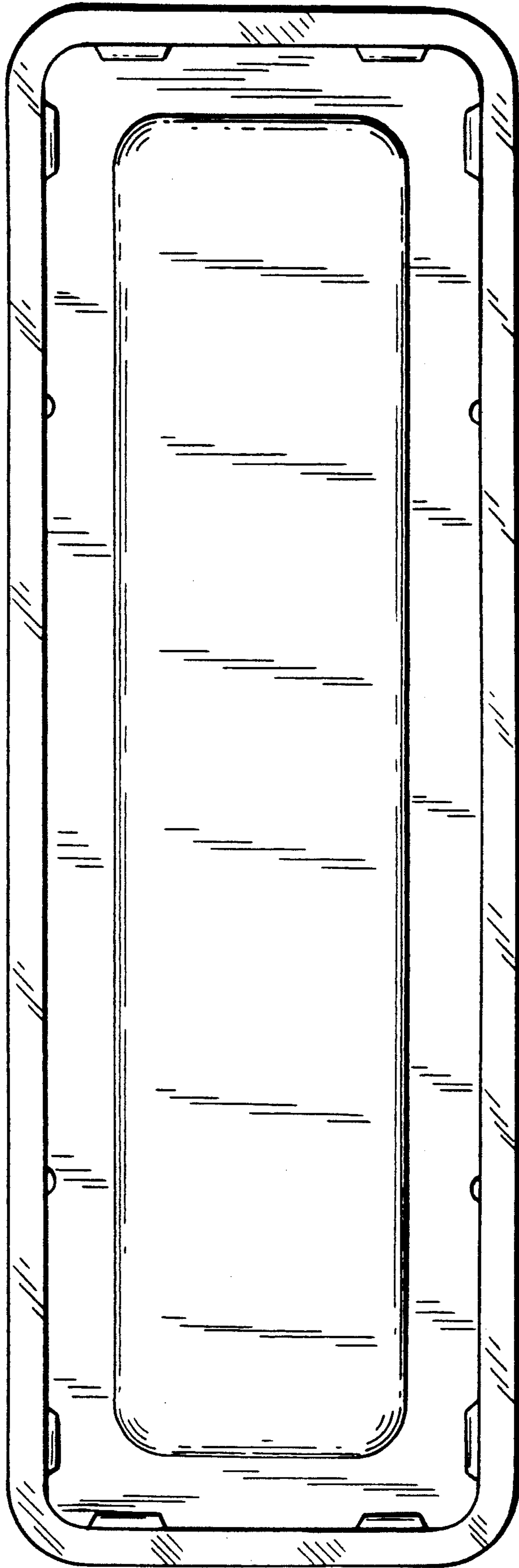


FIG. 3




FIG. 4