



US00D331008S

# United States Patent [19]

[11] Patent Number: **Des. 331,008**

Vigue

[45] Date of Patent: **\*\* Nov. 17, 1992**

[54] BEVERAGE TRAY

[75] Inventor: **Henry R. Vigue**, Waterville, Me.

[73] Assignee: **Keyes Fibre**, Waterville, Me.

[\*\*] Term: **14 Years**

[21] Appl. No.: **645,689**

[22] Filed: **Jan. 25, 1991**

[52] U.S. Cl. .... **D7/554; D9/341**

[58] Field of Search ..... **D9/341, 345, 425, 430, D9/432, 428, 456; D7/550-554; 229/2.5 R, 1.5 H, 904**

D. 305,713	1/1990	Seifried	.....	D7/554
4,218,008	8/1980	Veilleux	.....	229/904 X
4,381,847	5/1983	Bessett et al.	.....	229/2.5 R
4,718,555	1/1988	Amberg	.....	229/2.5 R

*Primary Examiner*—Bernard Ansher  
*Assistant Examiner*—Prabhakar Deshmukh  
*Attorney, Agent, or Firm*—Connolly & Hutz

[57] **CLAIM**

The ornamental design for a beverage tray, as shown and described.

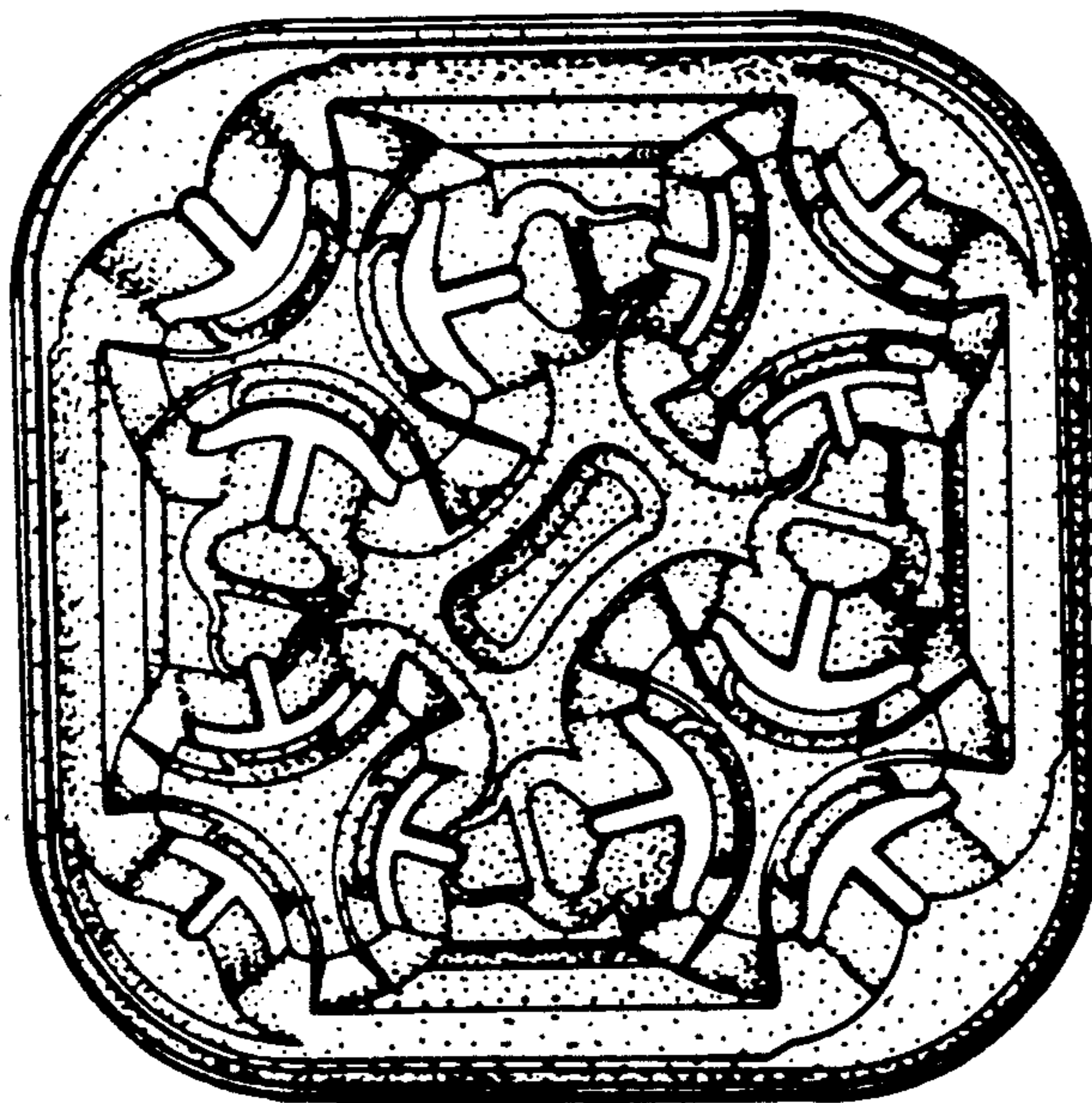
**DESCRIPTION**

FIG. 1 is a top plan view of a beverage tray showing my new design;  
FIG. 2 is a front elevational view thereof with the rear elevational view being a mirror image;  
FIG. 3 is a right side elevational view thereof with the left elevational view being a mirror image; and,  
FIG. 4 is a cross-sectional view taken along the line 4-4 of FIG. 1.

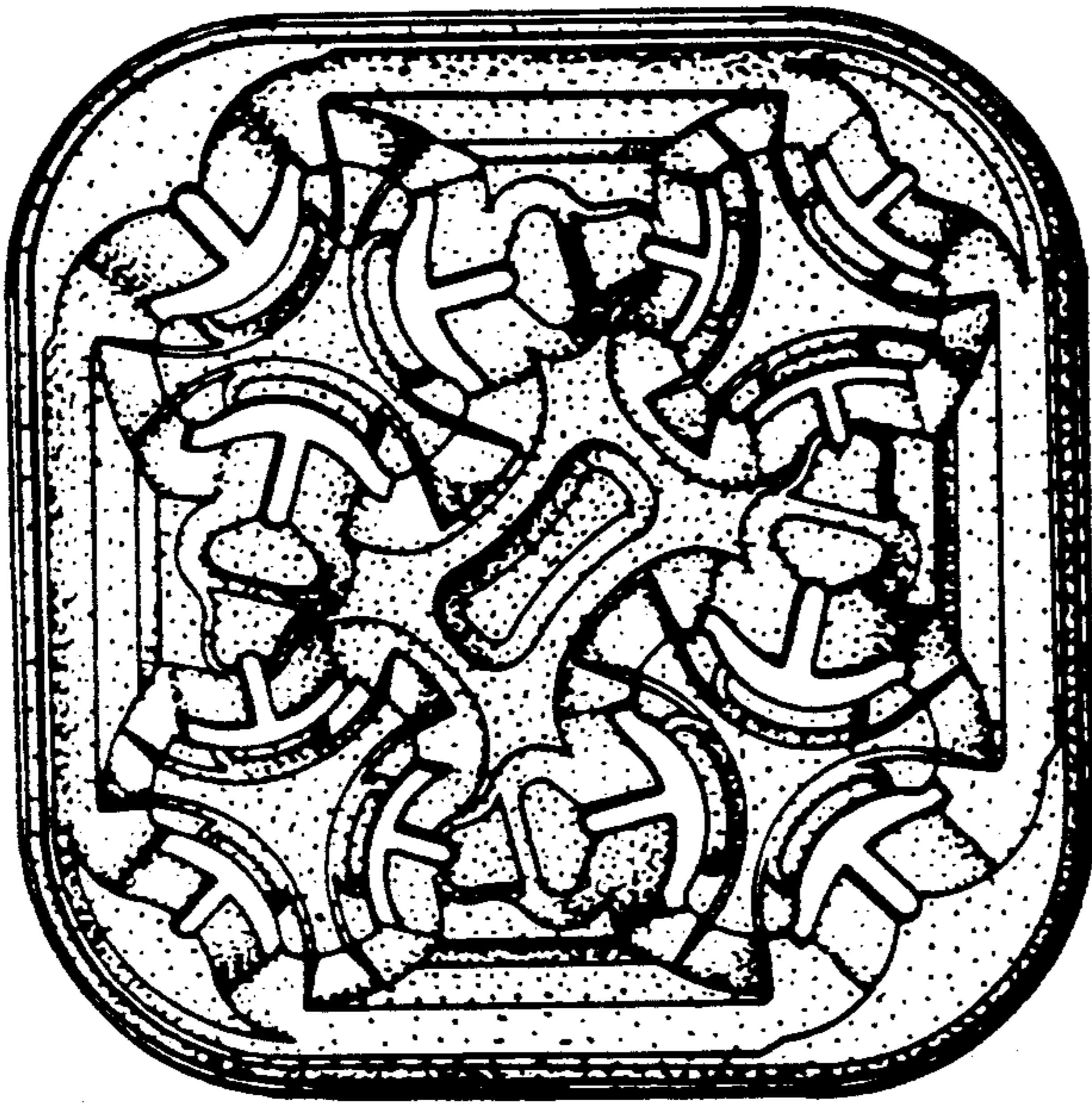
[56] **References Cited**

**U.S. PATENT DOCUMENTS**

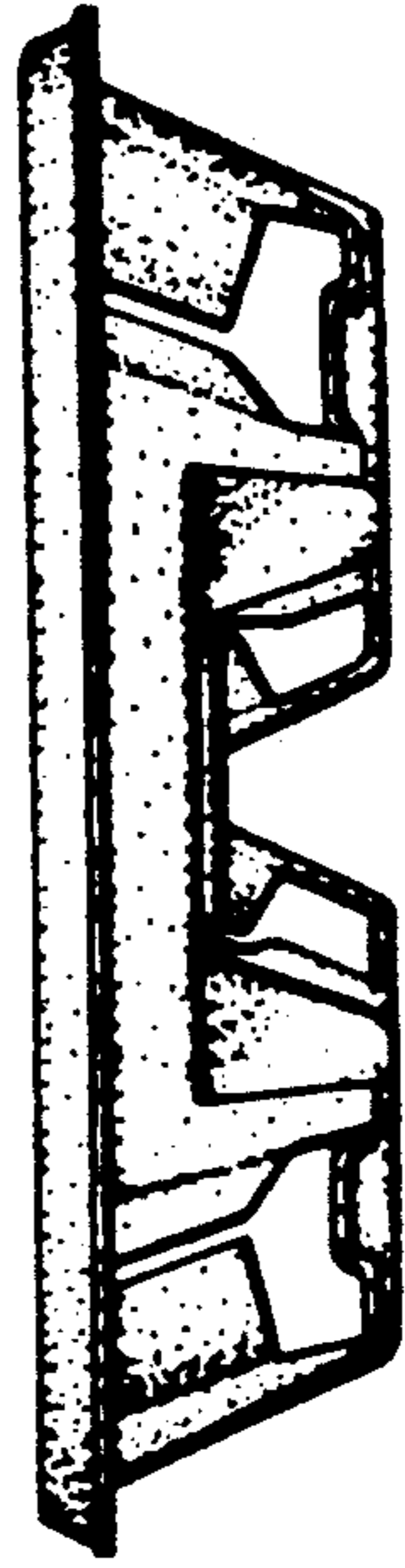
D. 236,575	9/1975	Vigue	.....	D7/554
D. 249,620	9/1978	Vigue	.....	D7/554
D. 250,243	11/1978	Vigue	.....	D7/554
D. 253,561	12/1979	Vigue	.....	D9/341
D. 274,110	6/1984	Vigue	.....	D9/341 X




*Fig. 1.*



*Fig. 2.*



*Fig. 3.*



*Fig. 4.*

