



US00D330994S

United States Patent [19]

[11] Patent Number: Des. 330,994

Rossari

[45] Date of Patent: ** Nov. 17, 1992

[54] PLATE

[75] Inventor: Ambrogio Rossari, Milan, Italy

[73] Assignee: Fratelli Guzzini S.p.A., Recanata, Italy

[**] Term: 14 Years

[21] Appl. No.: 471,534

[22] Filed: Jan. 29, 1990

[30] Foreign Application Priority Data

Aug. 23, 1989 [IT] Italy 21622/89[U]

[52] U.S. Cl. D7/586; D7/588

[58] Field of Search D7/543, 545, 546, 548, D7/550, 554, 560, 566, 586, 588, 601, 375; 206/505, 507; D6/300; D11/210, 212; D19/65; 108/26; 220/574

[56] References Cited

U.S. PATENT DOCUMENTS

- D. 32,025 12/1899 Strungnell D7/566
- 95,742 10/1869 Stevens 220/574 X
- D. 97,442 11/1935 Slobodkin 220/574 X

- D. 163,017 4/1951 Blancheri D7/588 X
- D. 244,245 5/1977 Jensen D7/586
- D. 289,269 4/1987 Fleckenstein D7/538 X
- D. 301,042 5/1989 Capamaggio D19/65 X
- 1,873,120 8/1932 Hall 220/574 X
- 2,110,542 3/1938 Allen 220/574 X
- 3,187,687 6/1965 Malmer D7/546 X

Primary Examiner—Donald P. Walsh
Assistant Examiner—M. N. Pandozzi
Attorney, Agent, or Firm—Hedman, Gibson & Costigan

[57] CLAIM

The ornamental design for a plate, as shown and described.

DESCRIPTION

FIG. 1 is a top perspective view of a plate showing my new design;
FIG. 2 is a top plan view thereof;
FIG. 3 is a bottom plan view thereof;
FIG. 4 is a front elevational view, the rear elevational view being a mirror image thereof; and,
FIG. 5 is a left side elevational view, the right side elevational view being a mirror image thereof.

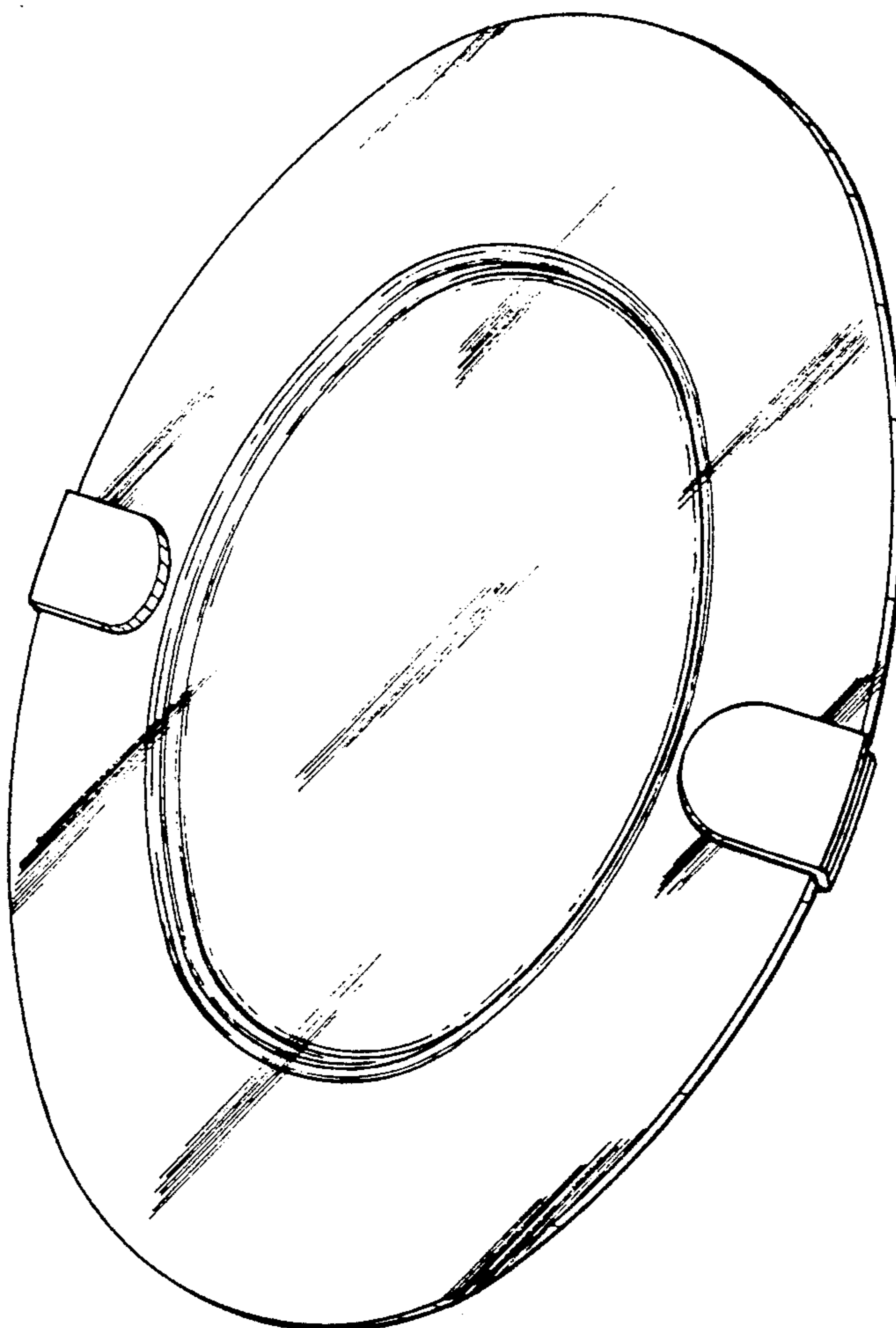


Fig.1

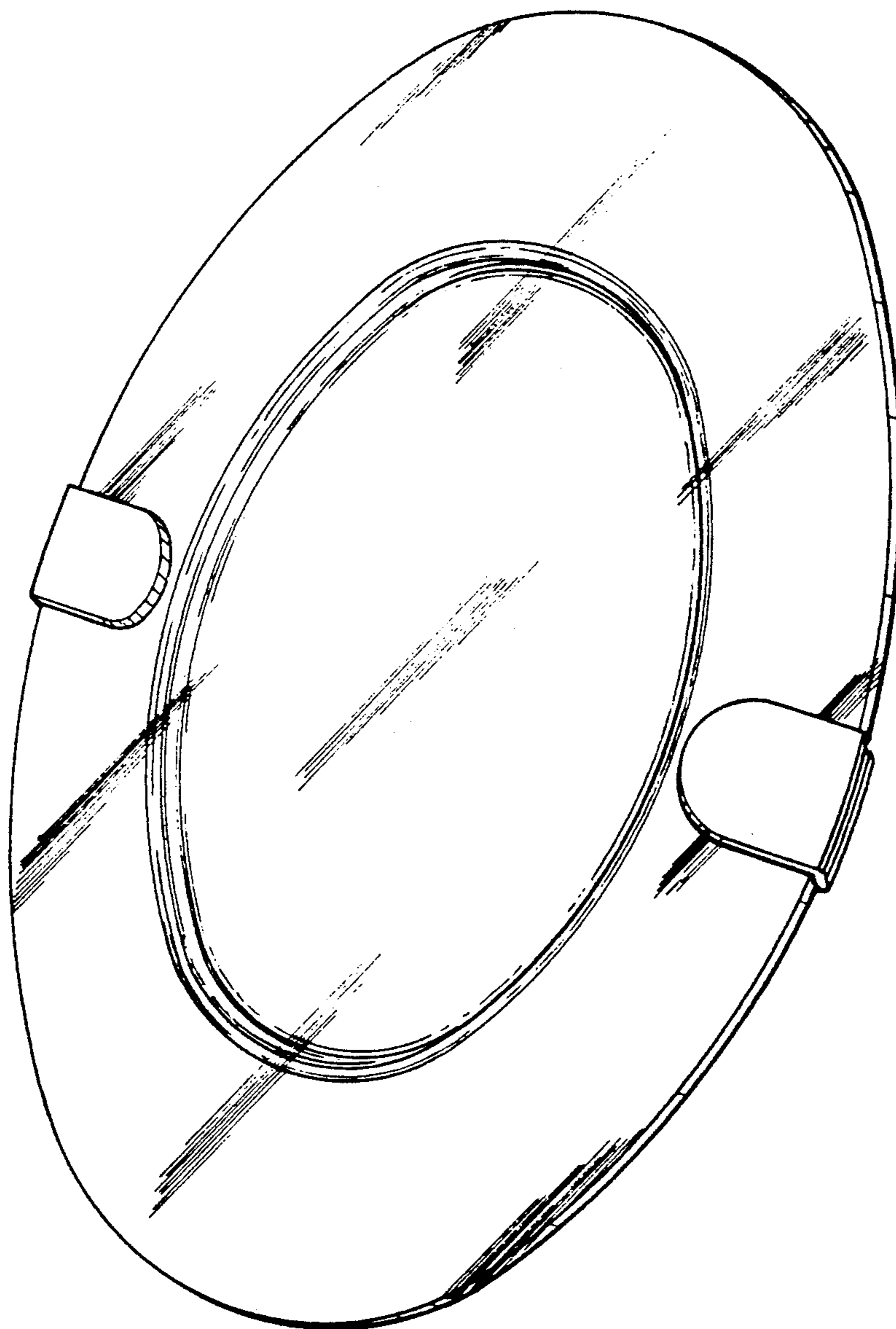


Fig. 2

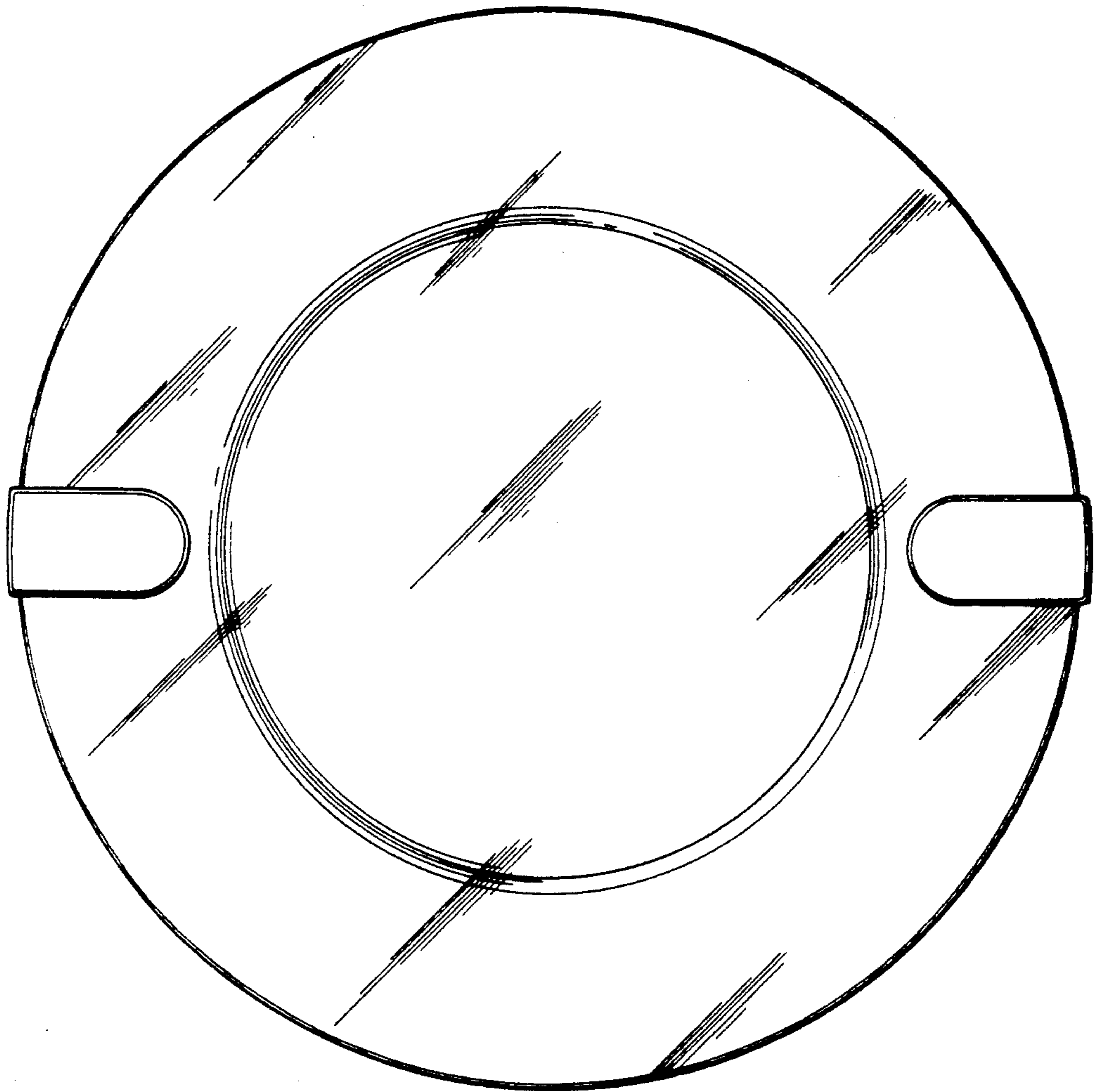


Fig. 4




Fig.3

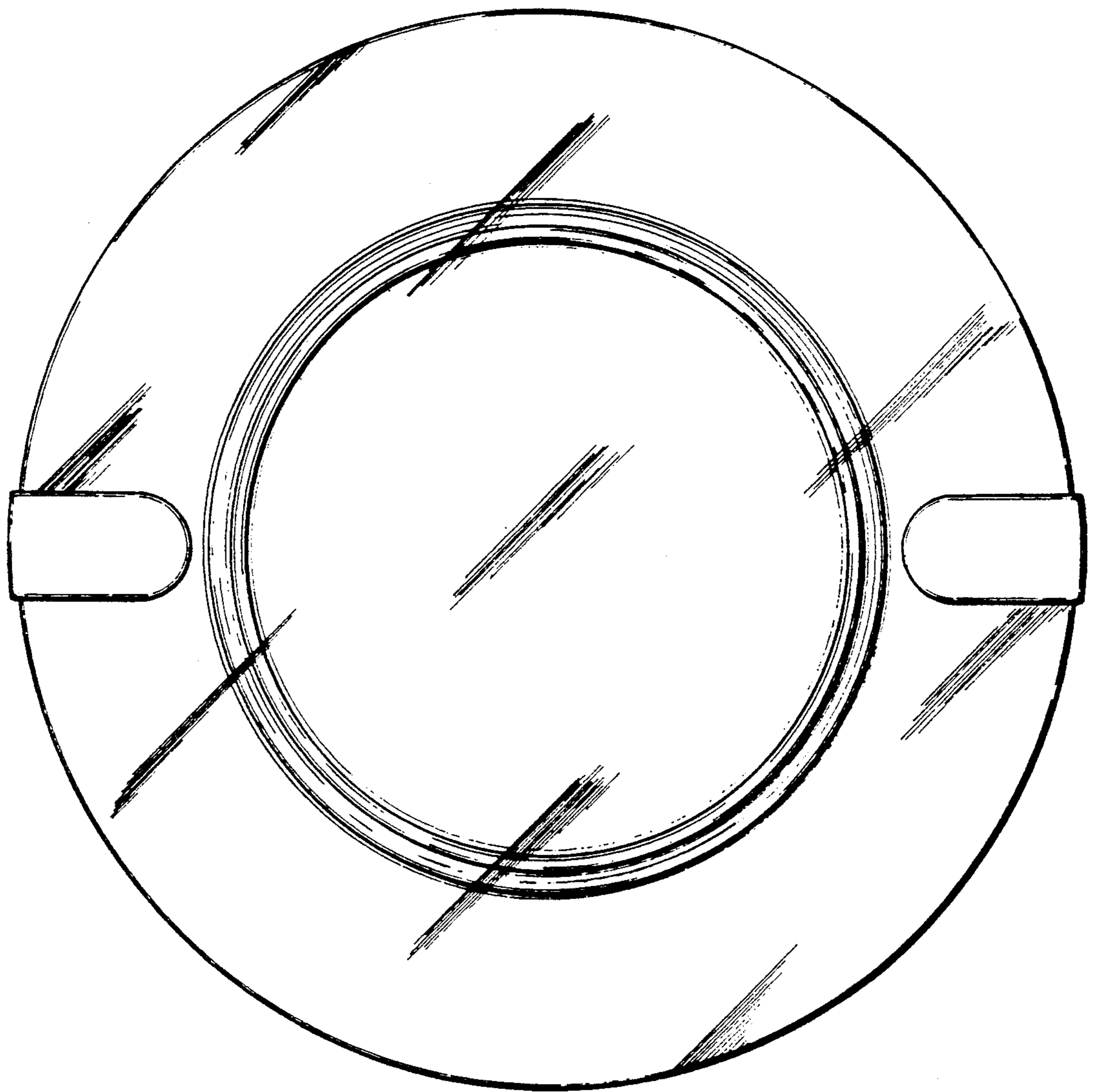


Fig.5

