



US00D330992S

# United States Patent [19]

[11] Patent Number: **Des. 330,992**

Kleek

[45] Date of Patent: **\*\* Nov. 17, 1992**

[54] **BEVERAGE FILTER**

[75] Inventor: **Jonathon V. Kleek**, London, Canada

[73] Assignee: **Lifefilter Inc.**, London, Canada

[\*\*] Term: **14 Years**

[21] Appl. No.: **699,557**

[22] Filed: **May 13, 1991**

[30] **Foreign Application Priority Data**

Jan. 23, 1991 [CA] Canada ..... 23-01-91-3

[52] U.S. Cl. .... **D7/400; D7/399**

[58] Field of Search ..... D7/400, 309, 399, 310,  
D7/402, 305, 306, 307; 99/306, 323, 295;  
210/500.23, 500.1, 477, 482, 481; D23/209;  
D32/53

[56] **References Cited**

**U.S. PATENT DOCUMENTS**

D. 144,093 3/1946 Abell ..... D7/402

D. 250,445	12/1978	Braun	.....	D7/400
419,551	1/1890	Philly	.....	210/482
1,972,264	9/1934	Hirschhorn	.....	99/323 X
2,060,468	11/1936	Mitchell	.....	D32/53 X
3,094,917	6/1963	Rombouts	.....	99/323 X
3,780,871	6/1968	Hester	.....	210/477
3,811,373	5/1974	Telco	.....	D7/400

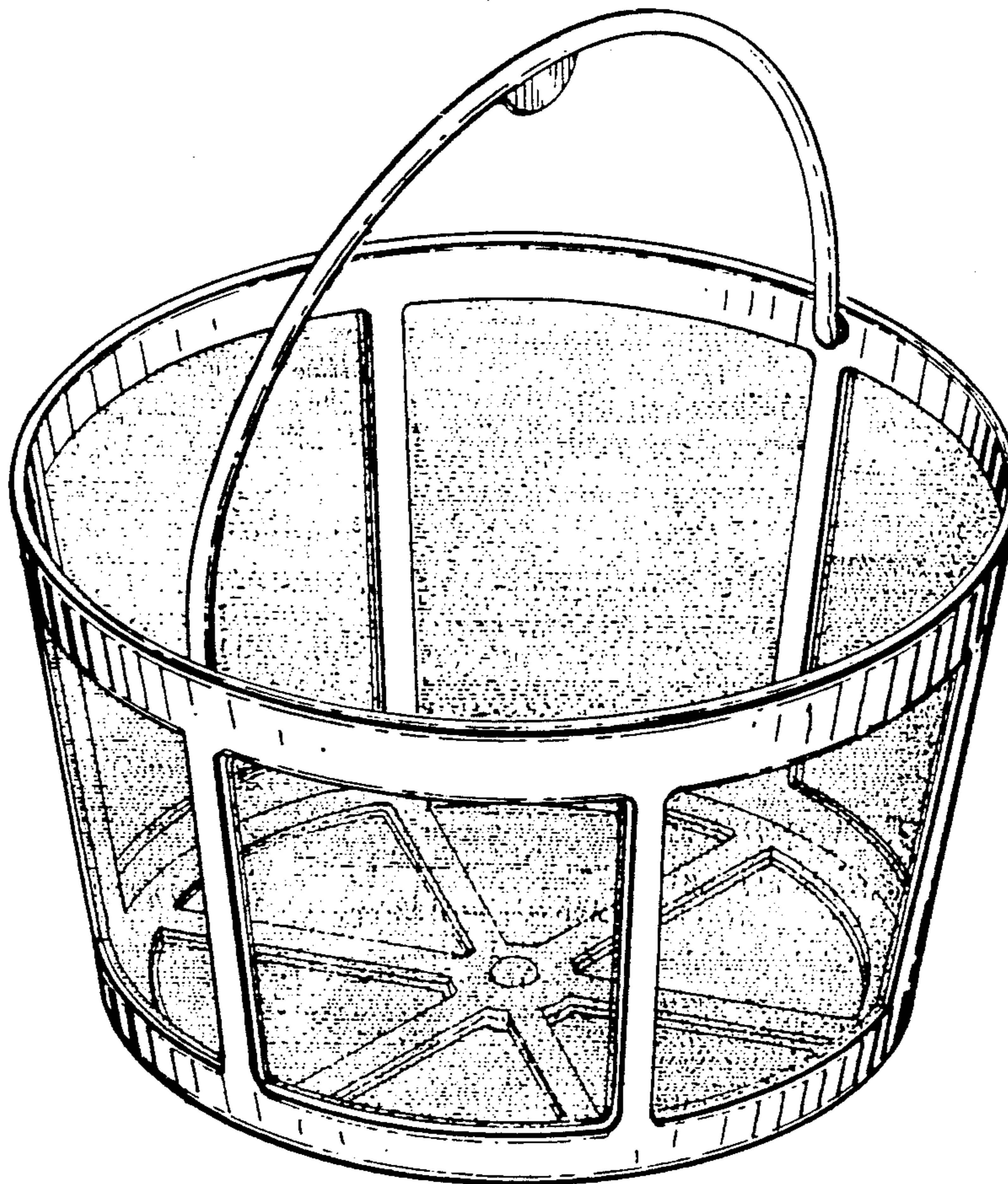
*Primary Examiner*—Nelson C. Holtje  
*Assistant Examiner*—M. N. Pandozzi  
*Attorney, Agent, or Firm*—R. Craig Armstrong

[57] **CLAIM**

The ornamental design for a beverage filter, as shown and described.

**DESCRIPTION**

FIG. 1 is a top, front, and right side perspective view of a beverage filter, showing my new design;  
FIG. 2 is a top plan view thereof;  
FIG. 3 is a right side elevational view, the left side being a mirror image thereof; and,  
FIG. 4 is a bottom plan view thereof.



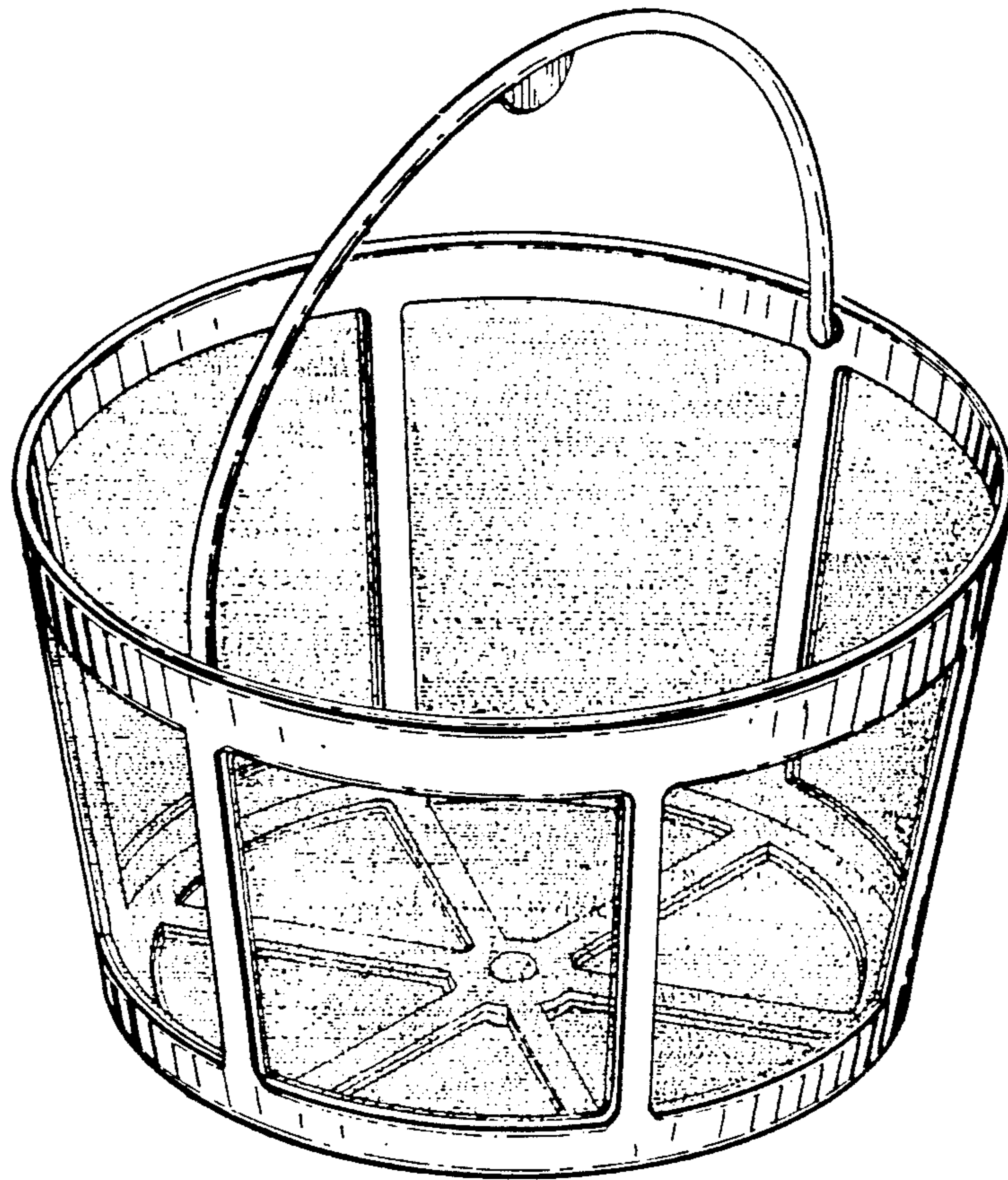


FIG. 1.




FIG. 2.

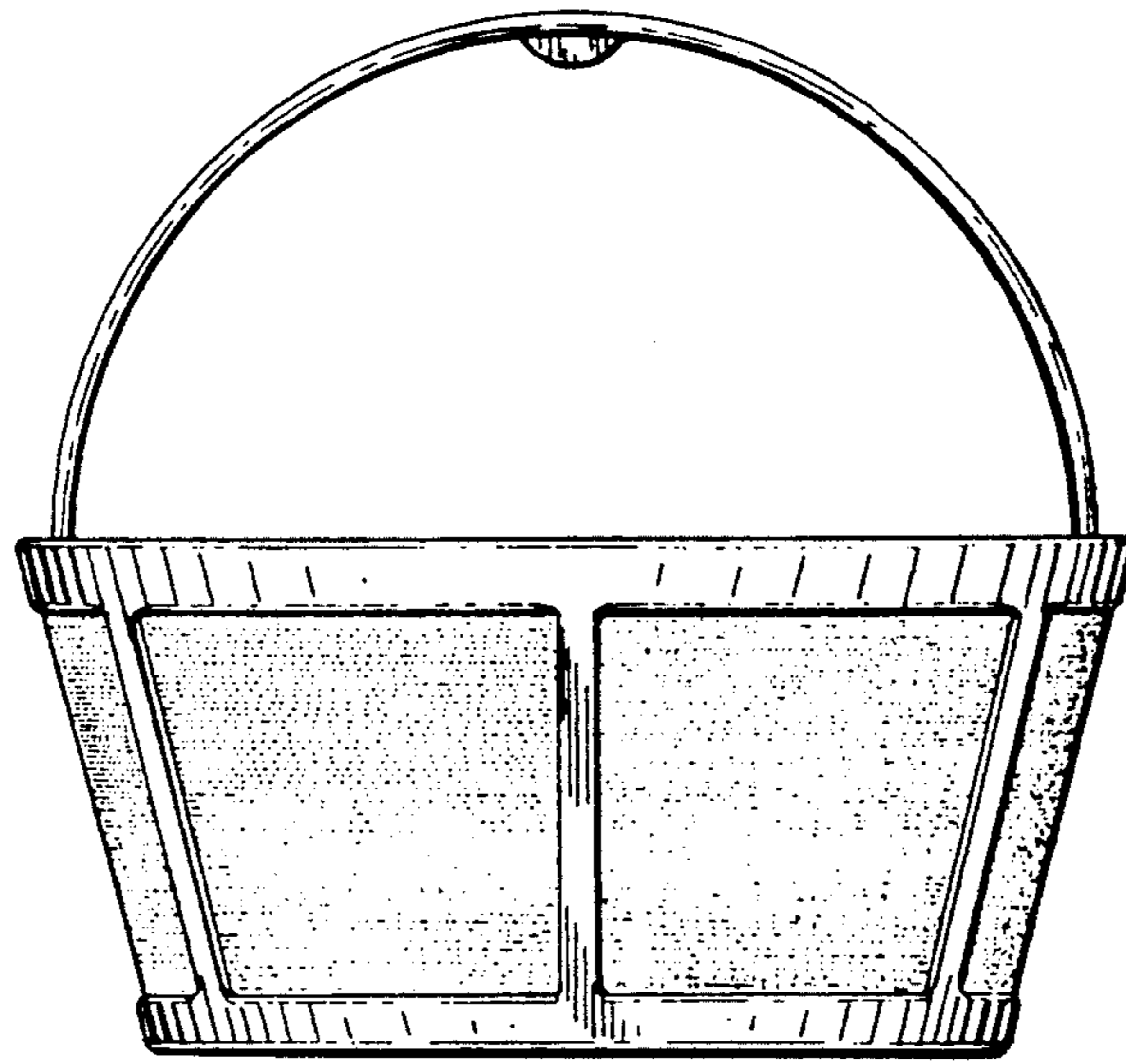


FIG. 3.

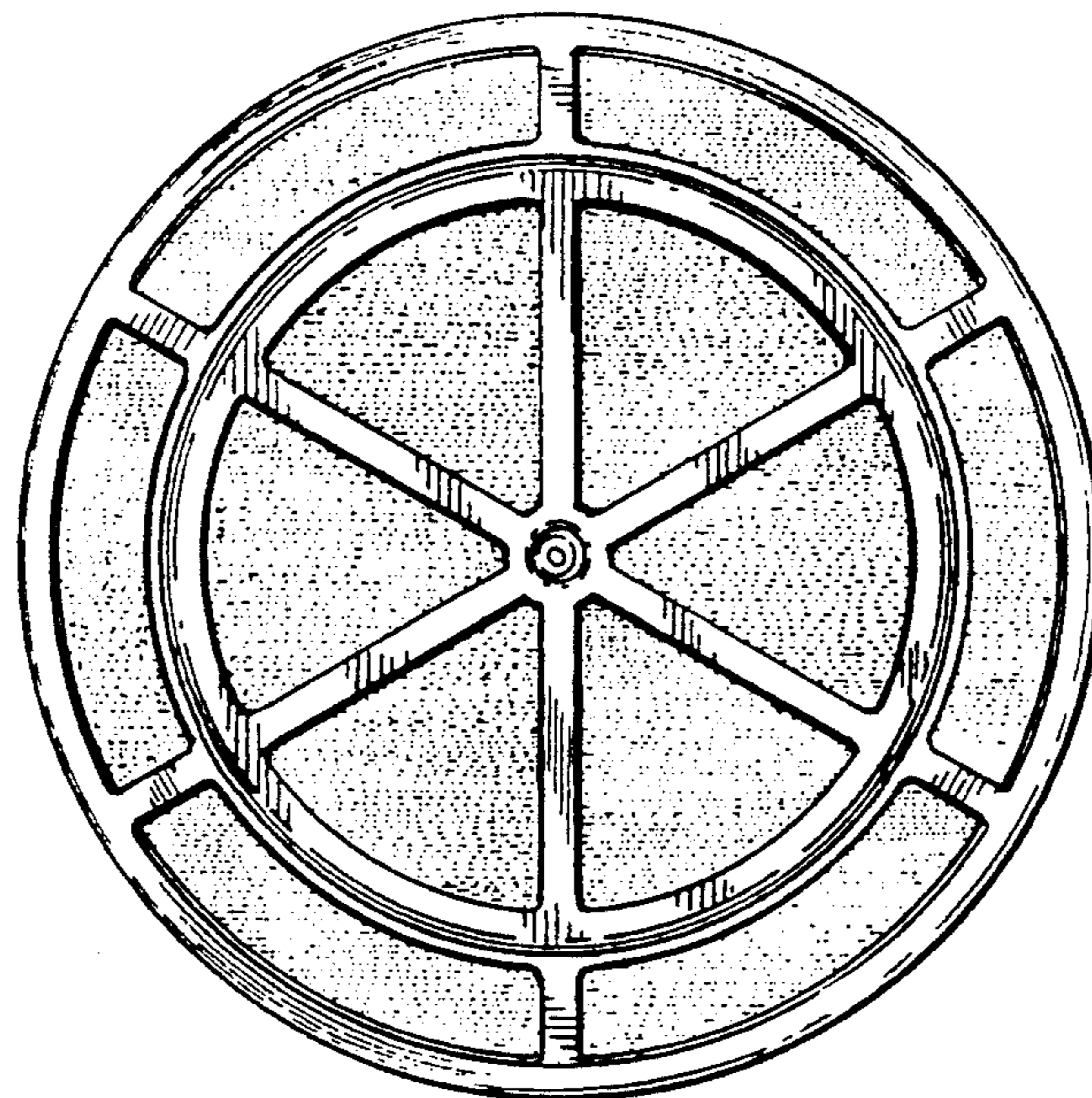


FIG. 4.