



US00D330986S

United States Patent [19]

[11] Patent Number: **Des. 330,986**

Lau

[45] Date of Patent: **** Nov. 17, 1992**

[54] **WALL MOUNTED FOLDING TABLE**

D. 316,169	4/1991	Bryan et al.	D32/66
2,475,106	7/1949	Mohr et al.	D32/66 X
4,155,609	5/1979	Skafta et al.	312/245

[75] Inventor: **Robert Lau**, Melbourne, Australia

[73] Assignee: **Robinhood Industries Pty Limited**, Cheltenham East, Australia

Primary Examiner—Brian N. Vinson
Attorney, Agent, or Firm—Merchant, Gould, Smith, Edell, Welter & Schmidt

[**] Term: **14 Years**

[57] **CLAIM**

[21] Appl. No.: **557,500**

The ornamental design for a wall mounted folding table, as shown and described.

[22] Filed: **Jul. 24, 1990**

DESCRIPTION

[30] **Foreign Application Priority Data**

Jan. 30, 1990 [AU] Australia 272/90

[52] **U.S. Cl.** **D6/555**; D32/66

[58] **Field of Search** D6/553, 555, 559, 567, D6/574; D32/66; 312/231, 242, 245, 313; 108/33, 35, 115

FIG. 1 is a top, front, and right side perspective view of a wall mounted folding table showing my new design, the left side being identical in appearance, and the rear being plain and unornamented;

FIG. 2 is a top, front, and right side perspective view thereof, shown in a partially opened position;

FIG. 3 is a top, front, and right side perspective view thereof, shown in a further partially opened position; and,

FIG. 4 is a top, front, and right side perspective view thereof, shown in a fully opened position.

[56] **References Cited**

U.S. PATENT DOCUMENTS

D. 291,613	8/1987	Forbes	D32/66
D. 295,007	4/1988	Hardy et al.	D6/555

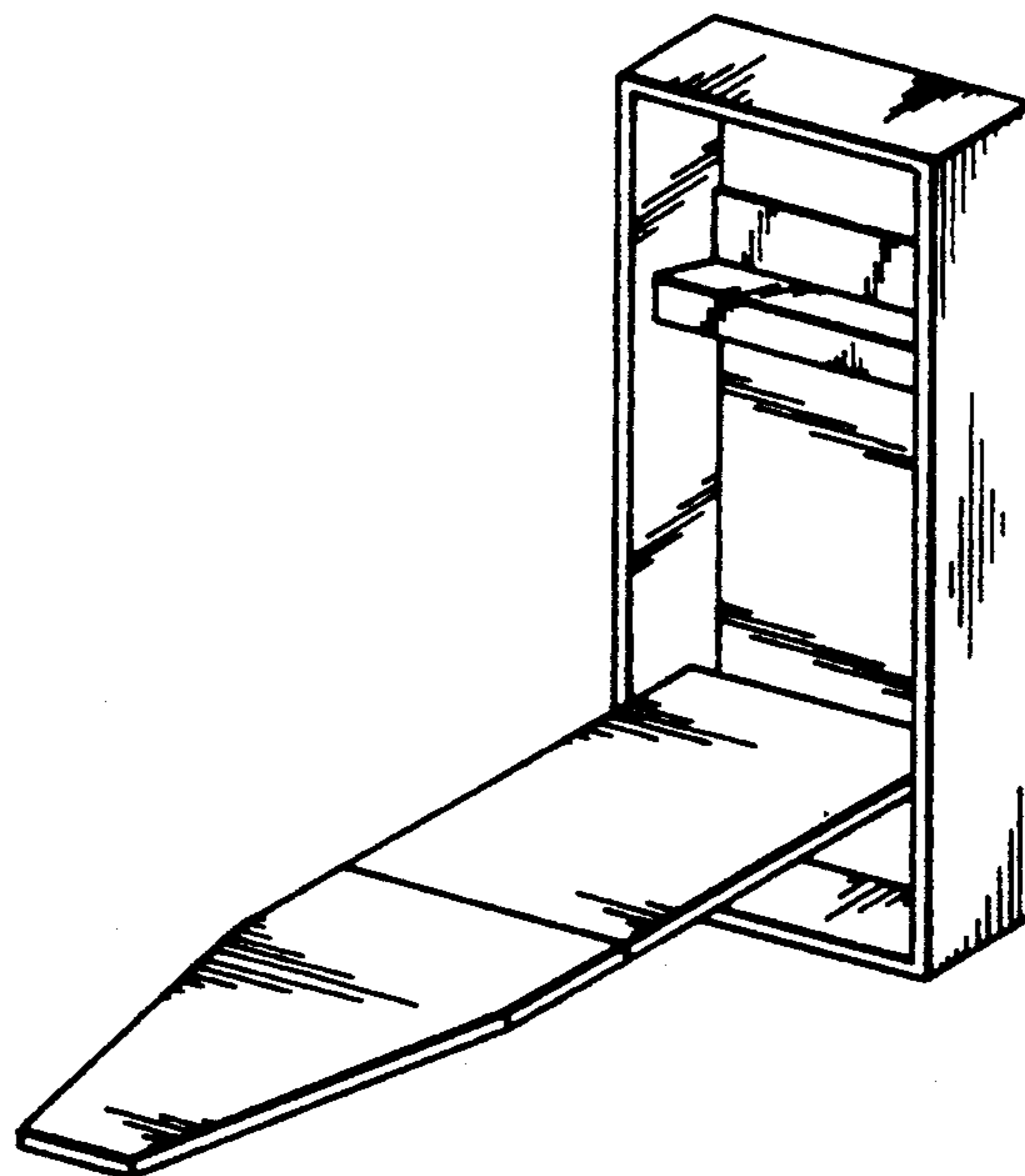


FIG. 4

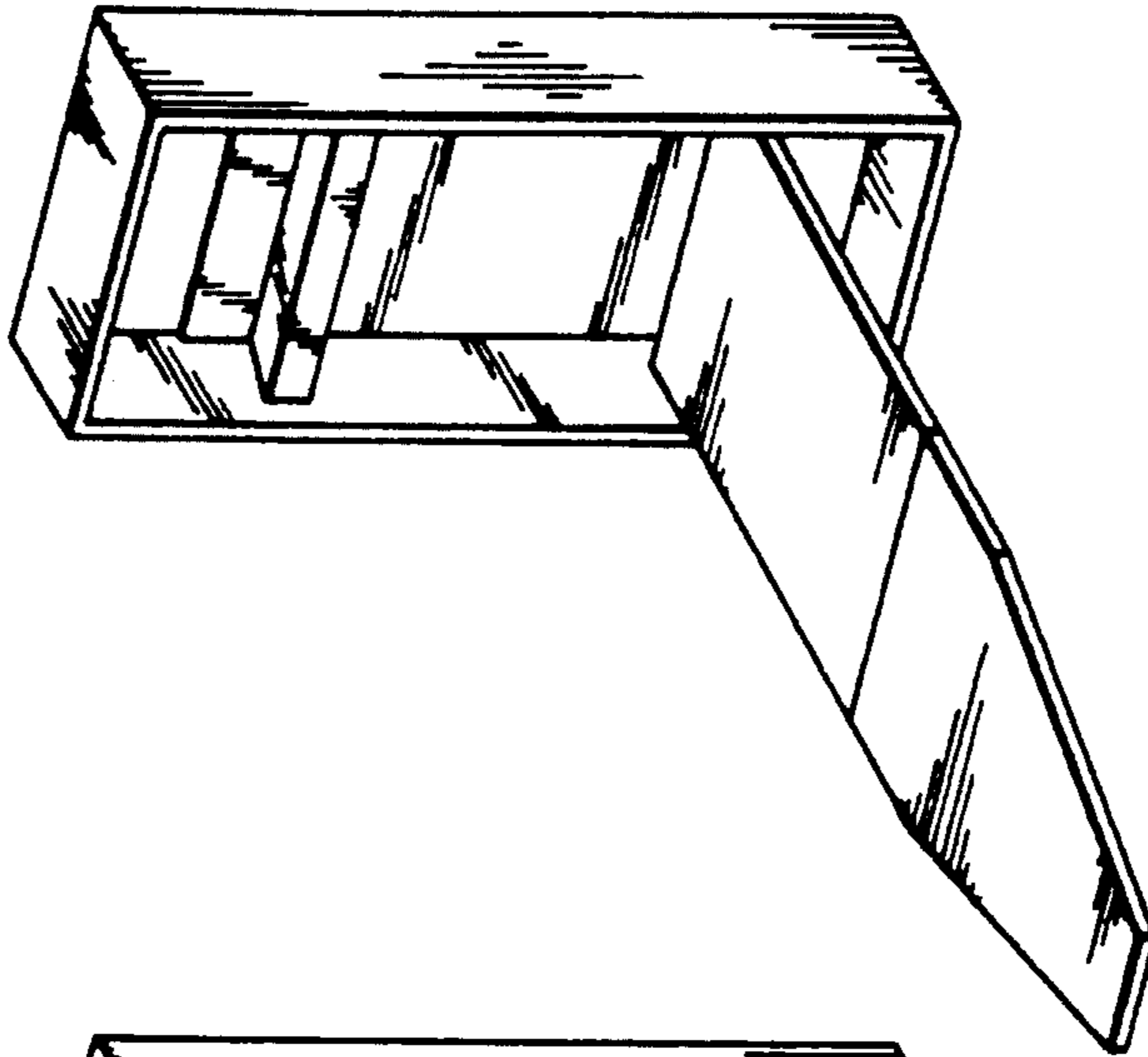


FIG. 3




FIG. 2

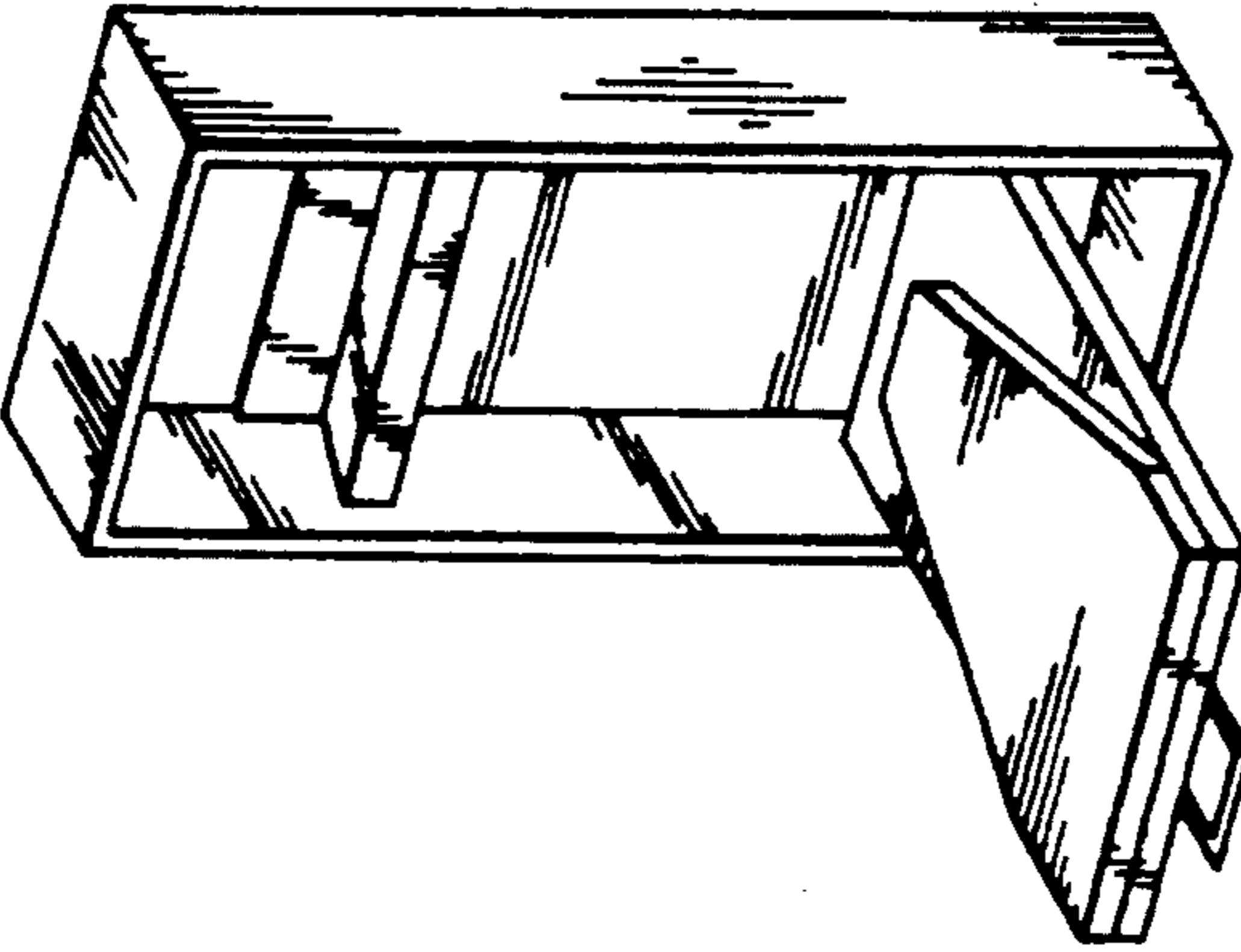


FIG. 1

