



US00D330974S

# United States Patent [19]

[11] Patent Number: **Des. 330,974**

**Berger**

[45] Date of Patent: **\*\* Nov. 17, 1992**

[54] **UMBRELLA HOLDER**

[76] Inventor: **Joel D. Berger**, 9124 Town Gate La.,  
Bethesda, Md. 20817

[\*\*] Term: **14 Years**

[21] Appl. No.: **608,655**

[22] Filed: **Nov. 2, 1990**

[52] U.S. Cl. .... **D3/11**

[58] Field of Search ..... **D3/1-17;**  
135/15.1, 16-19, 19.5, 33.2

[56] **References Cited**

**U.S. PATENT DOCUMENTS**

D. 168,146	11/1952	Kiszely	.....	D3/11
D. 220,859	6/1971	Zimmermann	.....	D3/11
3,279,663	10/1966	Torres	.....	D3/10 X
3,381,309	5/1968	Cohen	.....	D3/11 X

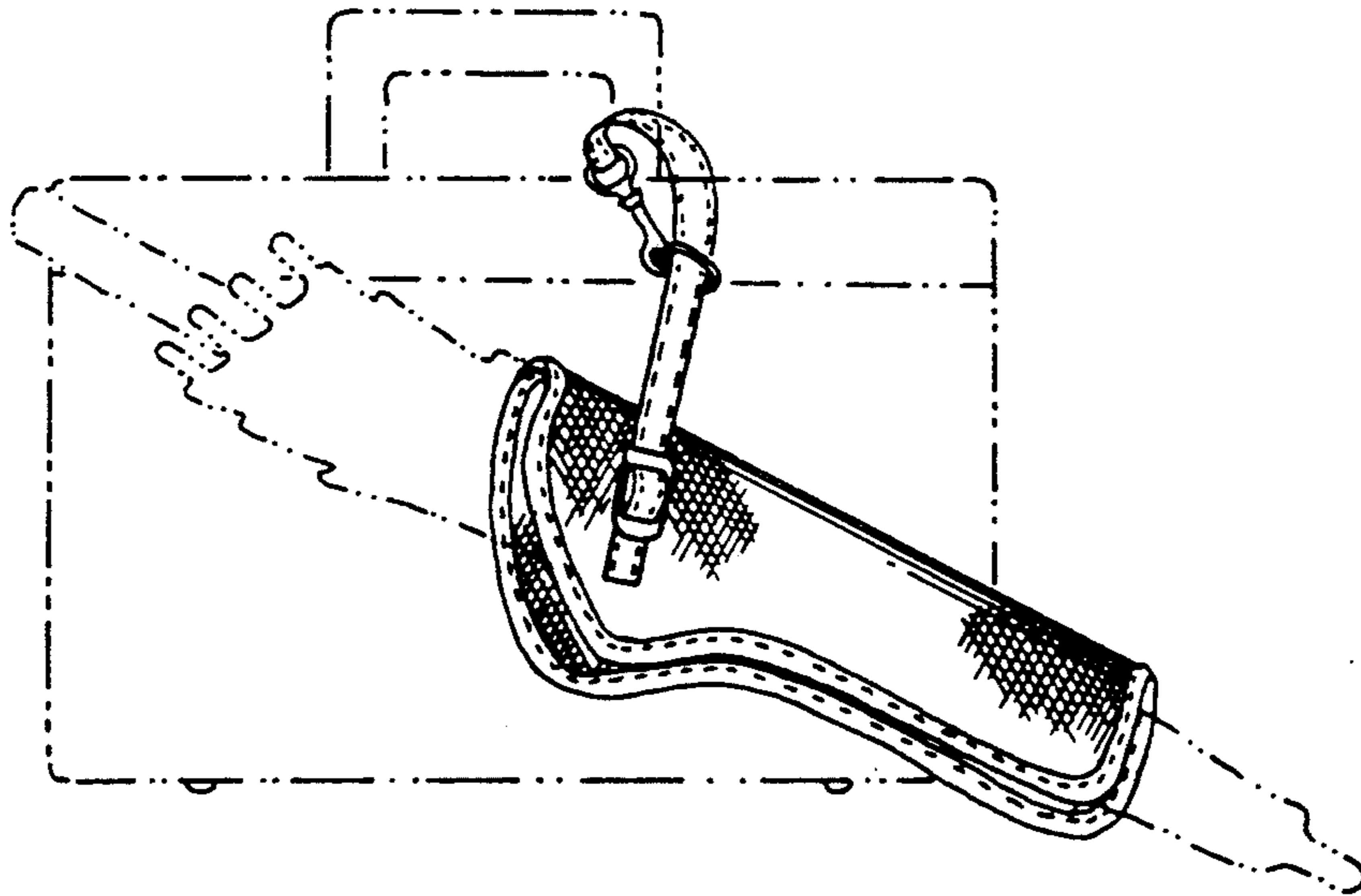
*Primary Examiner*—Louis S. Zarfes  
*Attorney, Agent, or Firm*—Juettner Pyle & Lloyd

[57] **CLAIM**


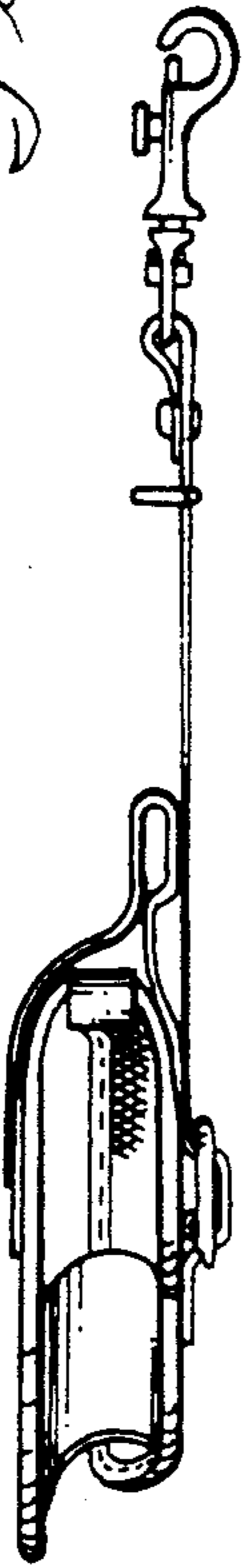
The ornamental design for an umbrella holder, as shown and described.

**DESCRIPTION**

FIG. 1 is a front elevational view of an umbrella holder showing my new design;  
FIG. 2 is a bottom plan view;  
FIG. 3 is a top plan view rotated 180 degree;  
FIG. 4 is a left side elevational view;  
FIG. 5 is a right side elevational view;  
FIG. 6 is a rear elevational view; and  
FIG. 7 is a front perspective view in use.  
The broken line showing of an umbrella and briefcase in FIG. 7 is for illustrative purposes only and forms no part of the claimed design.

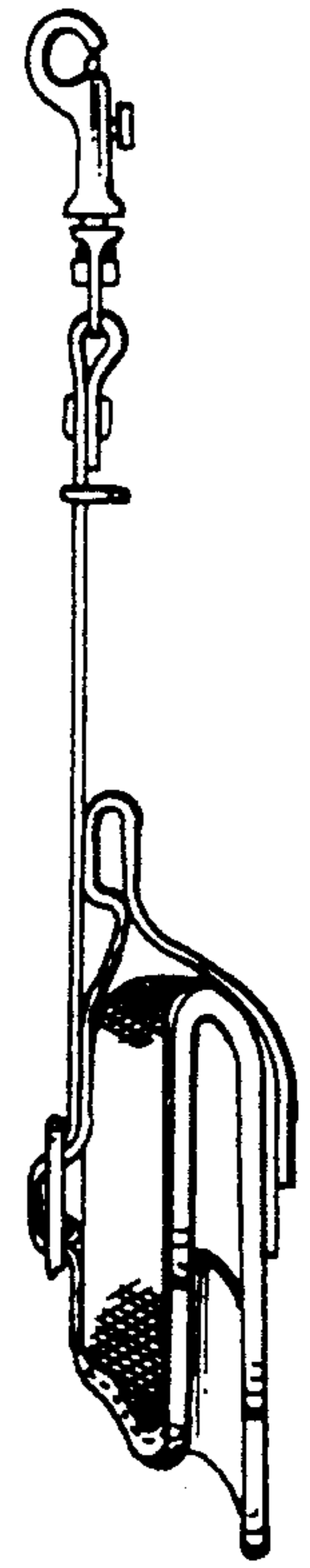
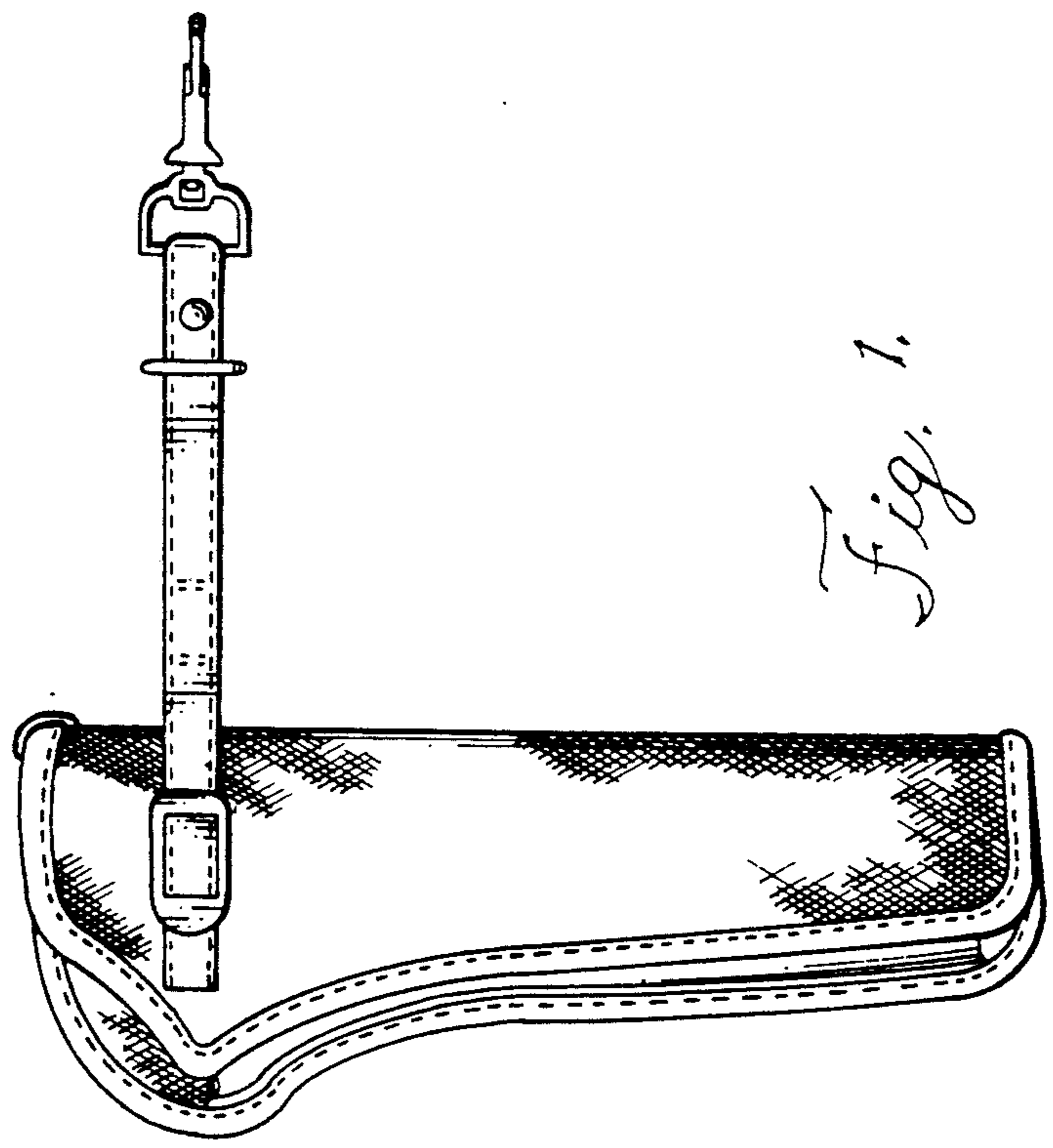


*Fig. 3.*




*Fig. 4.*

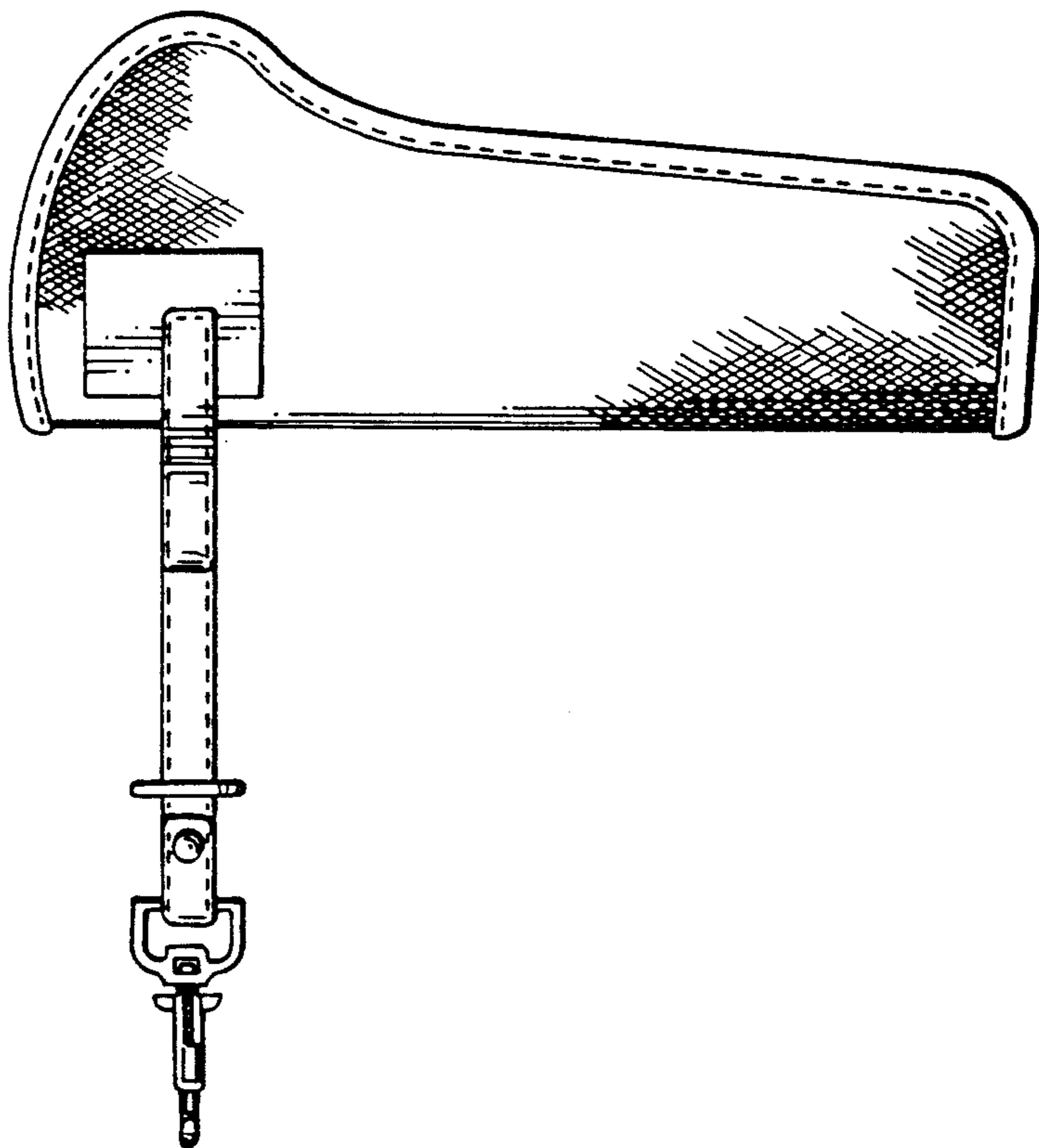
*Fig. 1.*



*Fig. 2.*

*Fig. 5.*





*Fig. 6.*

*Fig. 7*

