



US00D330973S

United States Patent [19] Hatfield

[11] Patent Number: **Des. 330,973**
[45] Date of Patent: **** Nov. 17, 1992**

[54] **SHOE SOLE BOTTOM**

[75] Inventor: **Tinker L. Hatfield**, Portland, Oreg.

[73] Assignee: **Nike, Inc.**, Beaverton, Oreg.

[**] Term: **14 Years**

[21] Appl. No.: **806,436**

[22] Filed: **Dec. 13, 1991**

[52] U.S. Cl. **D2/320**

[58] Field of Search **D2/264, 265, 274, 311, D2/317-322; 36/25 R, 28, 29, 32 R, 43, 44, 83, 84, 89, 102-107, 114, 132, 136, 137**

[56] **References Cited**

U.S. PATENT DOCUMENTS

D. 274,956	8/1984	Saruwatari	D2/320
D. 295,460	5/1988	Hase	D2/320
D. 307,212	4/1990	Aveni	.	
D. 311,447	10/1990	Hatfield	.	
D. 311,990	11/1990	Hatfield	.	
D. 312,920	12/1990	Aveni	D2/320
D. 313,113	12/1990	Aveni	D2/320
D. 313,114	12/1990	Aveni	D2/320
D. 316,324	4/1991	Rogers	D2/320
D. 317,828	7/1991	Rogers	D2/320
D. 318,753	8/1991	Hatfield	D2/320
D. 319,337	8/1991	Hatfield	D2/320
D. 321,590	11/1991	Smith, III	D2/320
D. 321,978	12/1991	Hatfield	D2/320
4,546,556	10/1985	Stubblefield	36/32 R

OTHER PUBLICATIONS

Nike Spring 1992 Catalog, pp. 44-49, published May, 1991.

Nike Fall 1991 Catalog, pp. 82 and 83, published Dec. 1990.

Nike Spring 1991 Catalog, pp. 42 and 43, published Jun. 1990.

Nike Fall 1990 Catalog, pp. 22-25, 29 and 31, published Dec., 1989.

Nike Spring 1990 Catalog, pp. 40 and 41, published Jun., 1989.

Primary Examiner—Louis S. Zarfes

Attorney, Agent, or Firm—Banner, Birch, McKie & Beckett

[57] **CLAIM**

The ornamental design for a shoe sole bottom, as shown and described.

DESCRIPTION

FIG. 1 is a side elevational view of one side of a shoe sole bottom showing a first embodiment of my new design:

FIG. 2 is a side elevational view of the other side of the shoe sole bottom shown in FIG. 1;

FIG. 3 is a rear elevational view of the shoe sole bottom shown in FIG. 1;

FIG. 4 is a bottom plan view of the shoe sole bottom shown in FIG. 1;

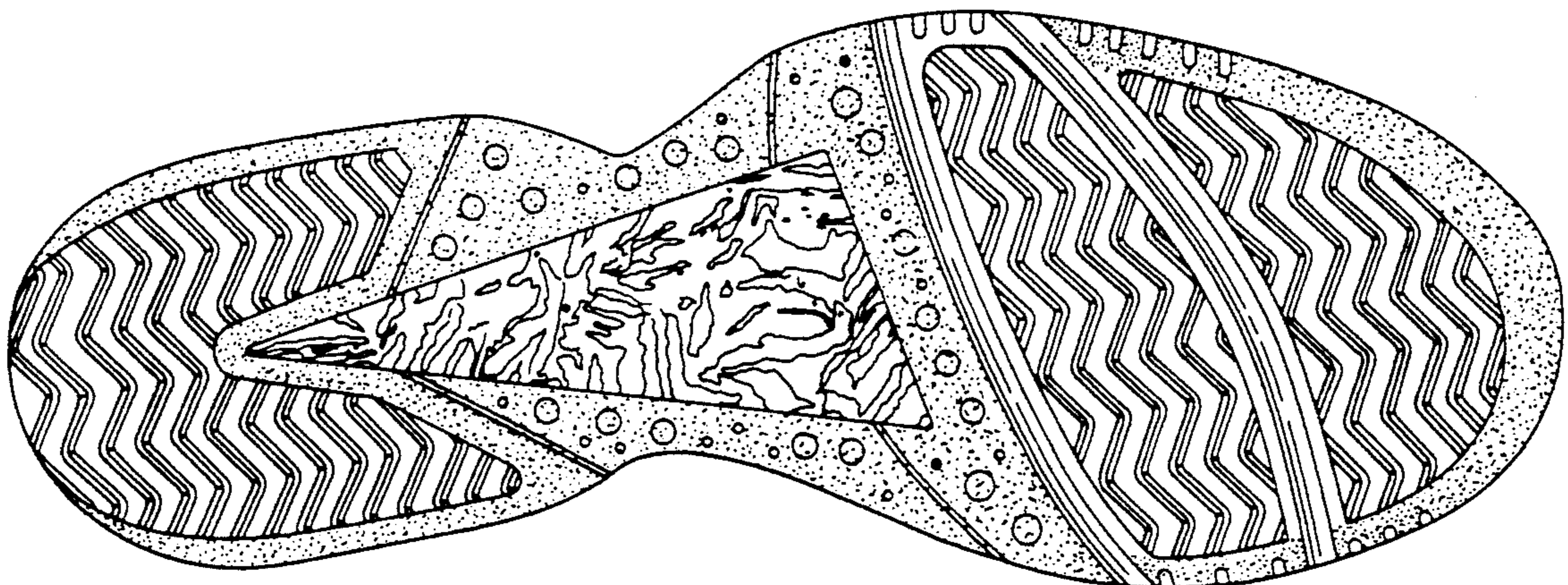
FIG. 5 is a cross-section generally along the line 5—5 in FIG. 4;

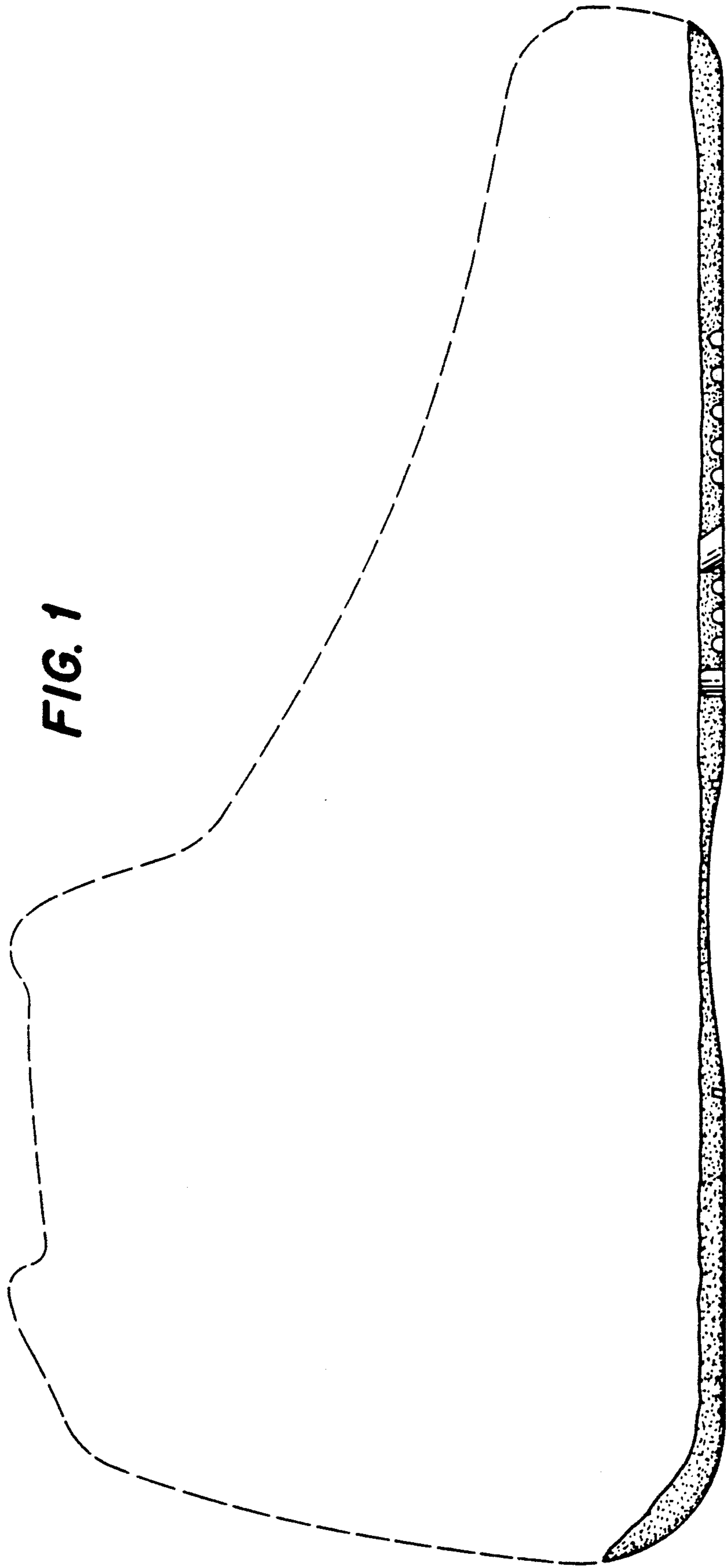
FIG. 6 is a cross-section generally along the line 6—6 in FIG. 4;

FIG. 7 is a cross-sectional view generally along the line 7—7 in FIG. 4; and

FIG. 8 is a bottom plan view of a shoe sole bottom showing another embodiment of my new design, the side elevational, cross-section and cross-sectional views of which being the same as the first embodiment.

The broken line showing of a shoe upper in FIGS. 1-4 is for illustrative purposes only and forms no part of the claimed design.





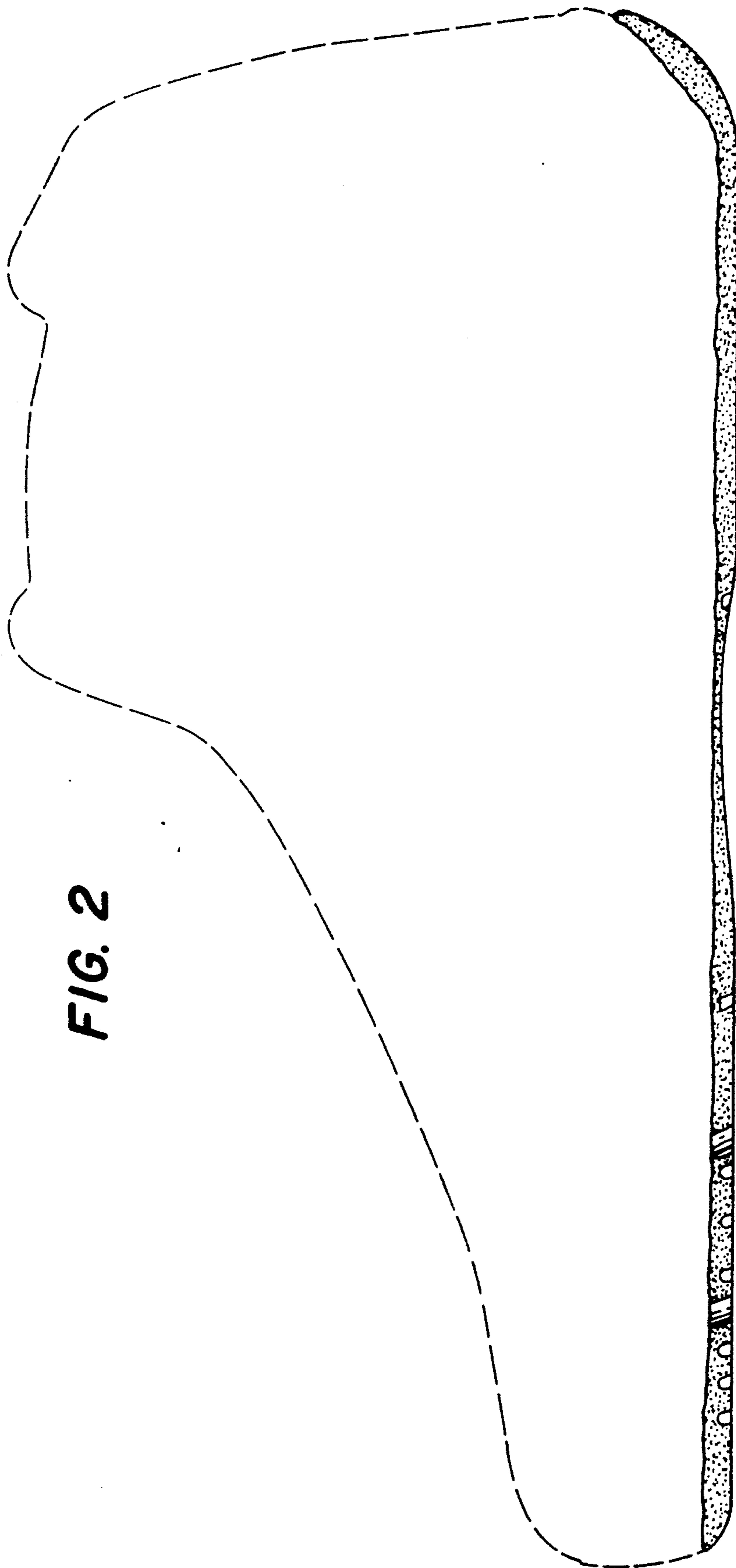


FIG. 2

FIG. 3

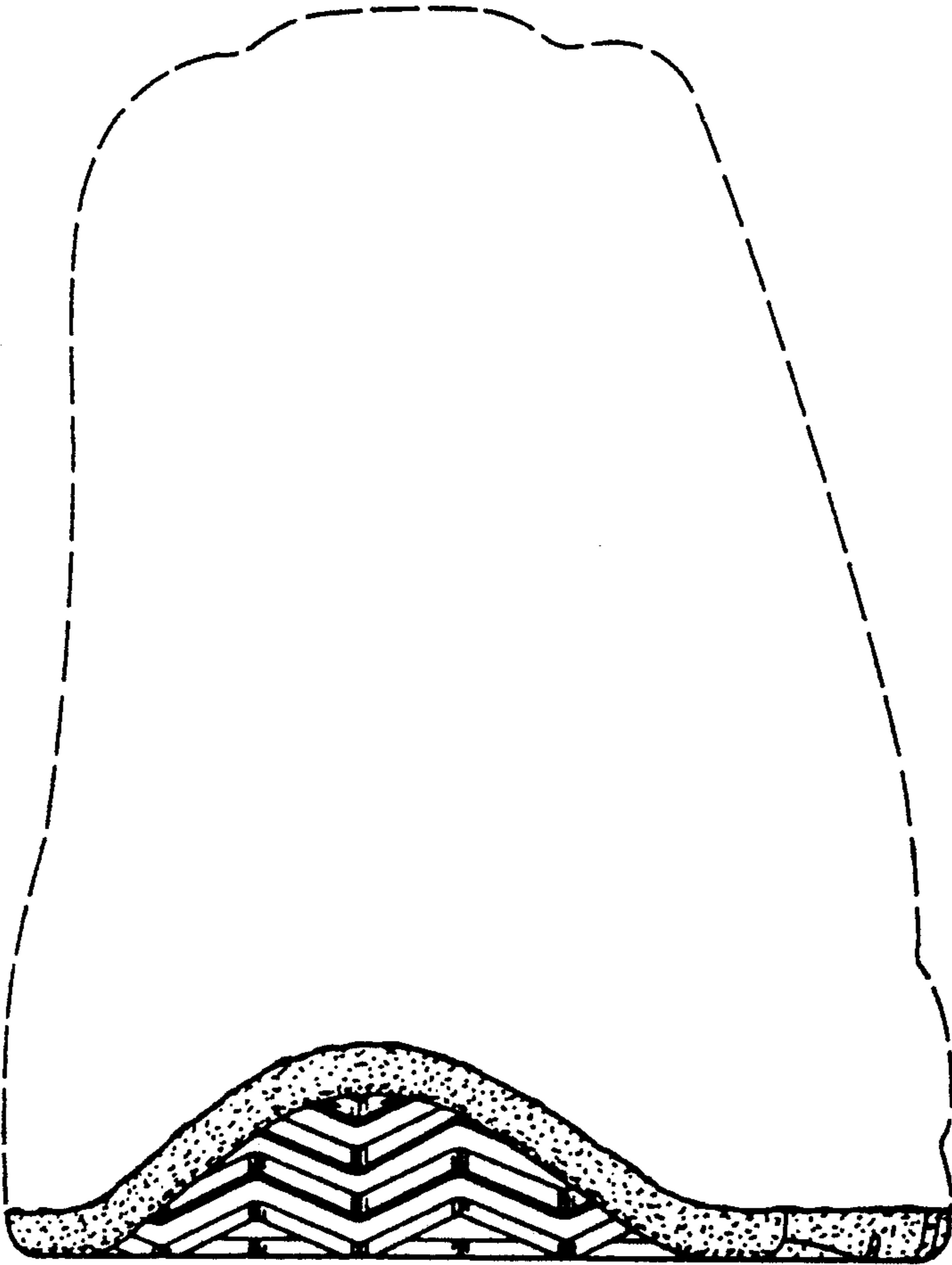


FIG. 4

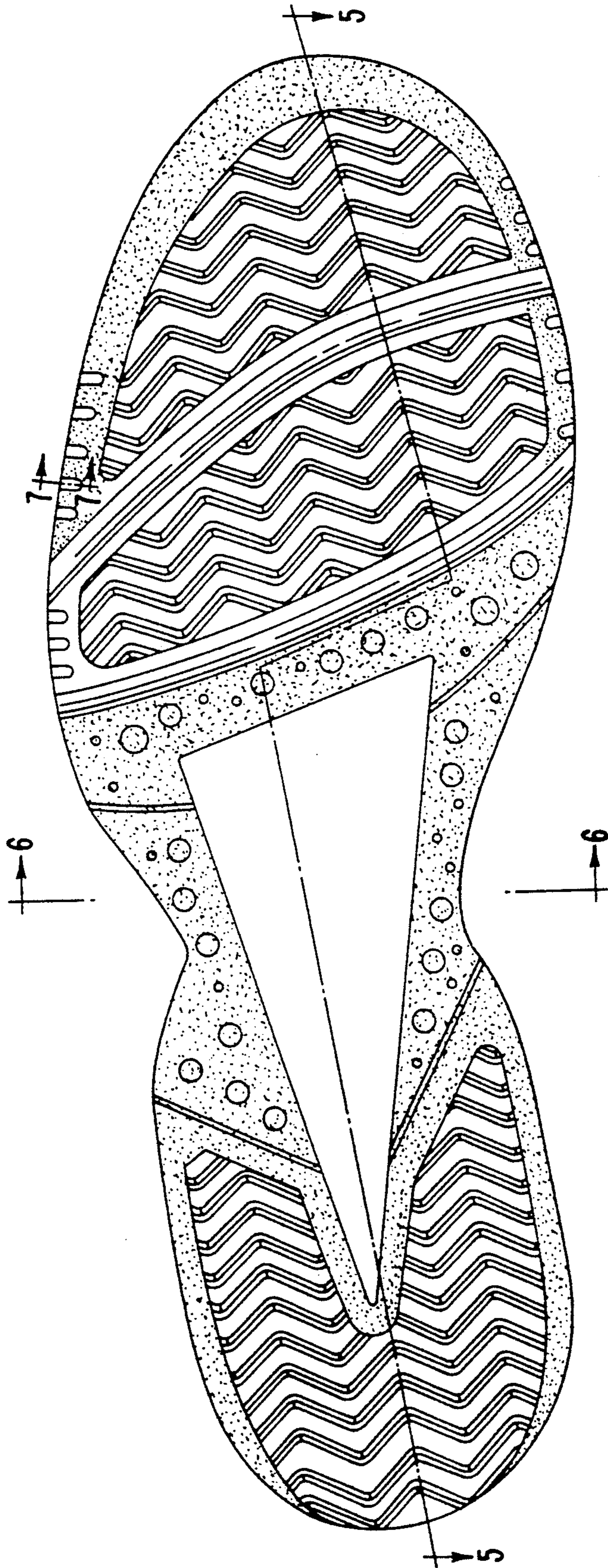


FIG. 5

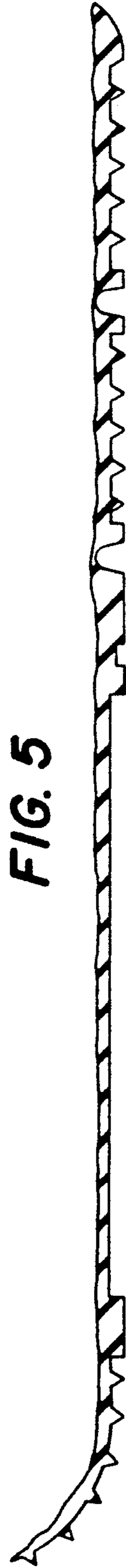


FIG. 6



FIG. 7



FIG. 8

