



US00D330970S

United States Patent [19]

[11] Patent Number: Des. 330,970

Hatfield et al.

[45] Date of Patent: ** Nov. 17, 1992

[54] SHOE MIDSOLE

[75] Inventors: Tinker Hatfield, Portland; Wilson W. Smith, III, Beaverton, both of Oreg.

[73] Assignees: Nike, Inc.; Nike International Ltd., Beaverton, Oreg.

[**] Term: 14 Years

[21] Appl. No.: 797,812

[22] Filed: Nov. 26, 1991

[52] U.S. Cl. D2/318

[58] Field of Search D2/264, 265, 308-314, D2/317-322; 36/25 R, 28, 29, 32 R, 43-45, 83, 84, 89, 102-107, 112-115, 132, 136, 137

[56] **References Cited**

U.S. PATENT DOCUMENTS

D. 244,642	6/1977	Famolare, Jr.	D2/320
D. 245,734	9/1977	Jacobs	D2/320
D. 269,139	5/1983	Stubblefield	D2/320
D. 293,274	12/1987	Igoe .	
D. 294,656	3/1988	Liggett et al. .	
D. 301,936	7/1989	Swett .	
D. 306,372	3/1990	Diaz et al.	D2/320
D. 311,810	11/1990	Hatfield	D2/320
D. 312,918	12/1990	Aveni	D2/314
D. 317,828	7/1991	Rogers	D2/320
D. 319,535	9/1991	Hatfield	D2/320
D. 321,776	11/1991	Hatfield	D2/314
D. 321,973	12/1991	Hatfield	D2/320
D. 321,974	12/1991	Hatfield	D2/320
D. 322,506	12/1991	Rogers	D2/314
4,060,917	12/1977	Canale	36/59 C
4,785,557	11/1988	Kelley et al.	36/32 R
4,817,304	4/1989	Parker et al.	36/29 X
4,972,611	11/1990	Swartz et al.	36/28

OTHER PUBLICATIONS

- Nike 1991 Spring Catalog, Published Jun. 1990, even pp. 54-64; pp. 140, 142, 146, and 148.
- Nike 1990 Fall Catalog, Published Dec. 1989, even pp. 56-66; pp. 144, 146, and 152.
- Nike 1989 Fall Catalog, Published Dec. 1988, even pp. 54-60; pp. 134, 136, and 140.
- Nike 1990 Spring Catalog, Published Jun. 1989, even pp. 56-66; pp. 150, 152, 158 and 160.
- Nike 1989 Spring Catalog, Published Jun. 1988, even pp. 62-68.
- Nike 1988 Fall Catalog, Published Dec. 1987, even pp. 60-66.
- Nike 1988 Spring Catalog, Published Jun. 1987, even pp. 20-22.

Nike 1987 Fall Catalog, Published 1987, even pp. 50-54.

Primary Examiner—Louis S. Zarfaz
Attorney, Agent, or Firm—Banner, Birch, McKie & Beckett

[57] **CLAIM**

The ornamental design for a shoe midsole, as shown and described.

DESCRIPTION

FIG. 1 is a side elevational view of one side of a shoe midsole showing a first embodiment of our new design; FIG. 2 is a cross-sectional view as shown in Section 2-2 of FIG. 1; FIG. 3 is a cross-sectional view as shown in Section 3-3 in FIG. 1; FIG. 4 is a cross-sectional view as shown in Section 4-4 of FIG. 1; FIG. 5 is a side elevational view of the other side of the shoe midsole as shown in FIG. 1; FIG. 6 is a cross-sectional view as shown in Section 6-6 of FIG. 5; FIG. 7 is a cross-sectional view as shown in Section 7-7 of FIG. 5; FIG. 8 is a rear elevational view of the shoe midsole as shown in FIGS. 1 and 2; FIG. 9 is a bottom plan view of the shoe midsole as shown in FIGS. 1 and 2; FIG. 10 is a side elevational view of one side of a shoe midsole showing a second embodiment of our new design; FIG. 11 is a cross-sectional view as shown in Section 11-11 of FIG. 10; FIG. 12 is a cross-sectional view as shown in Section 12-12 of FIG. 10; FIG. 13 is a cross-sectional view as shown in Section 13-13 of FIG. 10; FIG. 14 is a side elevational view of the other side of the shoe midsole as shown in FIG. 10; FIG. 15 is a cross-sectional view as shown in Section 15-15 of FIG. 14; FIG. 16 is a cross-sectional view as shown in Section 16-16 of FIG. 14; FIG. 17 is a rear elevational view of a shoe midsole as shown in FIGS. 10 and 14; and FIG. 18 is a bottom plan view of a shoe midsole as shown in FIGS. 10 and 14.

The broken line showing of a shoe upper, the broken line showing of a shoe outsole, and the internal surfaces of the cross-sections are for illustrative purposes only and form no part of the claimed design.

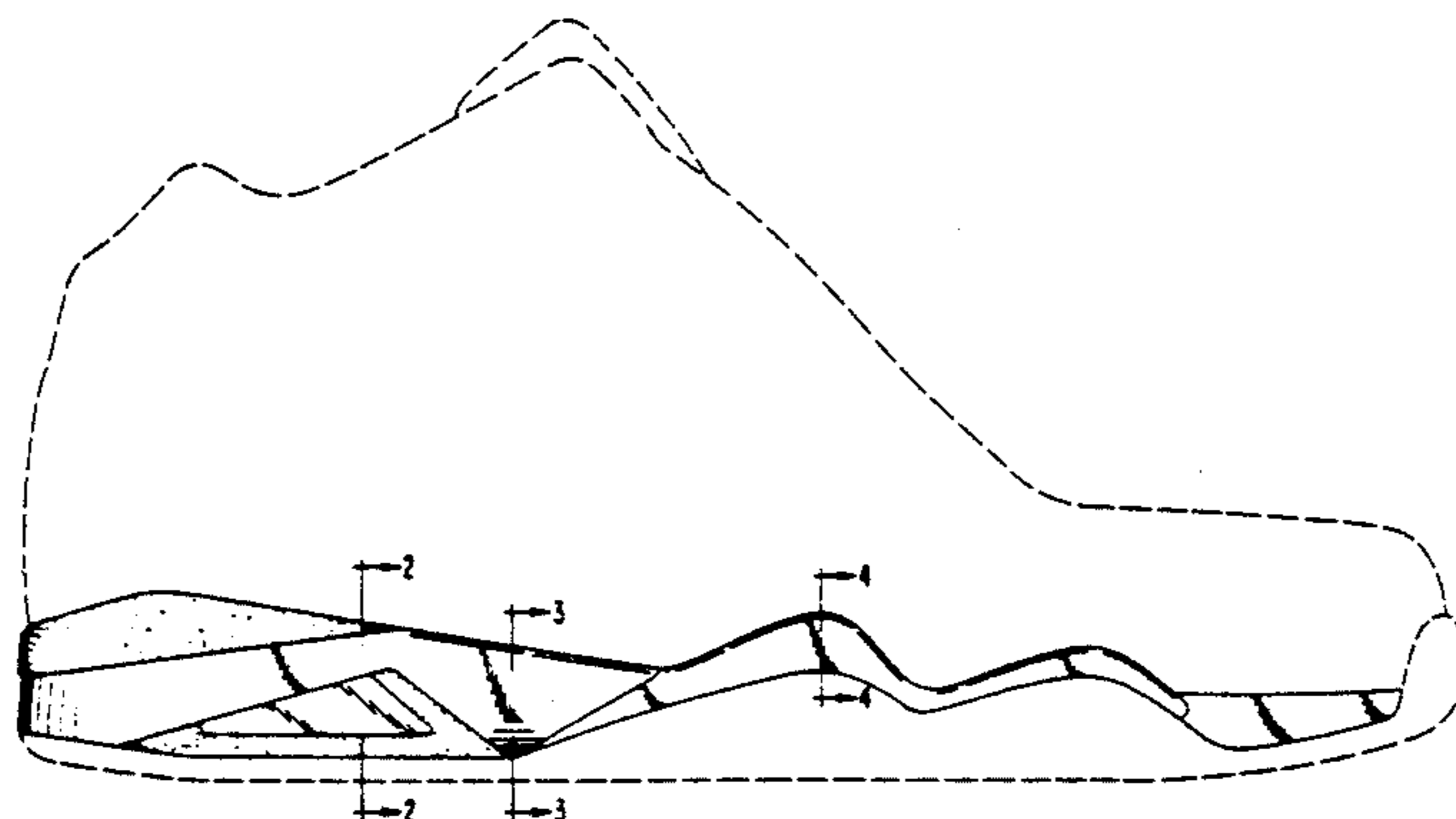


FIG. 4



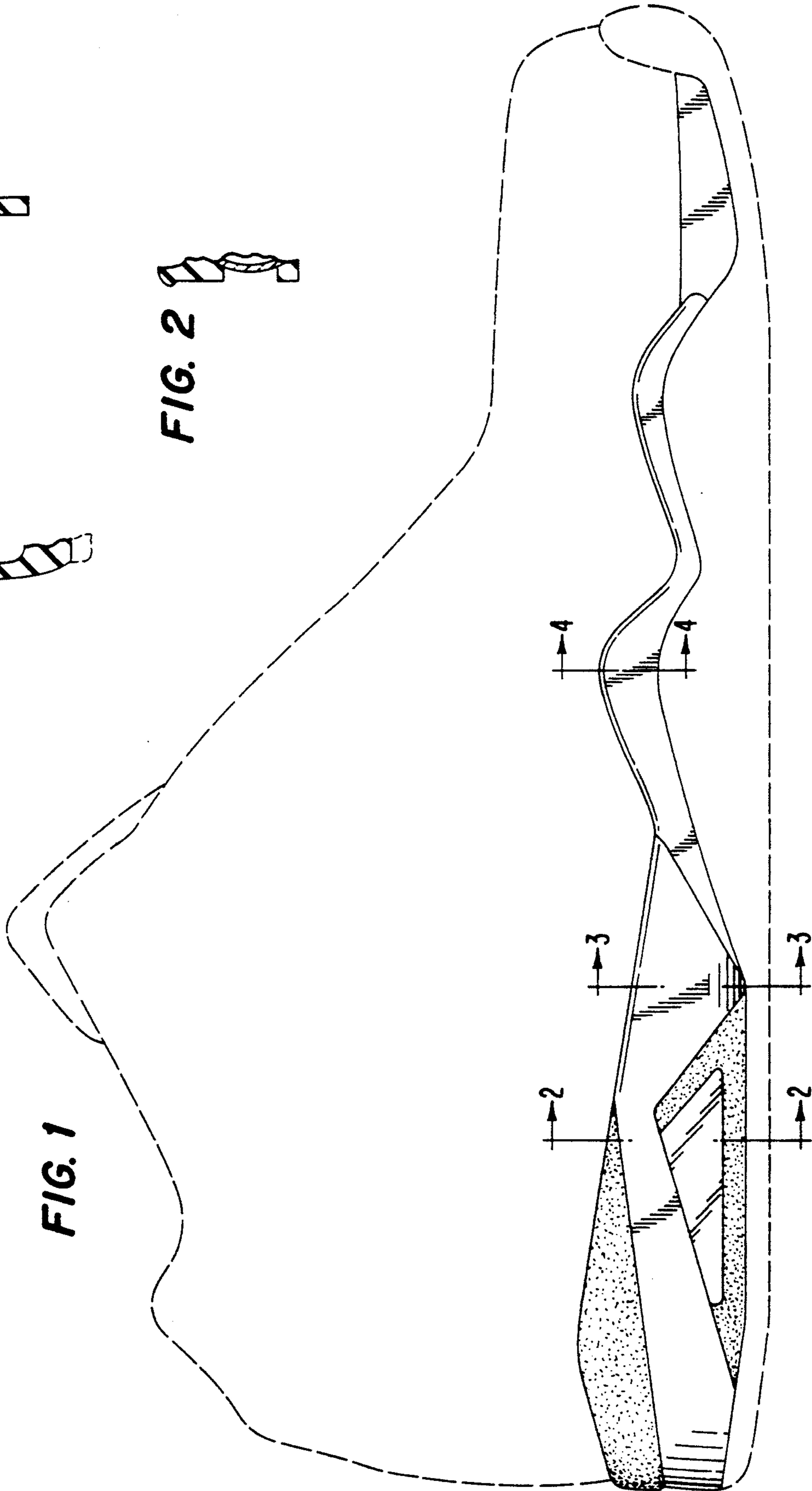
FIG. 3



FIG. 2



FIG. 1



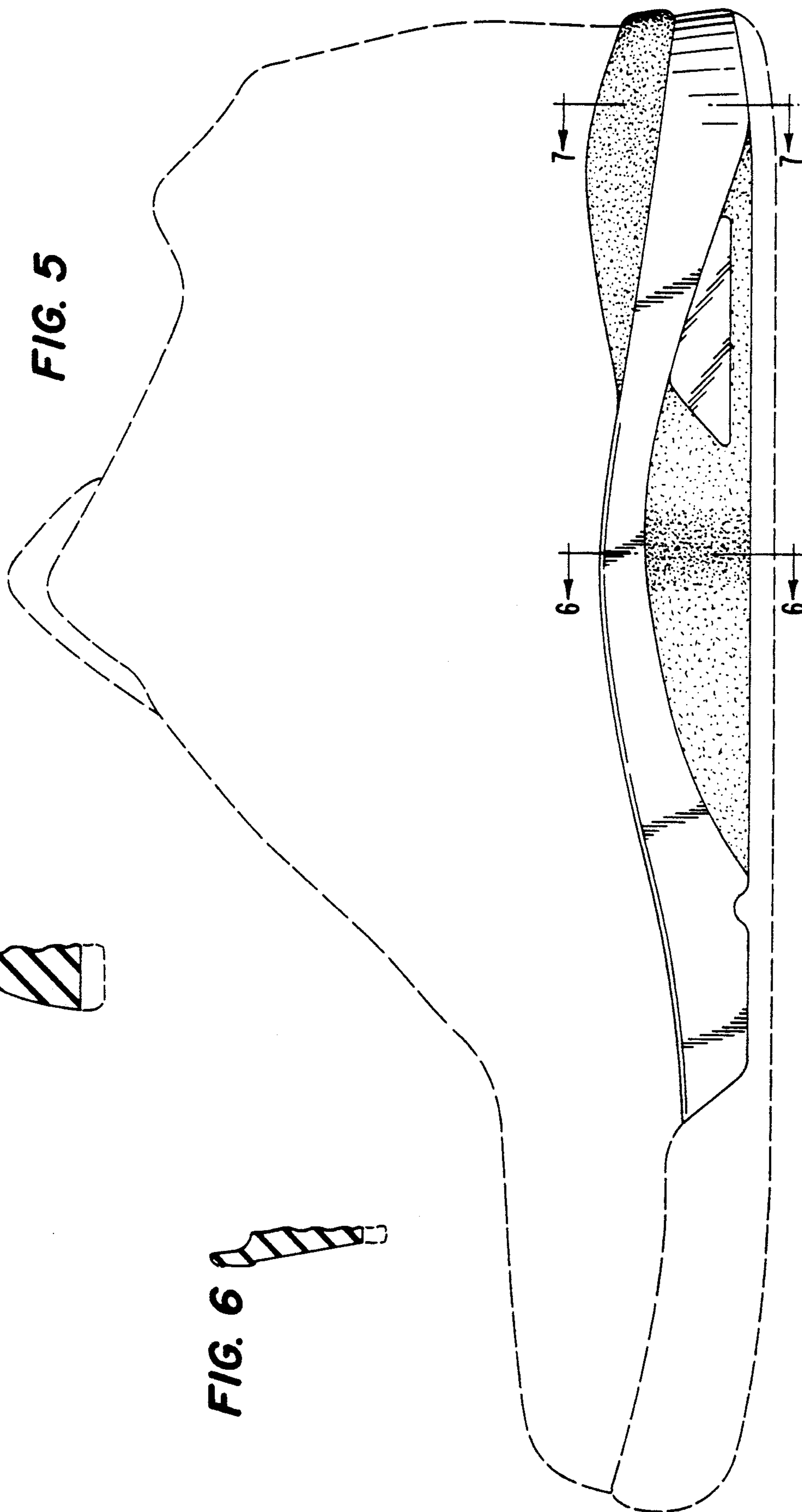

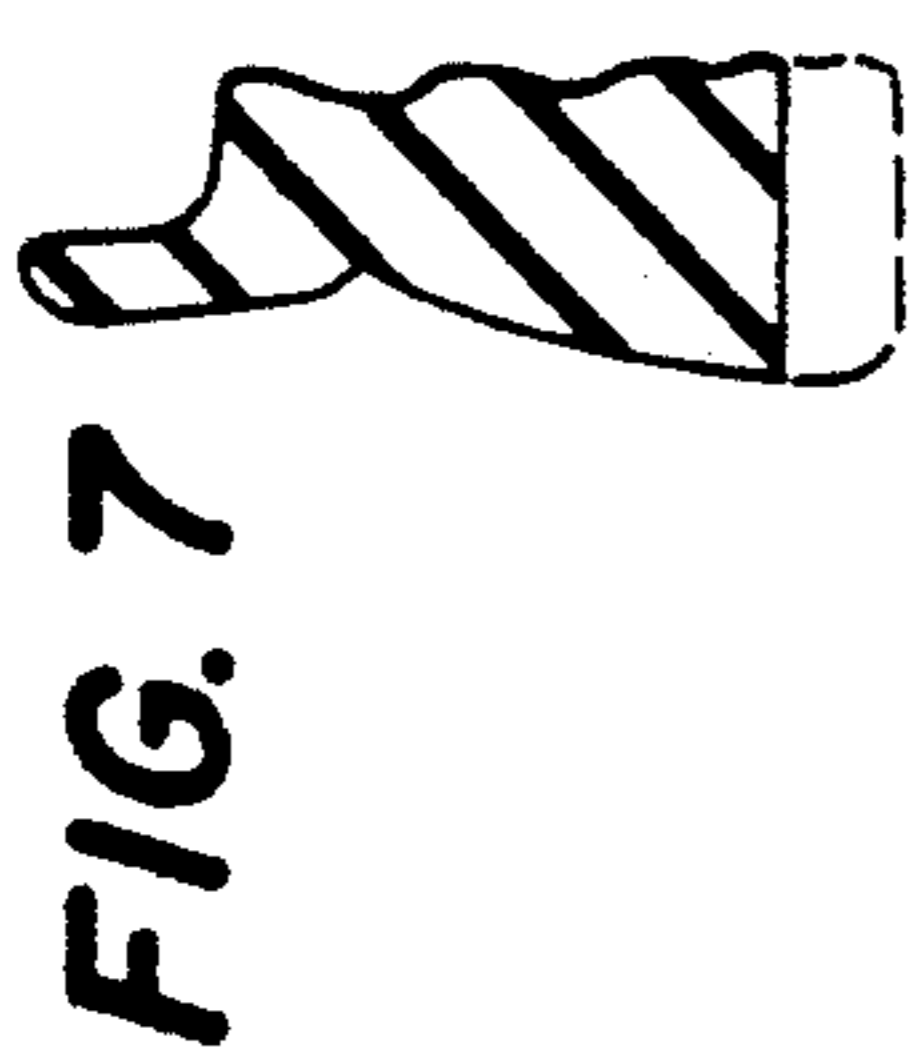


FIG. 8

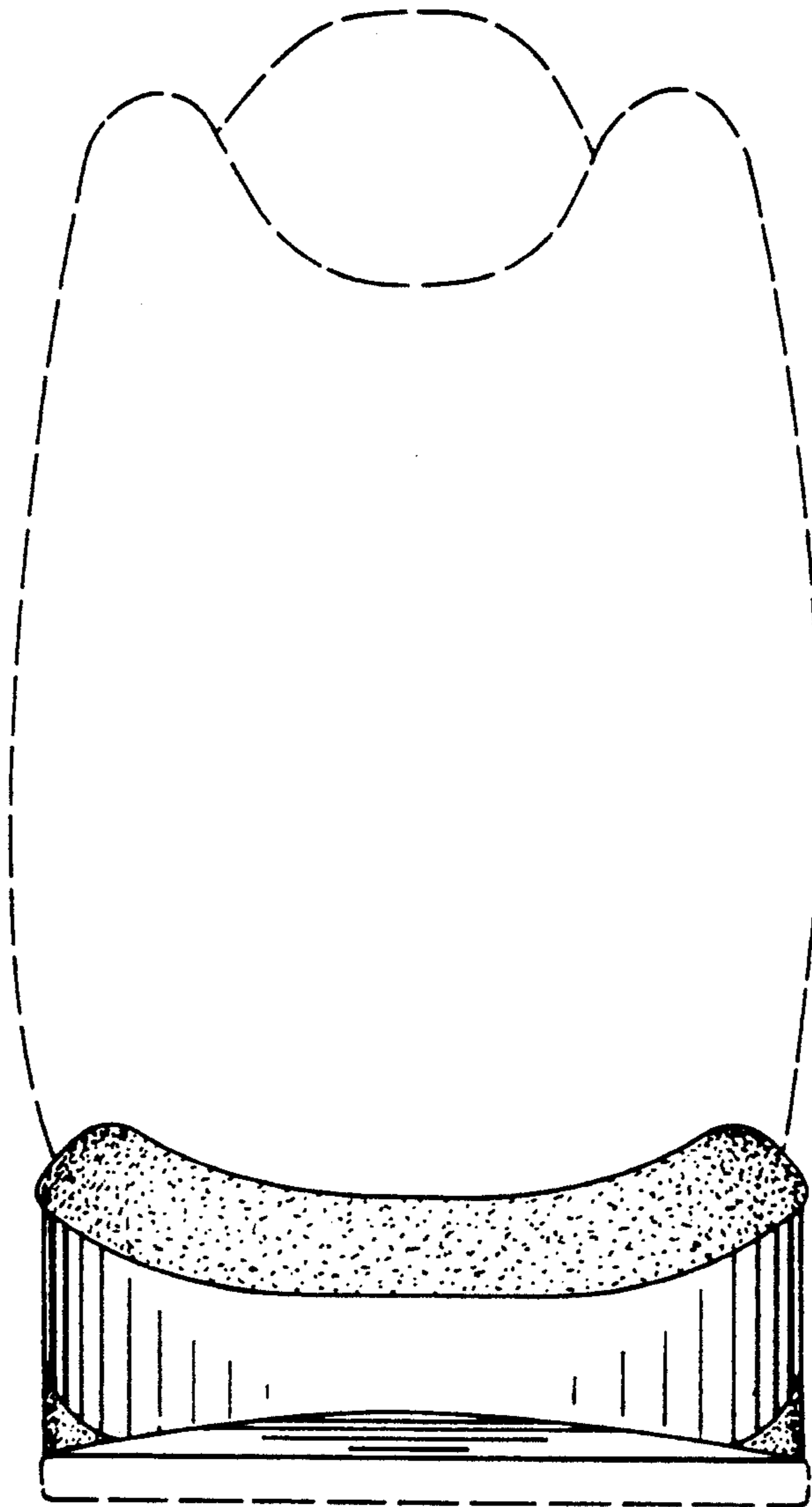


FIG. 9

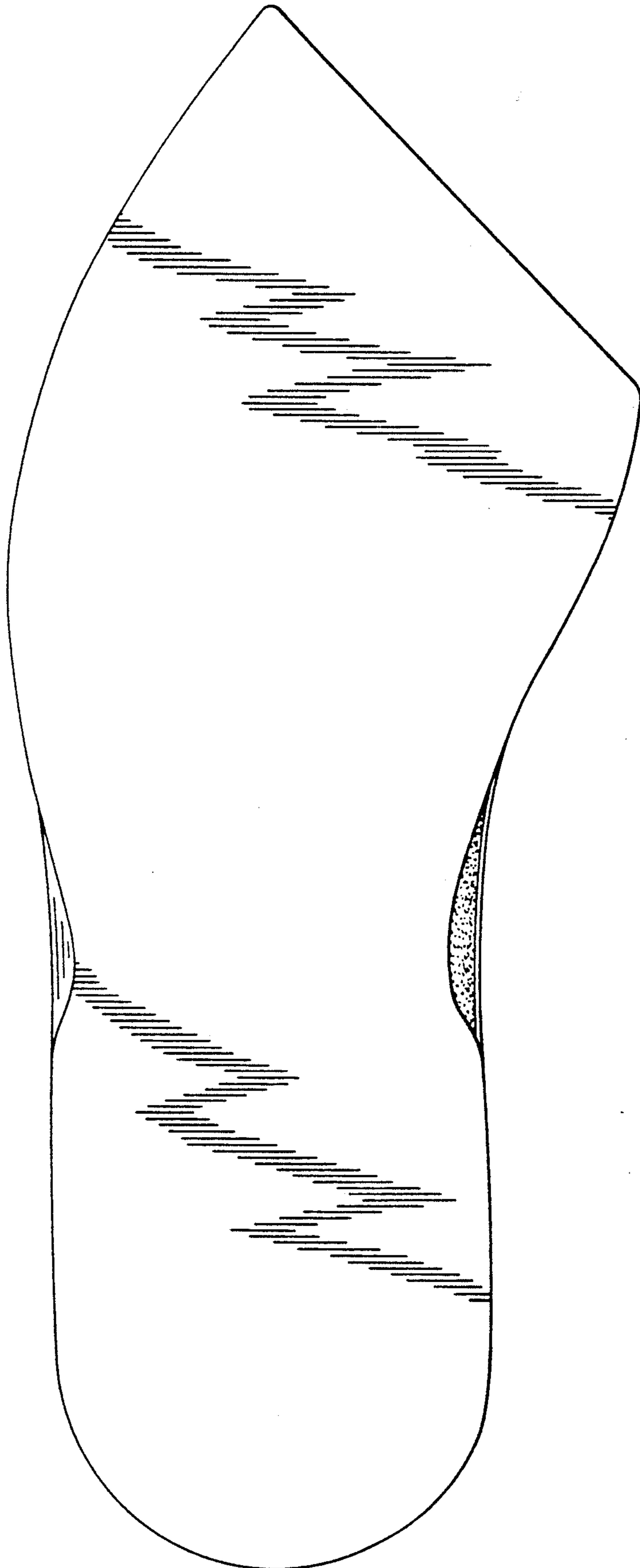


FIG. 13



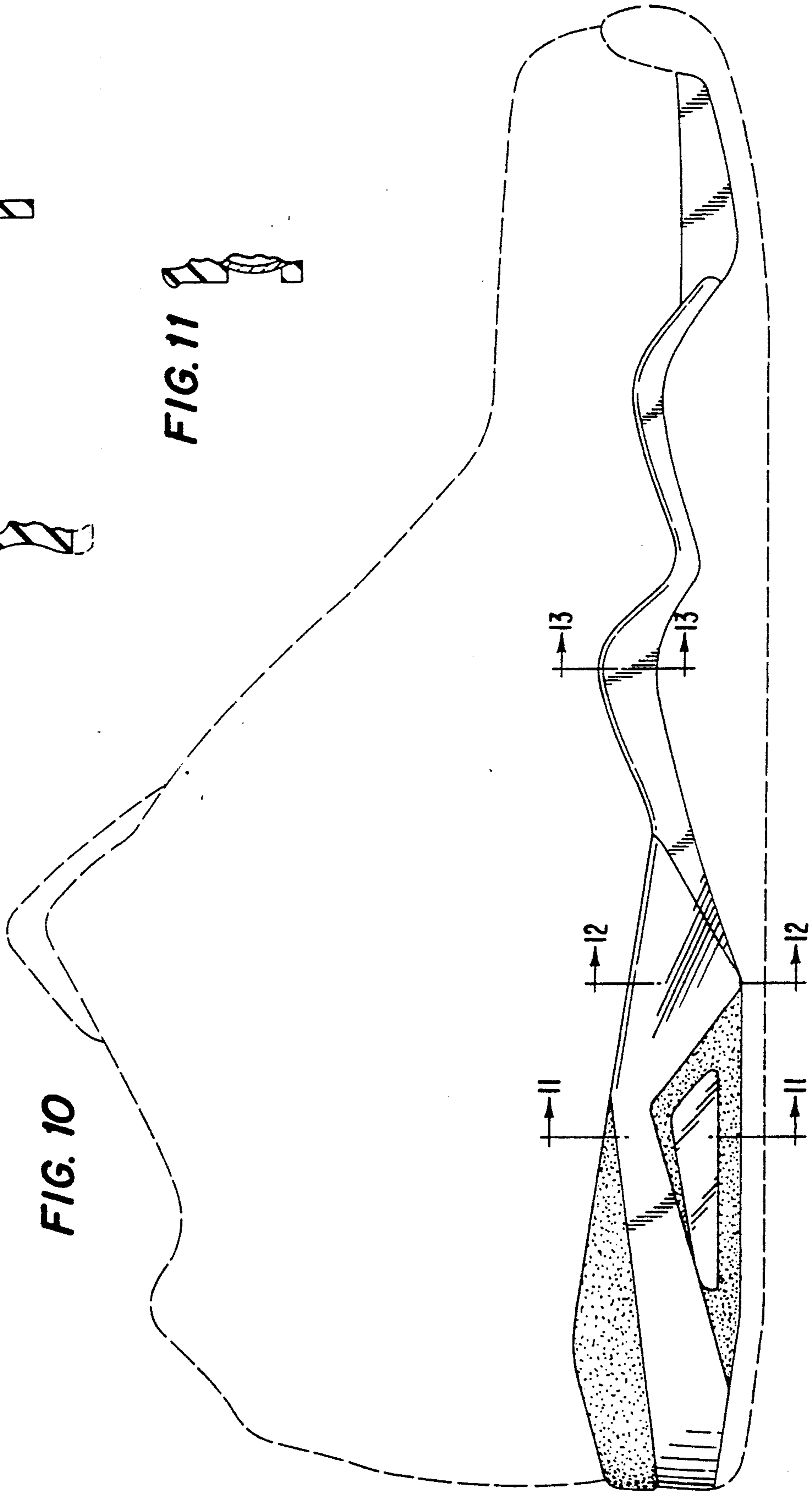
FIG. 12



FIG. 11



FIG. 10



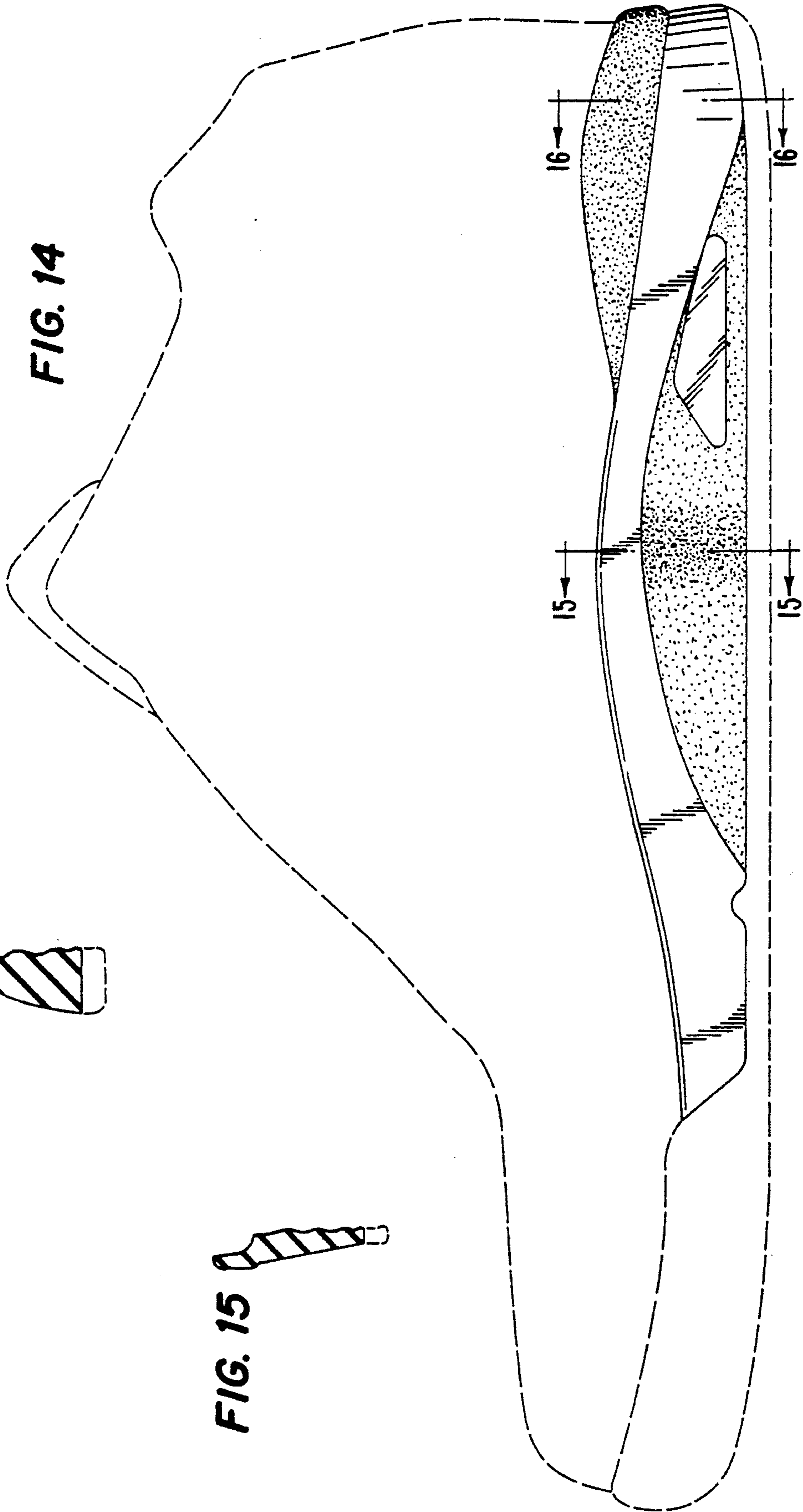

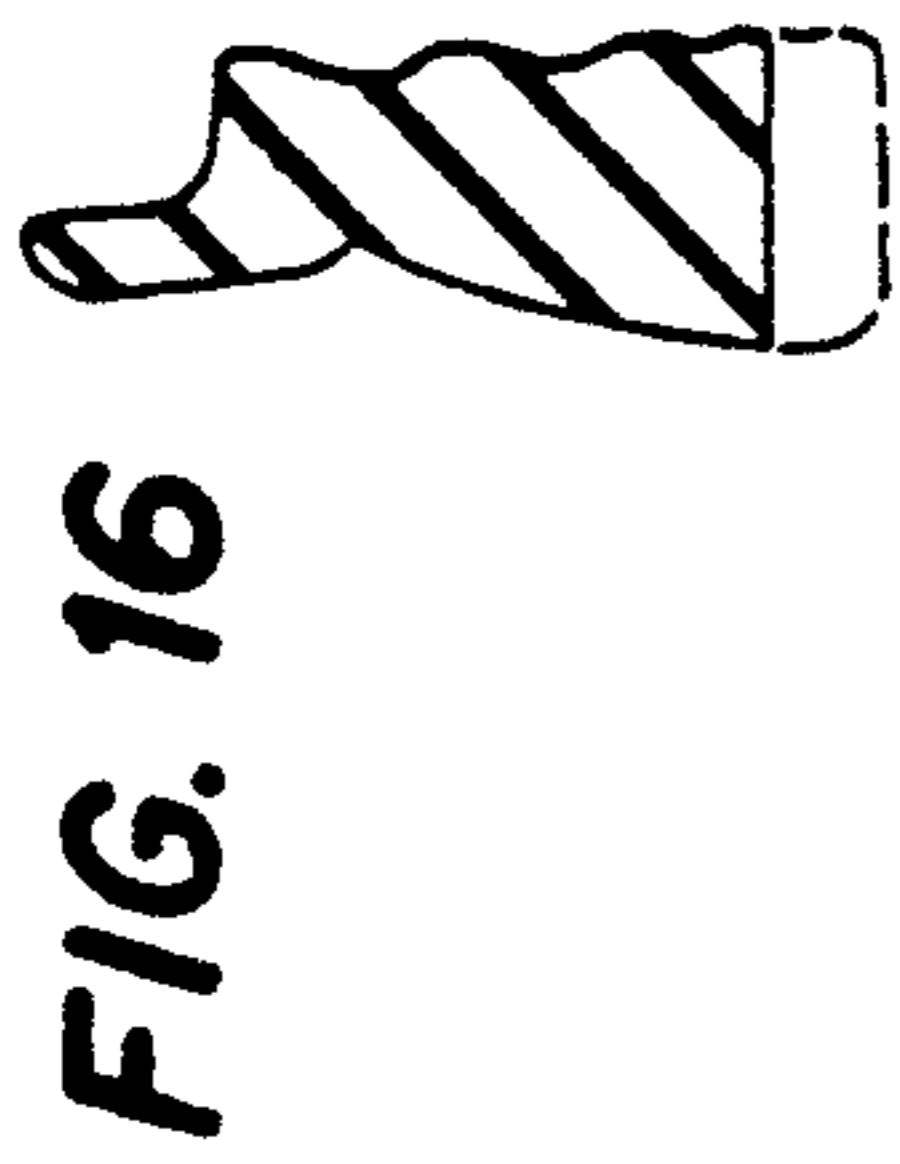


FIG. 17

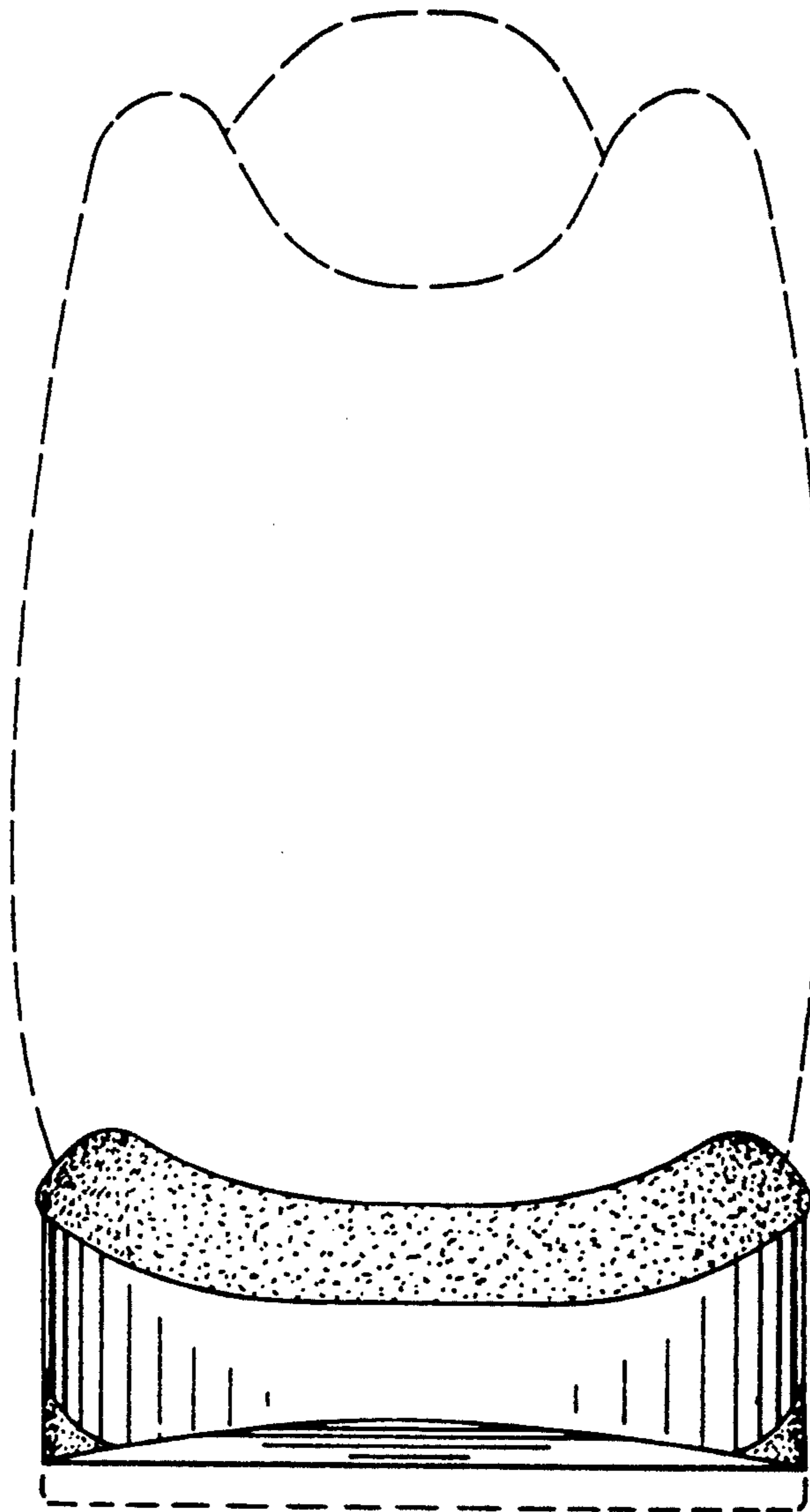


FIG. 18

