



US00D330969S

United States Patent [19]
Smith, III

[11] **Patent Number: Des. 330,969**
[45] **Date of Patent: ** Nov. 17, 1992**

[54] **SHOE UPPER**

- [75] Inventor: **Wilson W. Smith, III**, Beaverton, Oreg.
- [73] Assignees: **Nike, Inc.; Nike International Ltd.**, Beaverton, Oreg.
- [**] Term: **14 Years**
- [21] Appl. No.: **797,814**
- [22] Filed: **Nov. 26, 1991**
- [52] U.S. Cl. **D2/314; D2/310**
- [58] Field of Search **D2/264, 265, 308-314; 36/45, 83, 84, 89, 102-107, 112-115, 132, 136**

OTHER PUBLICATIONS

Nike Spring 1991 Catalog, published Jun. 1990, pp. 28, 44, 54, 56, 60 and 62.
 Nike Fall 1990 Catalog, published Dec. 1989, pp. 56, 58 and 64.
 Nike Fall 1989 Catalog, published Dec. 1988, p. 56.
 Nike 1986 Fall Catalog, Published Jan. 1986, pp. 24 and 26.

Primary Examiner—Louis S. Zarfaz
Attorney, Agent, or Firm—Banner, Birch, McKie & Beckett

CLAIM

[57] The ornamental design for a shoe upper, as shown and described.

DESCRIPTION

FIG. 1 is a side elevational view of one side of a shoe upper showing my new design;
 FIG. 2 is a side elevational view of the other side of the shoe upper shown in FIG. 1;
 FIG. 3 is a front elevational view of the shoe upper shown in FIG. 1;
 FIG. 4 is a rear elevational view of the shoe upper shown in FIG. 1; and,
 FIG. 5 is a top plan view of the shoe upper shown in FIG. 1.
 The broken line showing of a shoe sole, including the cupped vertical sides of the sole, is for illustrative purposes only and forms no part of the claimed design.

[56] **References Cited**

U.S. PATENT DOCUMENTS

D. 290,783	7/1987	Selbiger et al	D2/314
D. 295,578	5/1988	Tong	.	
D. 297,183	8/1988	Selbiger	.	
D. 301,389	6/1989	Miller	.	
D. 313,110	12/1990	Boucher et al.	D2/314
D. 315,441	3/1991	Hatfield	D2/314
D. 317,075	5/1991	Hatfield et al.	D2/314
D. 317,823	7/1991	Hatfield	D2/314
D. 320,689	10/1991	Smith	D2/314
D. 325,664	4/1992	Kittle	D2/309 X
D. 325,665	4/1992	Kittle et al.	D2/314
4,342,160	8/1982	Clark	36/83

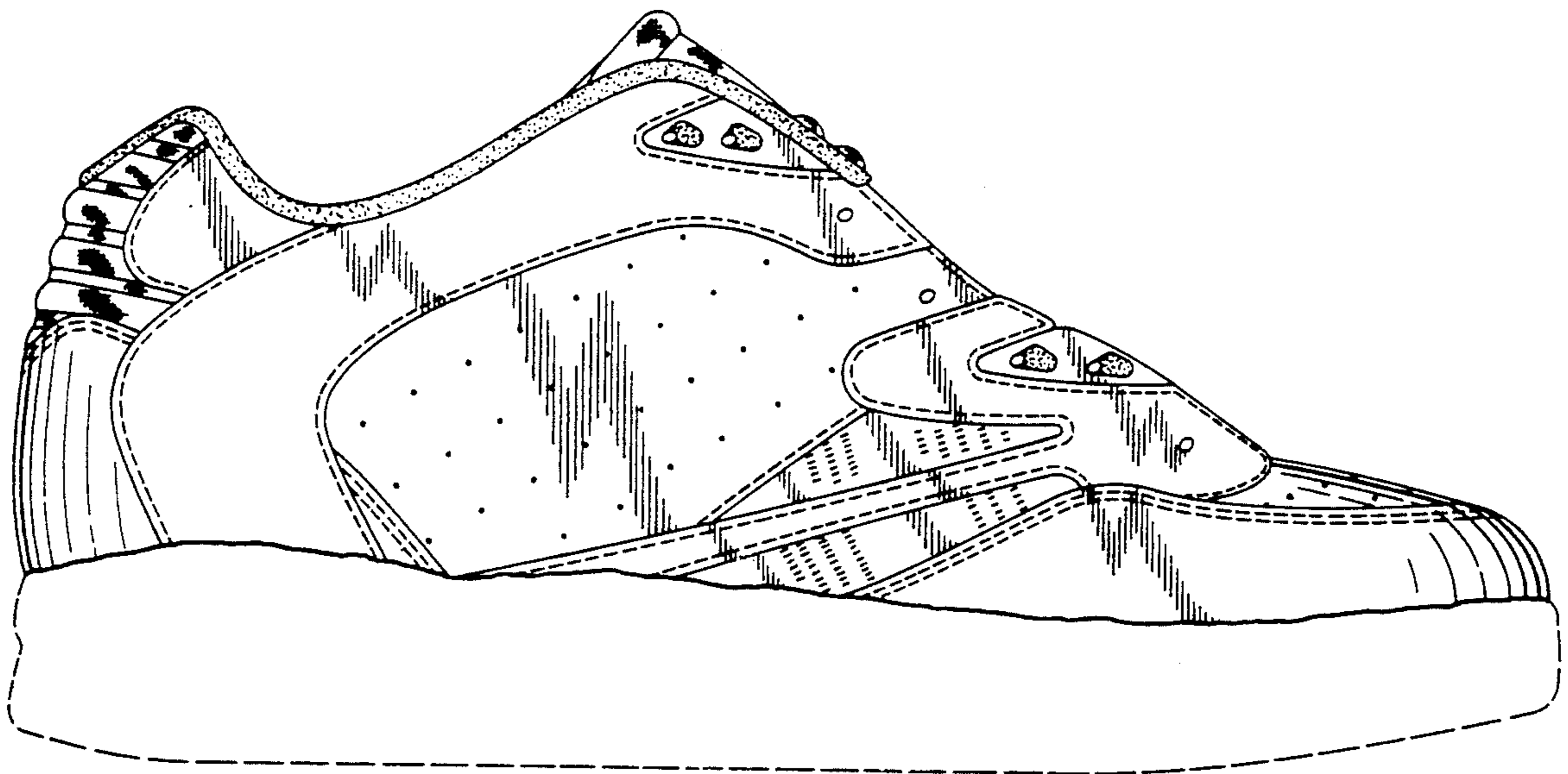
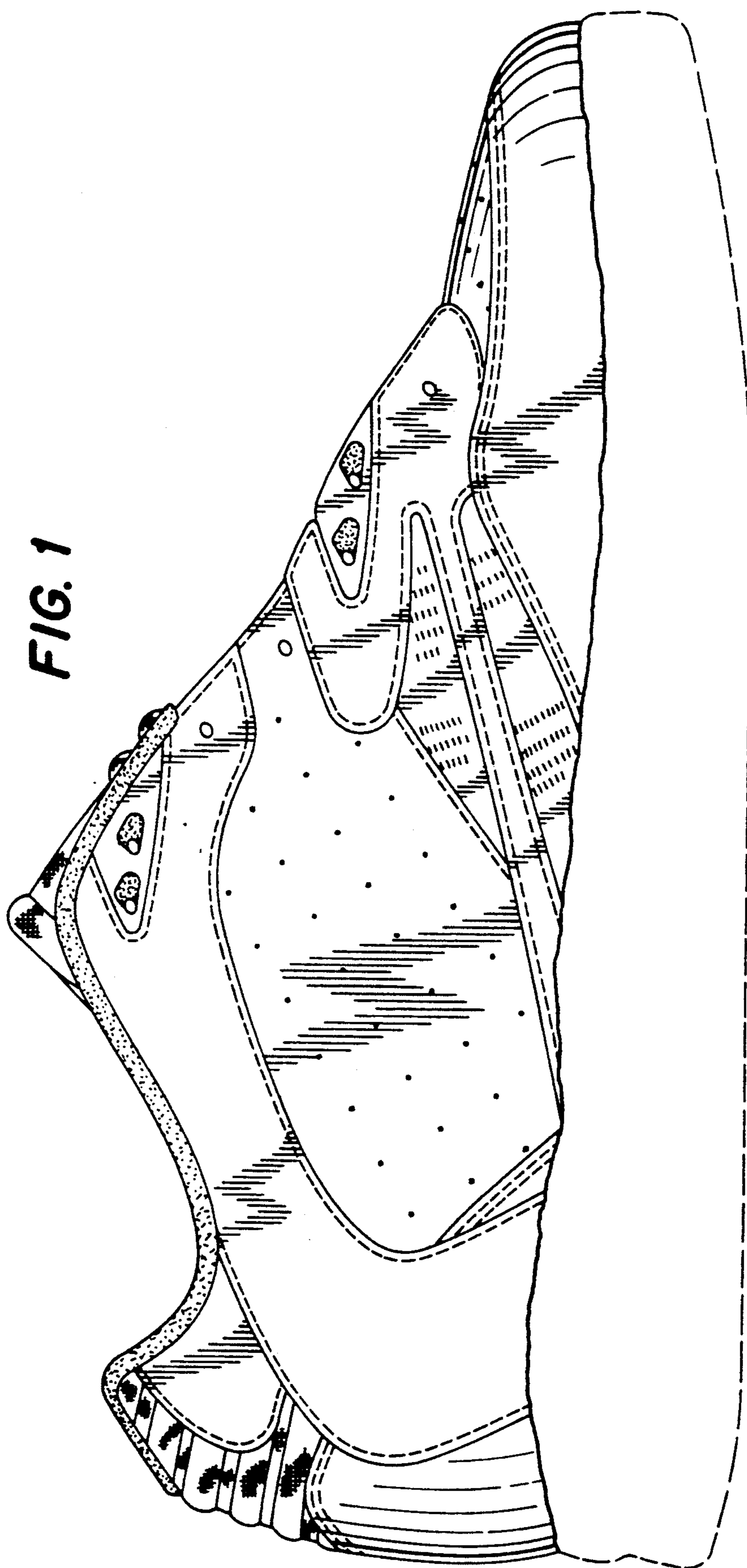


FIG. 1



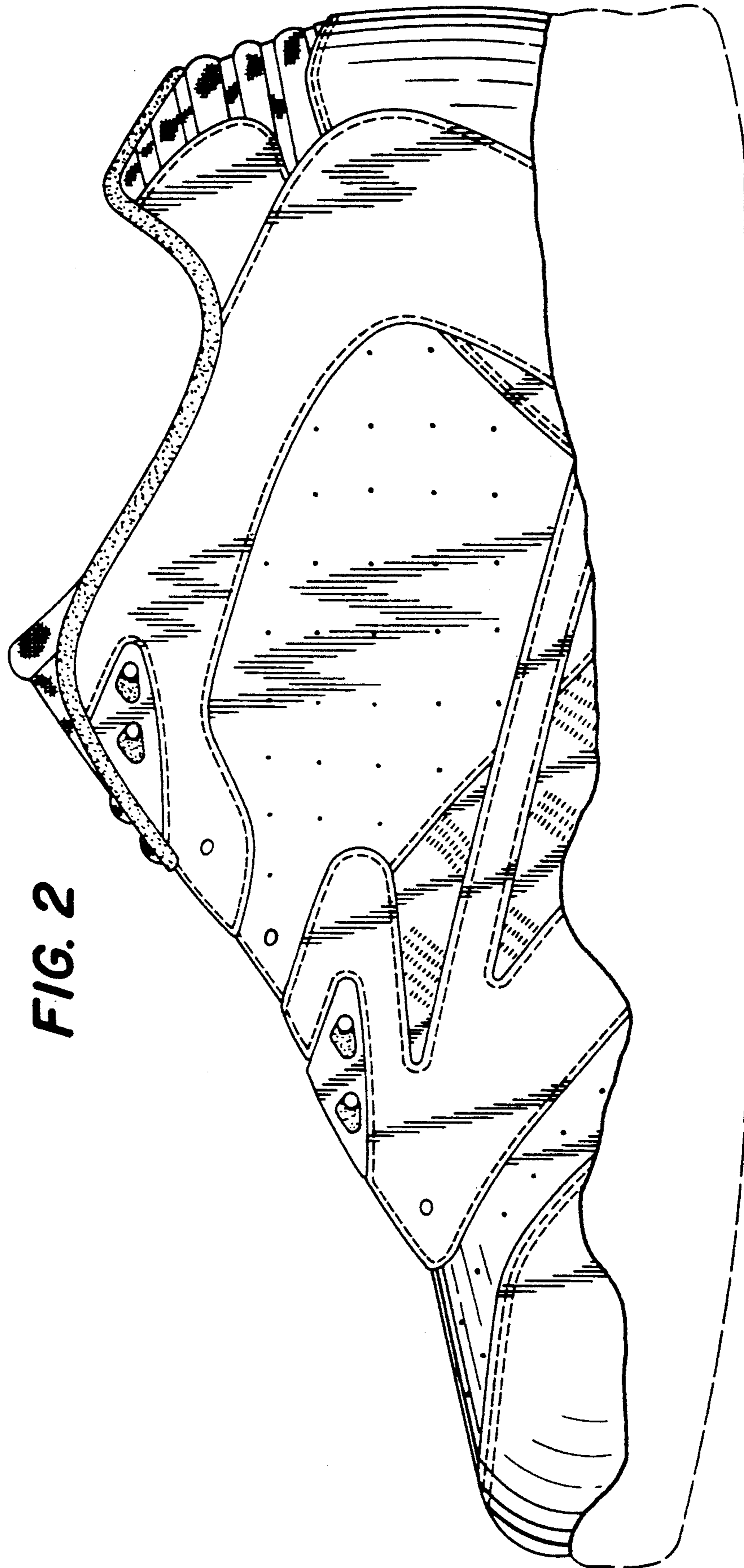


FIG. 4

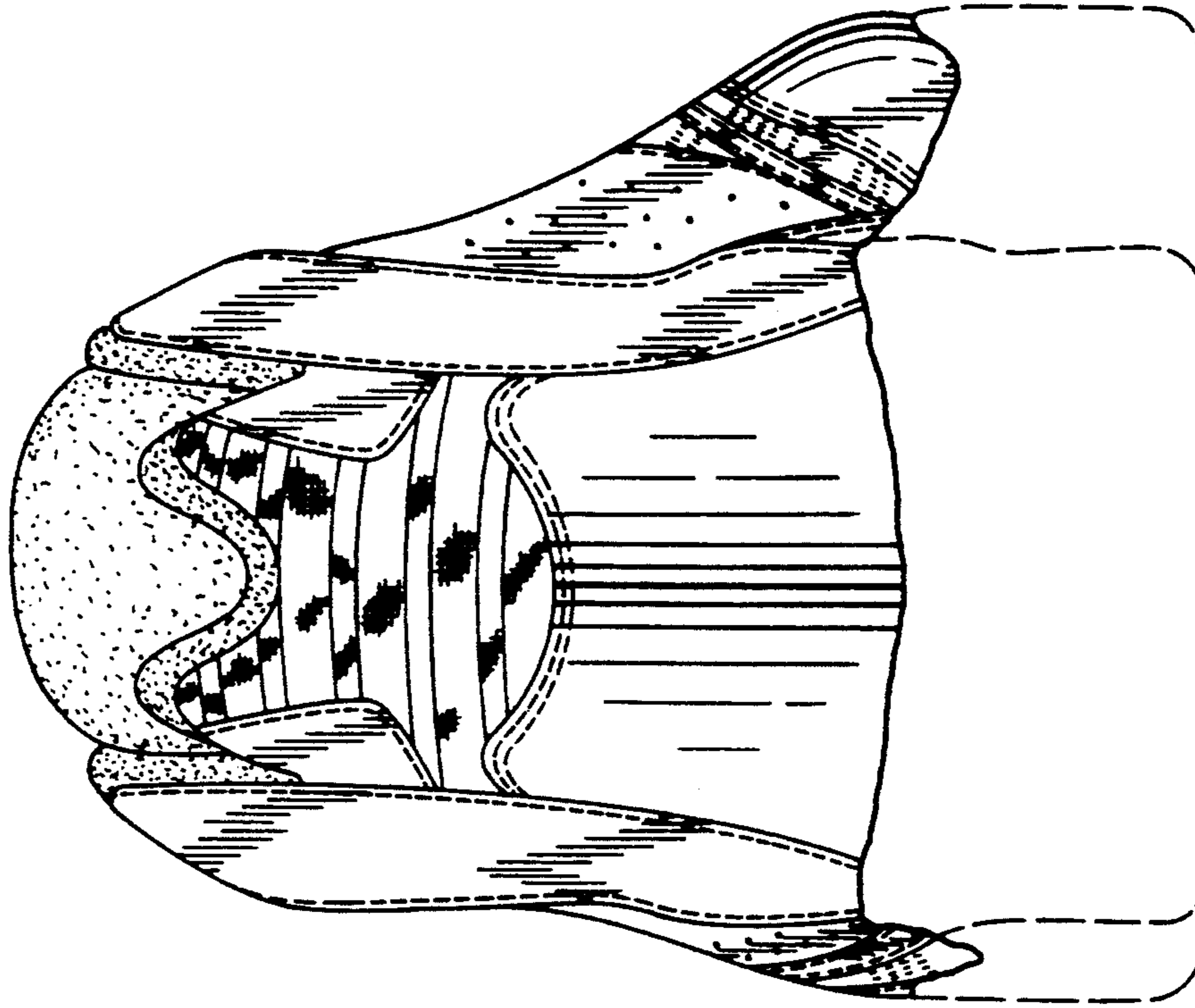


FIG. 3

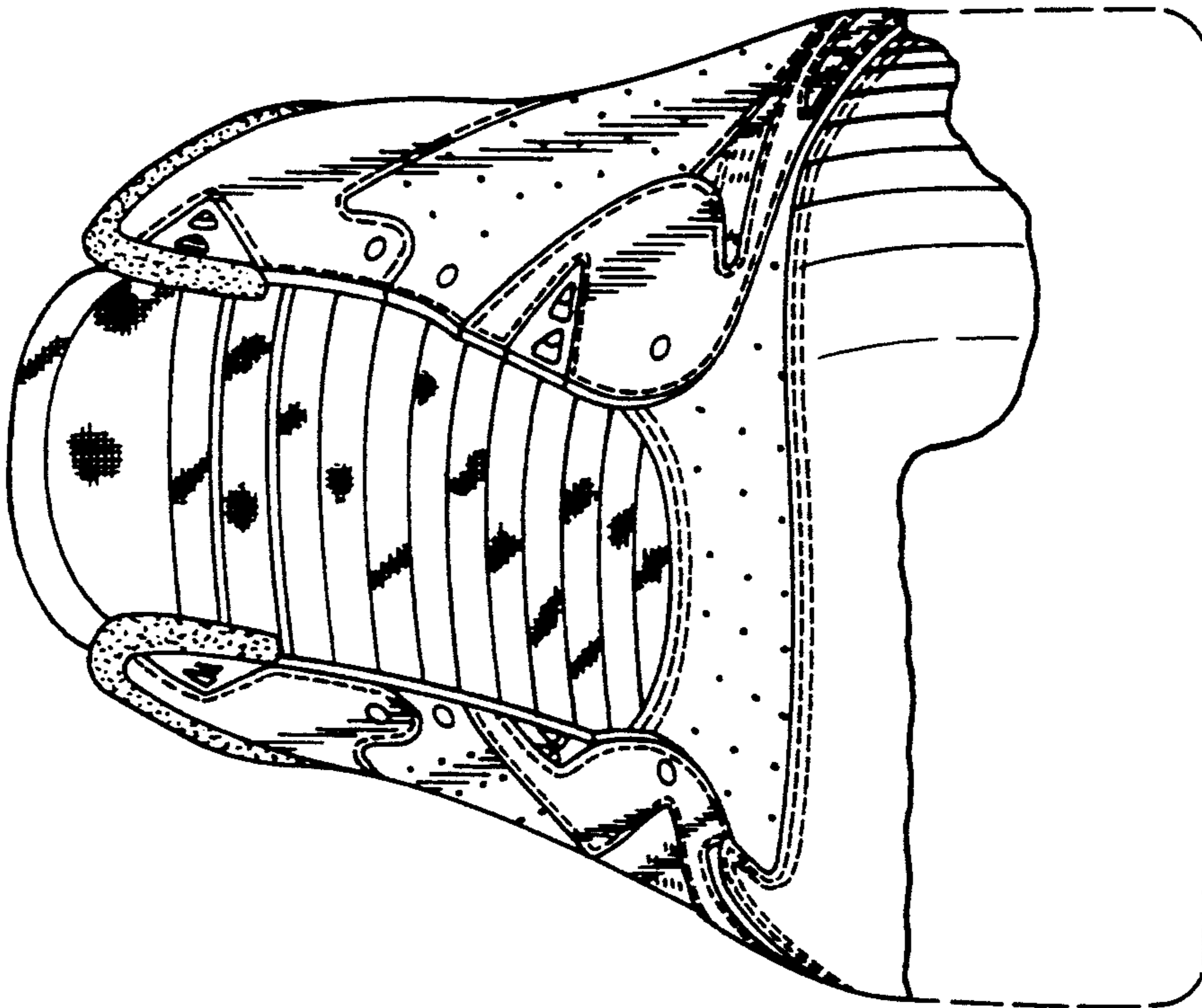


FIG. 5

