



US00D330967S

# United States Patent [19]

[11] Patent Number: **Des. 330,967**

Aveni et al.

[45] Date of Patent: **\*\* Nov. 17, 1992**

[54] **SHOE UPPER**

[75] Inventors: **Michael A. Aveni, Lake Oswego;**  
**Bruce E. Rogers, Portland, both of**  
**Oreg.**

[73] Assignees: **Nike, Inc.; Nike International Ltd.,**  
**Beaverton, Oreg.**

[\*\*] Term: **14 Years**

[21] Appl. No.: **827,808**

[22] Filed: **Jan. 28, 1992**

[52] U.S. Cl. .... **D2/314; D2/275**

[58] Field of Search ..... **D2/264, 265, 272, 275,**  
**D2/308-314; 36/45, 50, 83, 84, 89, 102-107,**  
**112-115, 132, 136**

[56] **References Cited**

**U.S. PATENT DOCUMENTS**

|            |         |                    |        |
|------------|---------|--------------------|--------|
| D. 266,286 | 9/1982  | Vernonet .....     | D2/309 |
| D. 283,173 | 4/1986  | Malone .....       | D2/309 |
| D. 283,463 | 4/1986  | Chassaing .....    | D2/310 |
| D. 284,039 | 6/1986  | Yoshitake .....    | D2/310 |
| D. 295,229 | 4/1988  | Brown et al. .     |        |
| D. 295,578 | 5/1988  | Tong .             |        |
| D. 296,036 | 6/1988  | Le .....           | D2/314 |
| D. 296,723 | 7/1988  | Diaz .             |        |
| D. 297,069 | 8/1988  | Le .               |        |
| D. 297,382 | 8/1988  | Swett .            |        |
| D. 297,587 | 9/1988  | Selbiger .         |        |
| D. 299,784 | 2/1989  | Brown et al. .     |        |
| D. 300,181 | 3/1989  | Jimenez .          |        |
| D. 300,282 | 3/1989  | Brown et al. ....  | D2/914 |
| D. 300,983 | 5/1989  | Le .               |        |
| D. 305,379 | 1/1990  | Brown et al. .     |        |
| D. 309,667 | 8/1990  | Aveni .            |        |
| D. 309,824 | 8/1990  | Aveni .            |        |
| D. 310,442 | 9/1990  | Hatfield .         |        |
| D. 312,527 | 12/1990 | Hatfield .         |        |
| D. 312,916 | 12/1990 | Hatfield .....     | D2/314 |
| D. 312,919 | 12/1990 | Aveni .            |        |
| D. 313,498 | 1/1991  | Aveni .            |        |
| D. 314,079 | 1/1991  | Aveni .....        | D2/314 |
| D. 315,055 | 3/1991  | Rogers et al. .... | D2/314 |
| D. 315,441 | 3/1991  | Hatfield .....     | D2/314 |
| D. 316,624 | 5/1991  | Hatfield .....     | D2/314 |
| D. 317,823 | 7/1991  | Hatfield .....     | D2/314 |
| D. 317,825 | 7/1991  | Rogers .....       | D2/314 |

|            |         |                    |        |
|------------|---------|--------------------|--------|
| D. 320,883 | 10/1991 | Aveni .....        | D2/314 |
| D. 322,712 | 12/1991 | Aveni .....        | D2/314 |
| D. 324,132 | 2/1992  | Rogers .....       | D2/314 |
| D. 325,665 | 4/1992  | Kittle et al. .... | D2/314 |
| D. 325,666 | 4/1992  | Earle et al. ....  | D2/314 |
| 4,282,657  | 8/1981  | Antonious .....    | 36/50  |

**OTHER PUBLICATIONS**

- Nike 1991 Fall Catalog, Published Dec. 1990, pp. 34, 38, 40, 64, and 82.
- Nike 1991 Spring Catalog, Published Jun. 1990, pp. 8, 12, 28, 30, 38, 54, 56, 60, 62, and 68.
- Nike 1990 Fall Catalog, Published Dec. 1989, pp. 8, 14, 30, 32, 56, and 58.
- Nike 1990 Spring Catalog, Published Jun. 1989, pp. 14, 22, 24, 56, 60, and 72.
- Nike 1989 Fall Catalog, Published Dec. 1988, pp. 26 and 54.
- Nike 1989 Spring Catalog, Published Jun. 1988, pp. 8 and 62.
- Nike 1988 Fall Catalog, Published Dec. 1987, pp. 28 and 60.

*Primary Examiner*—Louis S. Zarfes  
*Attorney, Agent, or Firm*—Banner, Birch, McKie & Beckett

[57] **CLAIM**

The ornamental design for a shoe upper, as shown and described.

**DESCRIPTION**

FIG. 1 is a side elevational view of one side of a shoe upper showing our new design;

FIG. 2 is a side elevational view of the other side of the shoe upper shown in FIG. 1;

FIG. 3 is a cross-sectional view as shown in Section 3—3 of FIG. 2;

FIG. 4 is a front elevational view of the shoe upper shown in FIG. 1;

FIG. 5 is a rear elevational view of the shoe upper shown in FIG. 1; and,

FIG. 6 is a top plan view of the shoe upper shown in FIG. 1.

The broken line showing of a shoe sole, including the cupped vertical sides of the sole, is for illustrative purposes only and forms no part of the claimed design.

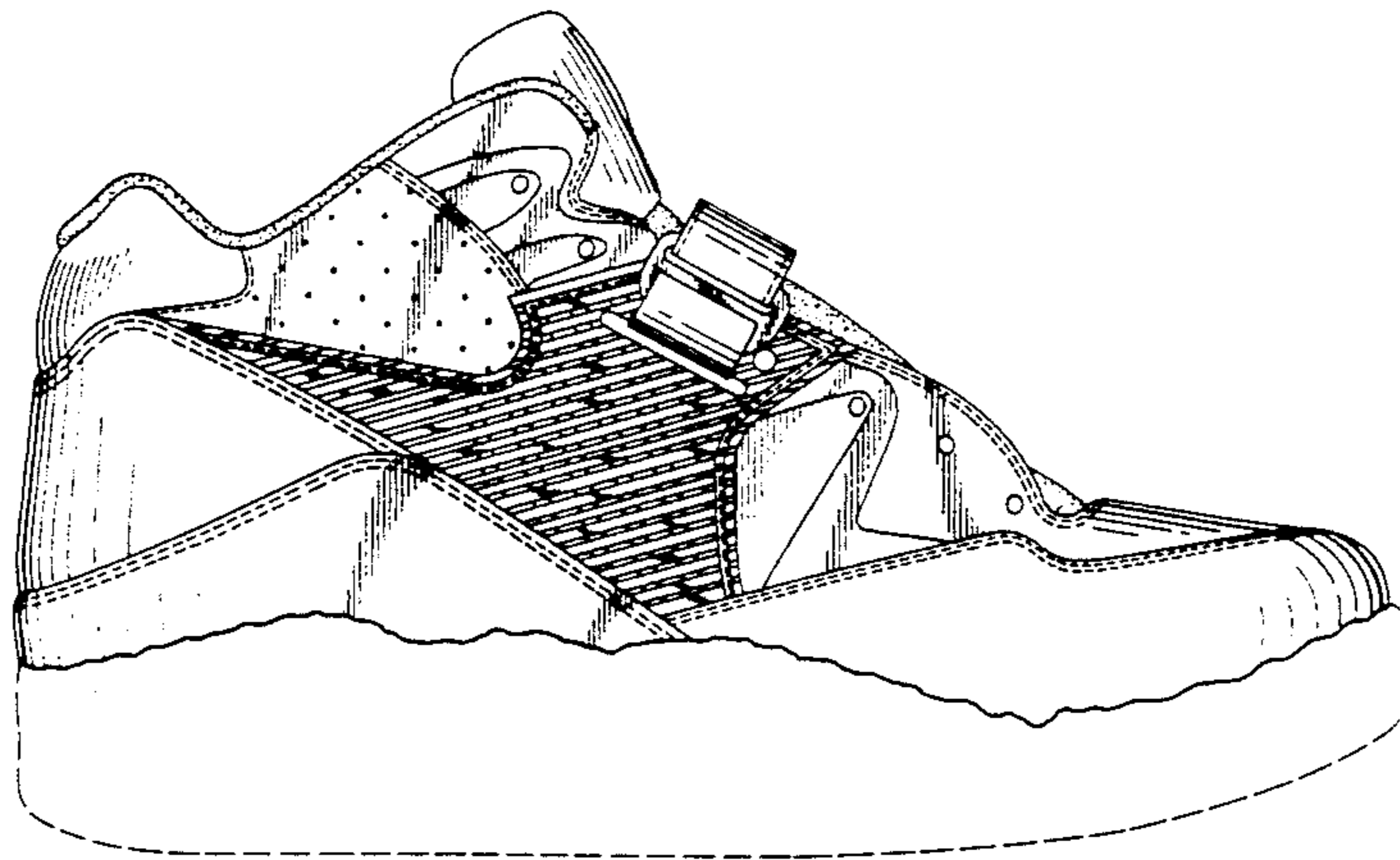
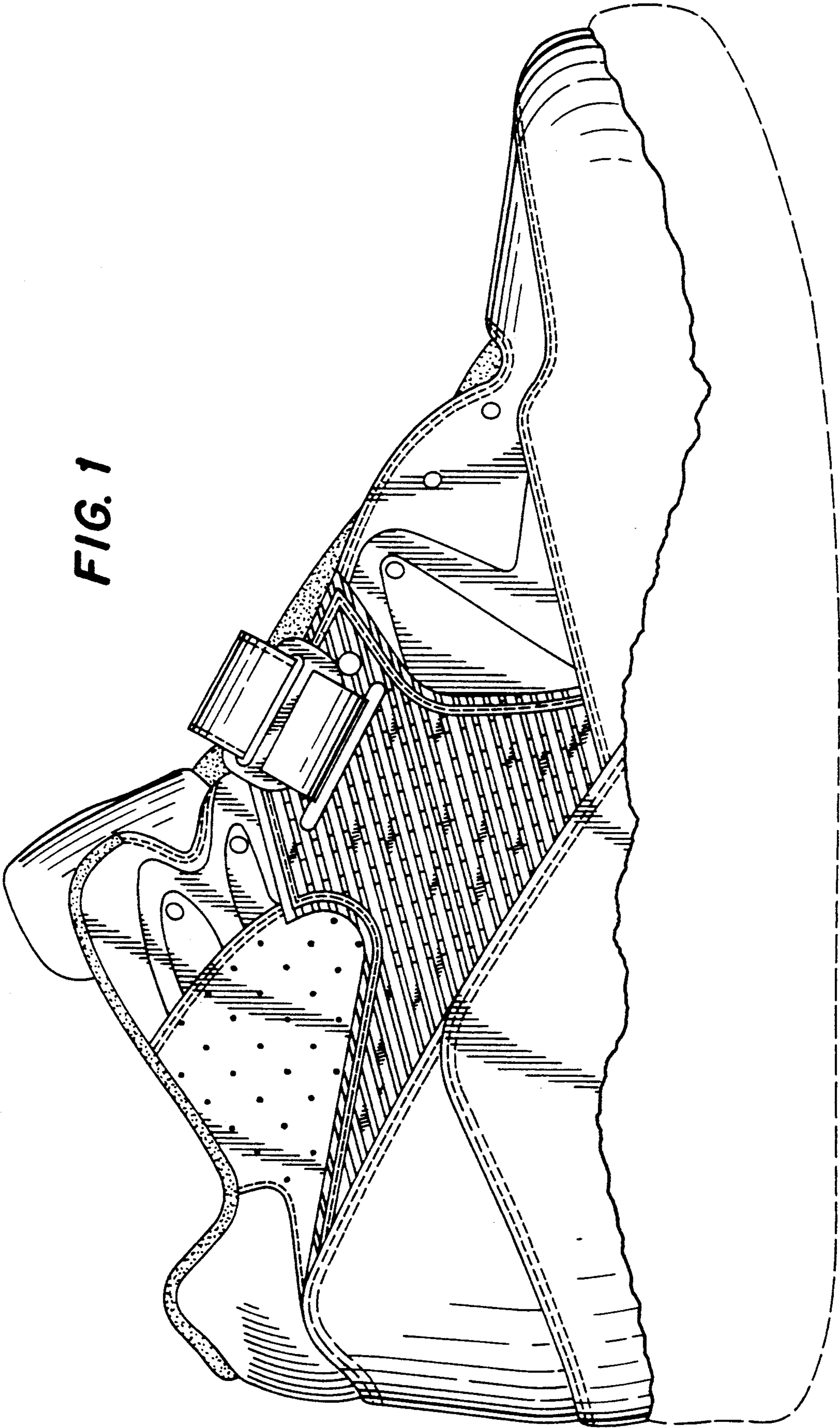


FIG. 1



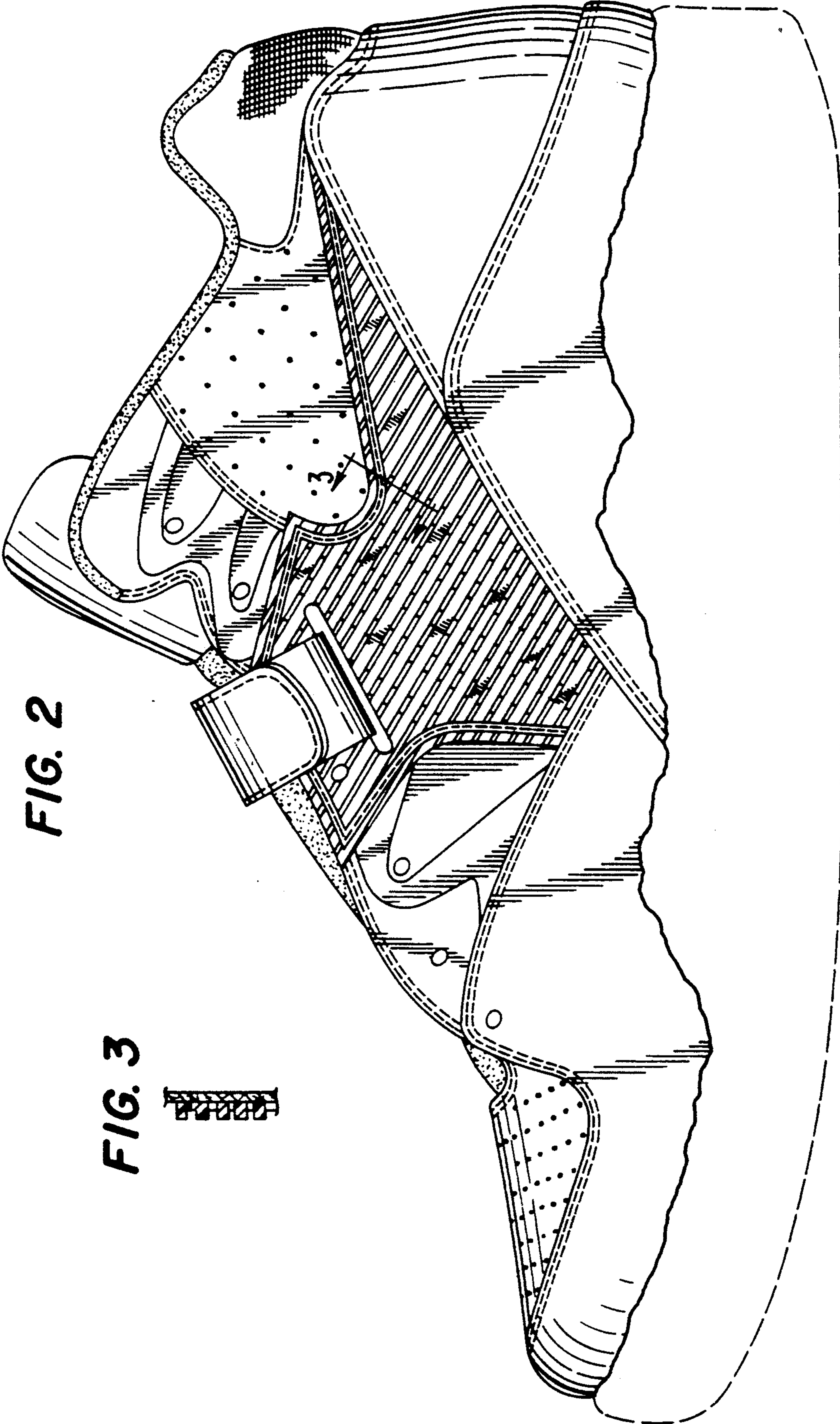
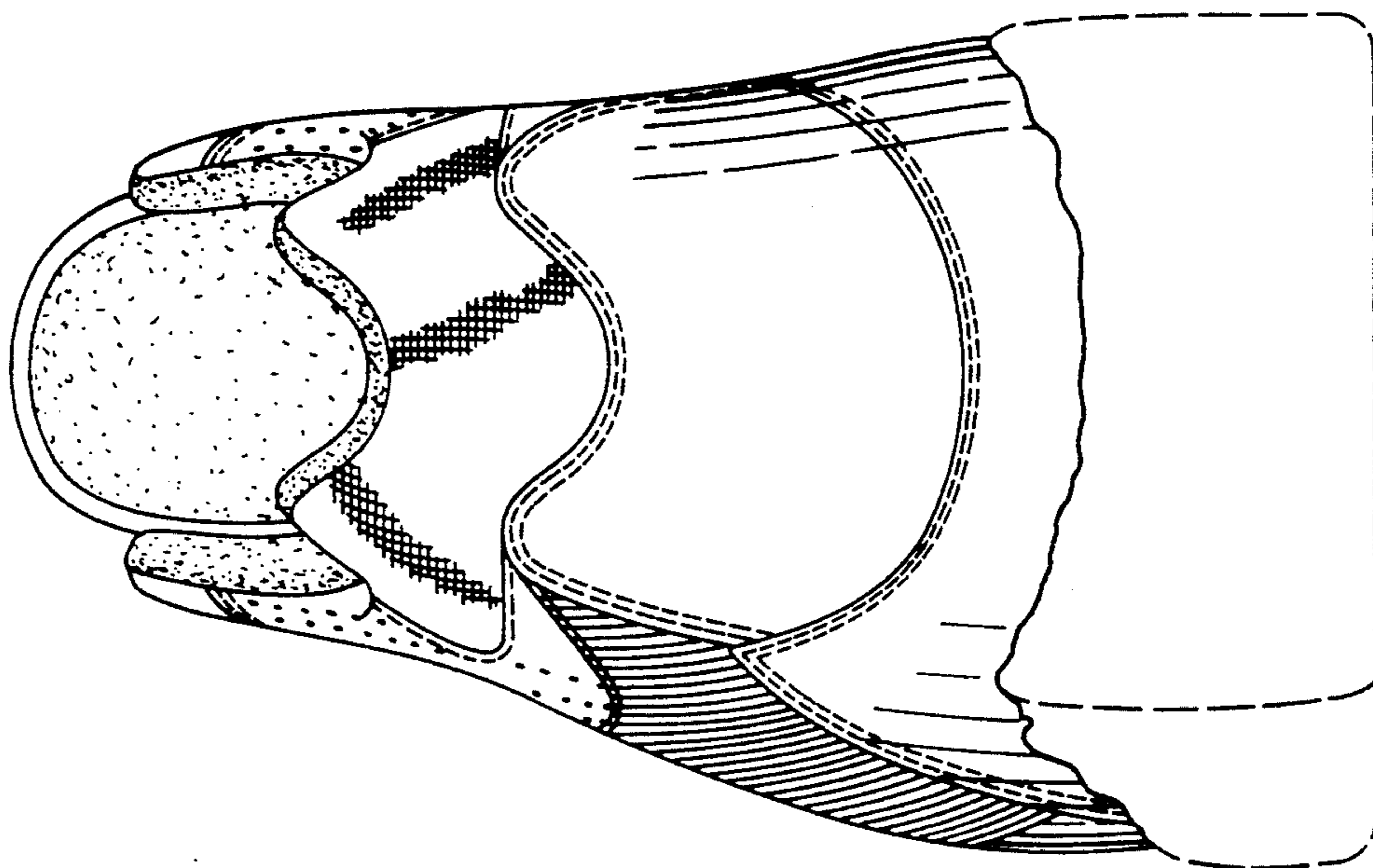


FIG. 2

FIG. 3



**FIG. 5**



**FIG. 4**

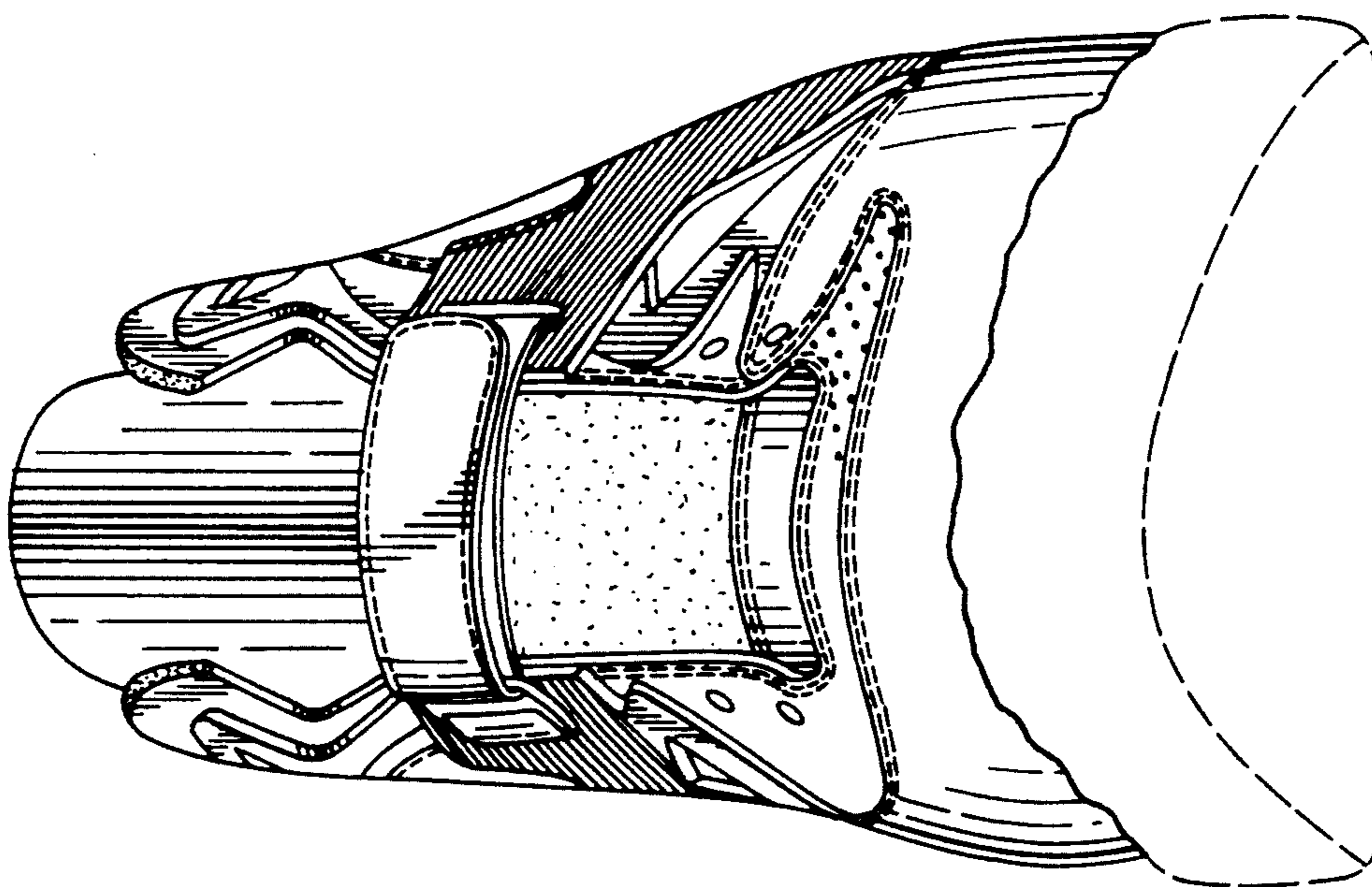


FIG. 6

