



US00D330966S

United States Patent [19]
Aveni

[11] **Patent Number: Des. 330,966**
[45] **Date of Patent: ** Nov. 17, 1992**

- [54] **ELEMENT OF A SHOE UPPER**
- [75] **Inventor: Michael A. Aveni, Lake Oswego, Oreg.**
- [73] **Assignee: Nike, Inc., Beaverton, Oreg.**
- [**] **Term: 14 Years**
- [21] **Appl. No.: 642,917**
- [22] **Filed: Jan. 18, 1991**
- [52] **U.S. Cl. D2/314**
- [58] **Field of Search D2/264, 265, 272, 277, D2/308-314; 36/45, 50, 83, 84, 89, 102-107, 112-115, 132, 136**

- [56] **References Cited**
- U.S. PATENT DOCUMENTS**
- D. 321,972 12/1991 Konarowski D2/314
- D. 325,463 4/1992 Rogers D2/314

OTHER PUBLICATIONS

Pp. 34, 40 and 62 of the Spring 1989 Nike catalog.

P. 58 of the Fall 1989 Nike catalog.
Pp. 22, 24, 26, 52 and 116 of the Spring 1990 catalog.

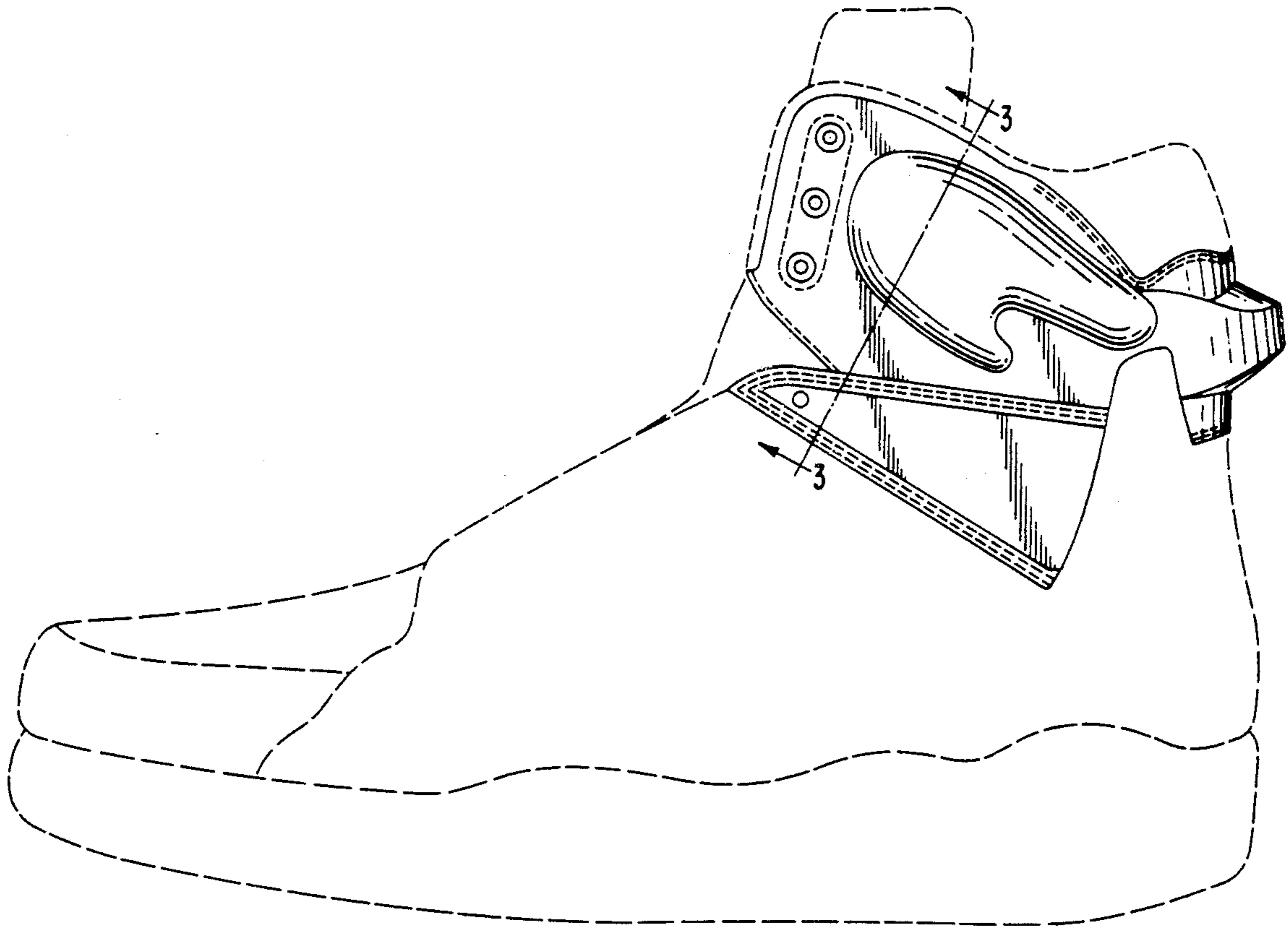
Primary Examiner—Louis S. Zarfes
Attorney, Agent, or Firm—Banner, Birch, McKie & Beckett

[57] **CLAIM**

The ornamental design for an element of a shoe upper, as shown and described.

DESCRIPTION

FIG. 1 is a side elevational view of an element of a shoe upper showing my new design;
FIG. 2 is a side elevational view of the other side of the element of a shoe upper;
FIG. 3 is a cross sectional view taken along line 3—3 of FIG. 1;
FIG. 4 is a rear elevational view of the element of a shoe upper; and,
FIG. 5 is a top plan view of the element of a shoe upper. The broken lines showing the sole and upper portion of the shoe are for illustrative purposes and in FIGS. 1, 2, 4 and 5 form no part of the claimed design.



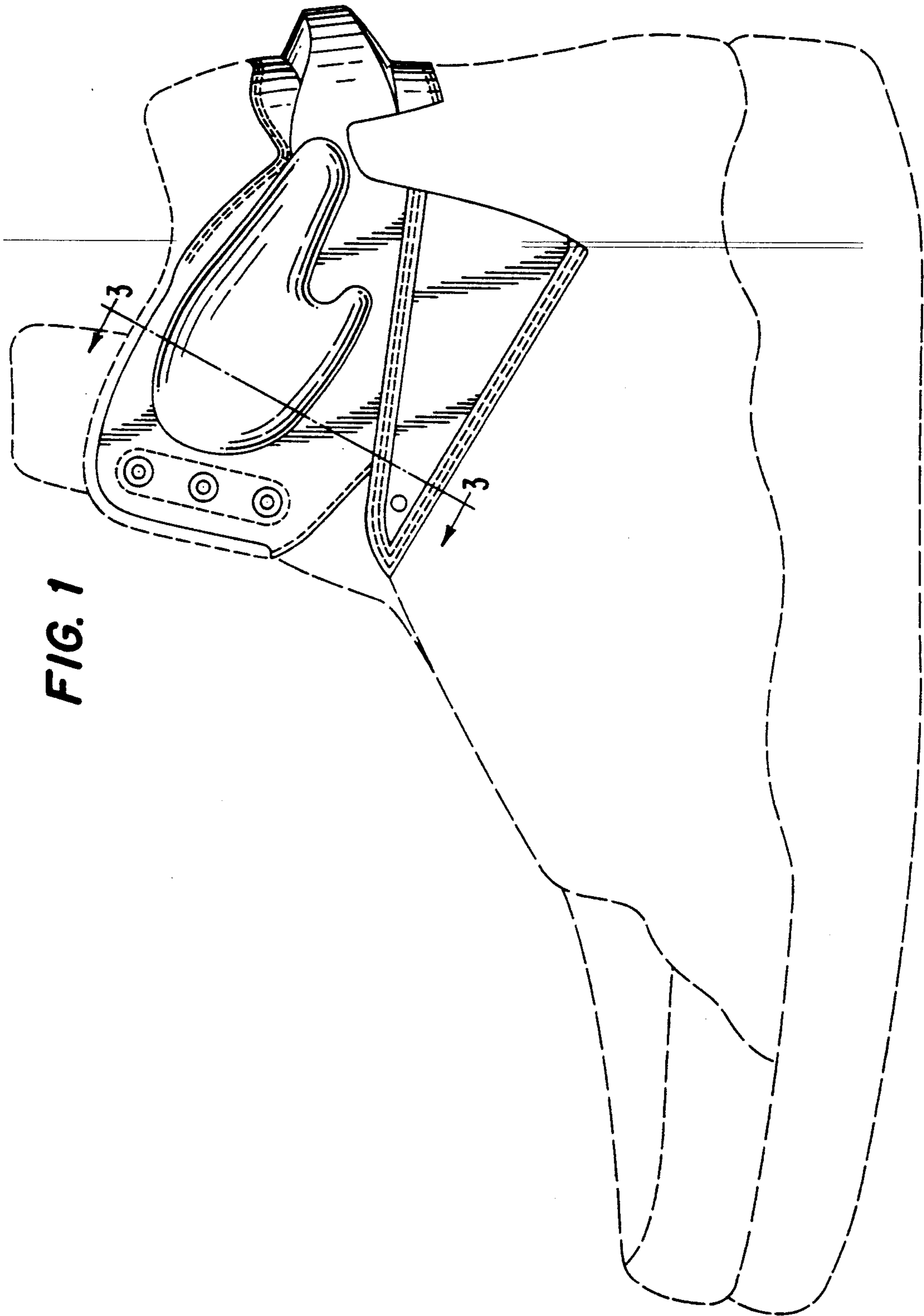


FIG. 1

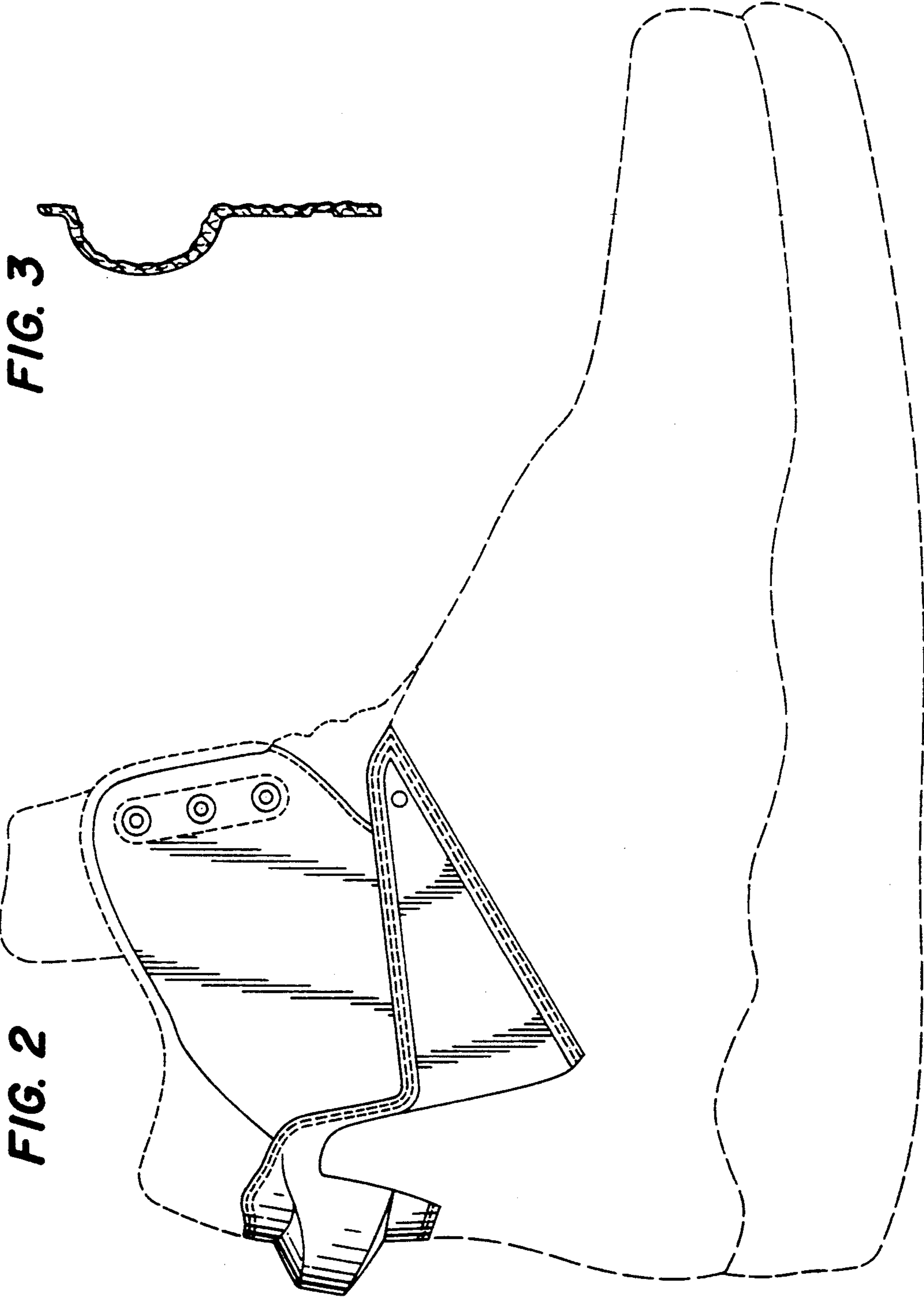


FIG. 3

FIG. 2

FIG. 4

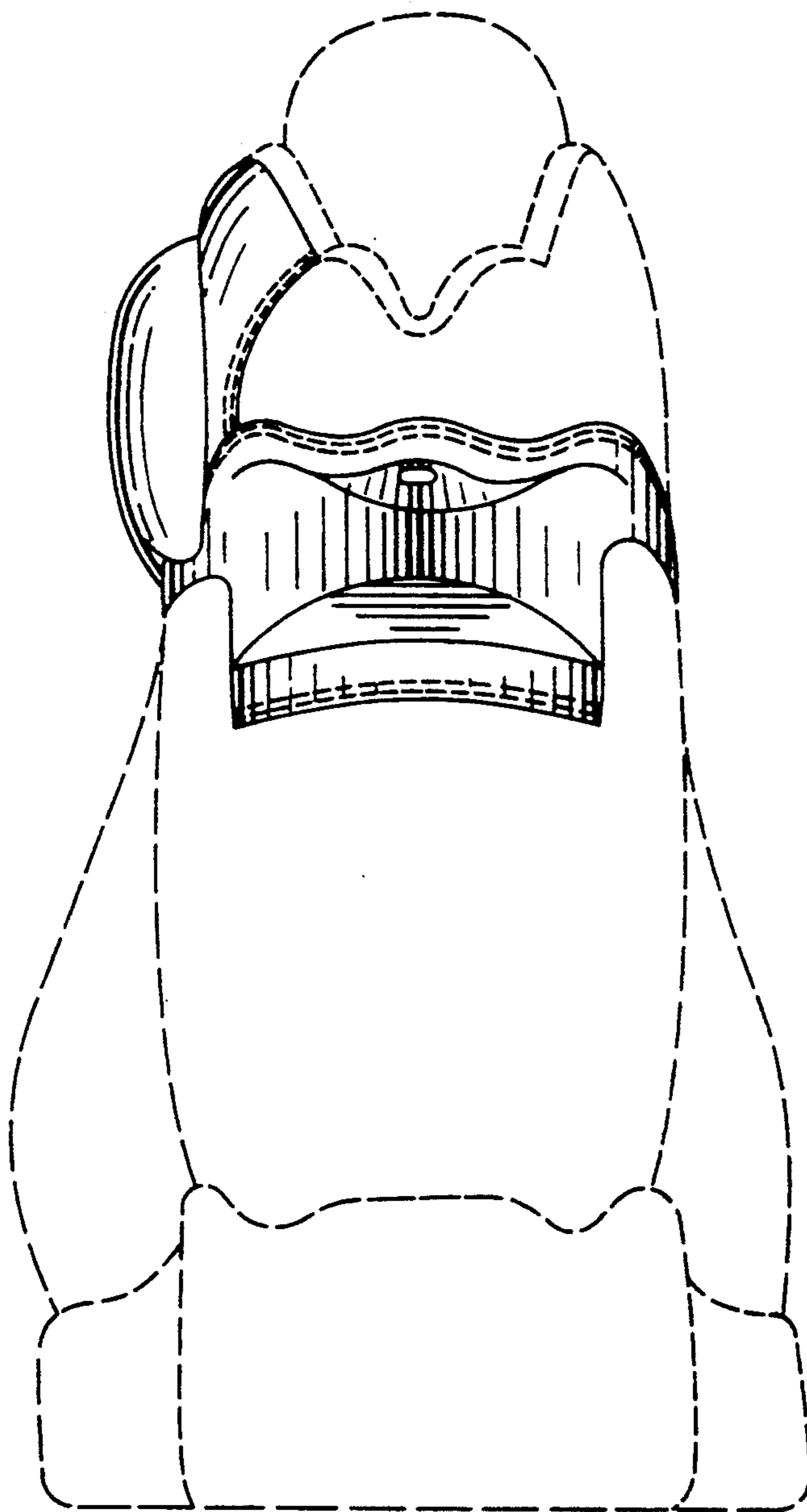


FIG. 5

