



US00D330959S

United States Patent [19]

[11] Patent Number: **Des. 330,959**

Apter et al.

[45] Date of Patent: **** Nov. 10, 1992**

[54] **HAND TRUCK**

[75] Inventors: **Allen Apter; Carl Apter**, both of Ambler; **Lee Smeltz**, Telford; **Ray Hernandez**, Bethlehem, all of Pa.

[73] Assignee: **Wesco Manufacturing Company**, Lansdale, Pa.

[**] Term: **14 Years**

[21] Appl. No.: **564,985**

[22] Filed: **Aug. 9, 1990**

[52] U.S. Cl. **D34/26; D34/24**

[58] Field of Search **D34/12, 24, 25, 26; 280/47.12, 47.27, 47.29, 47.24, 34, 5.32, 10, 47.33**

2,827,190	3/1958	Spitzmesser	214/621
2,922,658	1/1960	Manahan	280/47.29
2,949,314	8/1960	Strohmaier	280/36
3,075,662	1/1963	Da Prato et al.	214/375
3,642,301	2/1972	Crawford	280/47.12
3,661,414	5/1972	Roth	294/59
3,791,542	2/1974	Mauch	214/370
4,335,990	6/1982	Apter et al.	414/457
4,653,765	3/1987	Smalley et al.	280/47.2
4,756,540	7/1988	Crawford	280/47.21

Primary Examiner—**Kay H. Chin**
 Attorney, Agent, or Firm—**Panitch Schwarze Jacobs & Nadel**

[57] CLAIM

The ornamental design for a hand truck, as shown and described.

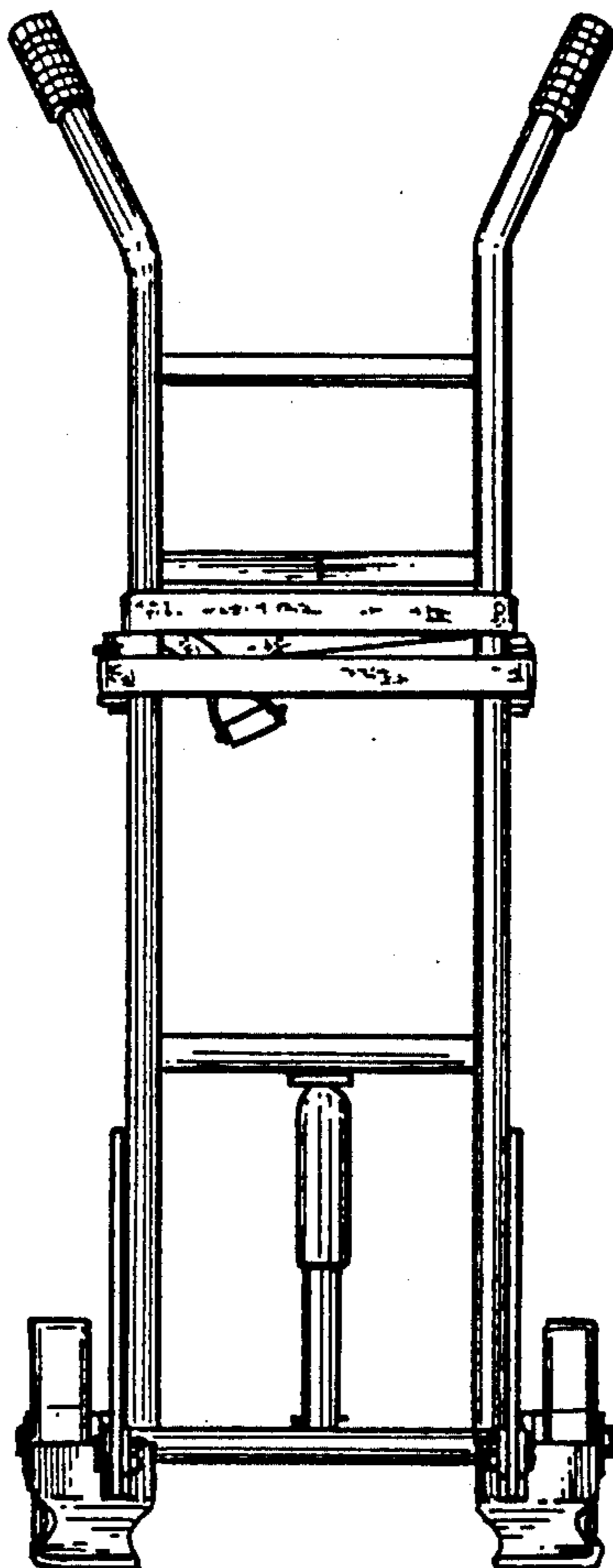
DESCRIPTION

FIG. 1 is a front elevational view of a hand truck showing our new design;
 FIG. 2 is a bottom plan view thereof;
 FIG. 3 is a rear elevational view thereof;
 FIG. 4 is a left side elevational view thereof, the right side elevational view being a mirror image of that shown; and,
 FIG. 5 is a top plan view thereof.

[56] **References Cited**

U.S. PATENT DOCUMENTS

D. 166,005	2/1952	Summerhill	D14/3
1,274,152	7/1918	Ellis	200/47.12
1,738,096	12/1929	Cole	414/448
1,866,887	7/1932	Gleason et al.	280/47.12
2,222,142	11/1940	Doty	280/56
2,385,514	9/1945	Hawkins	280/5.32
2,710,106	6/1955	Hanson	214/383
2,820,643	1/1958	Cohn	280/34



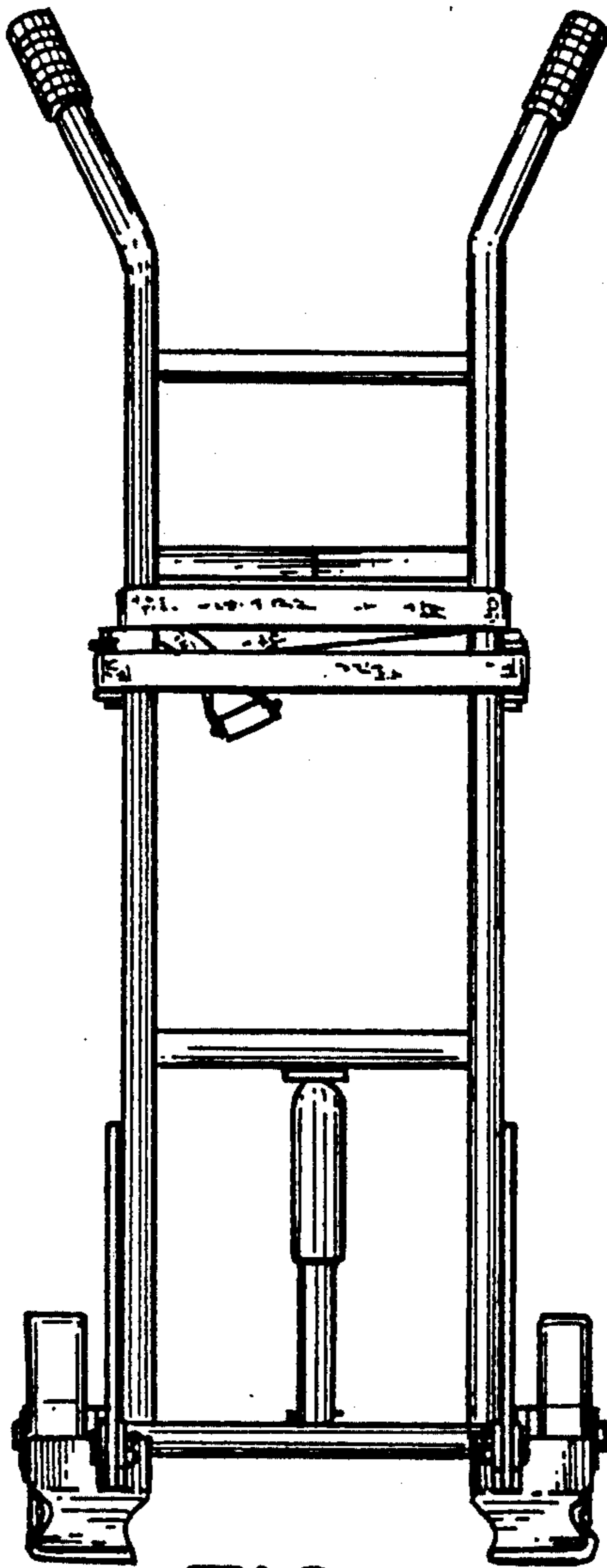


FIG. 1

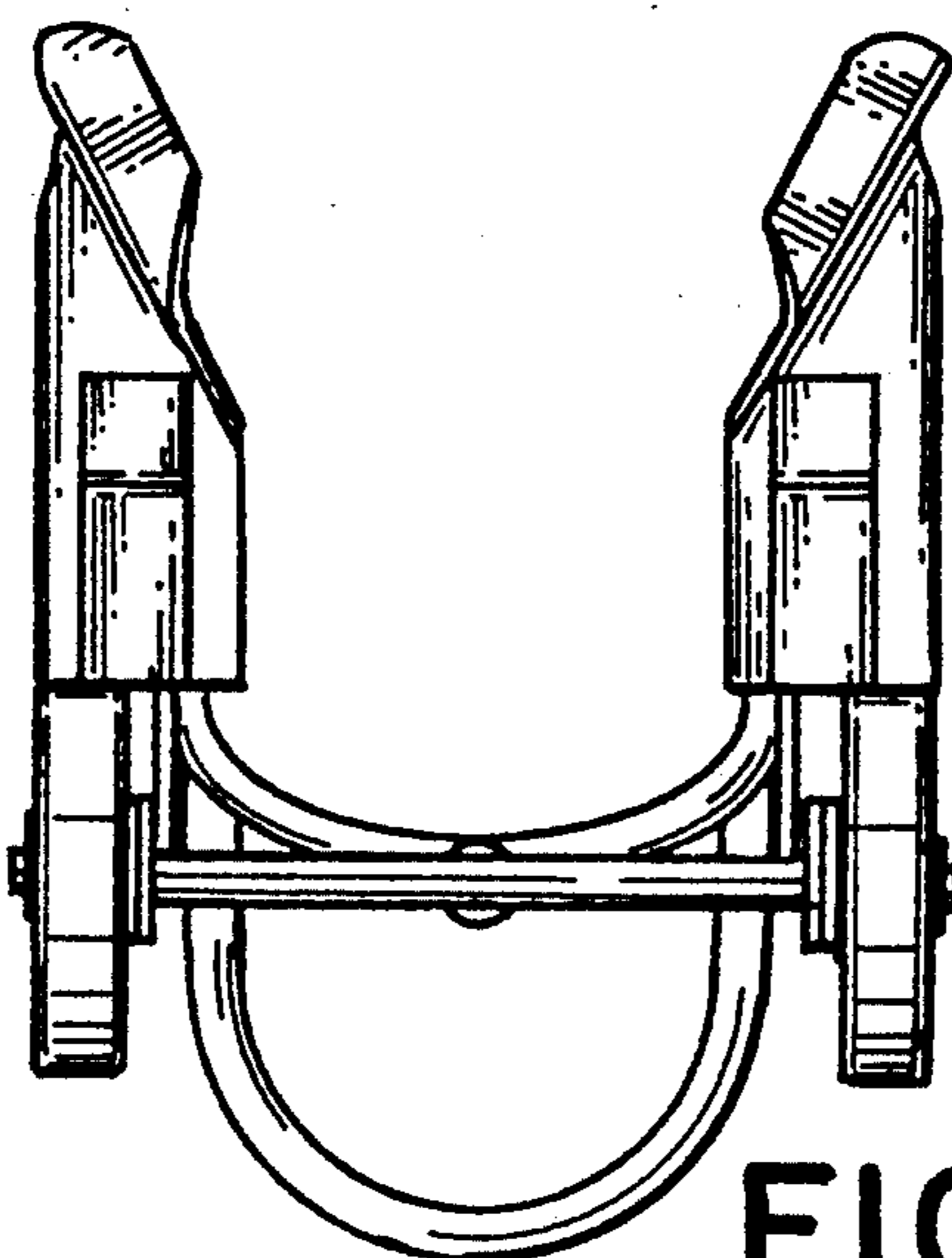


FIG. 2

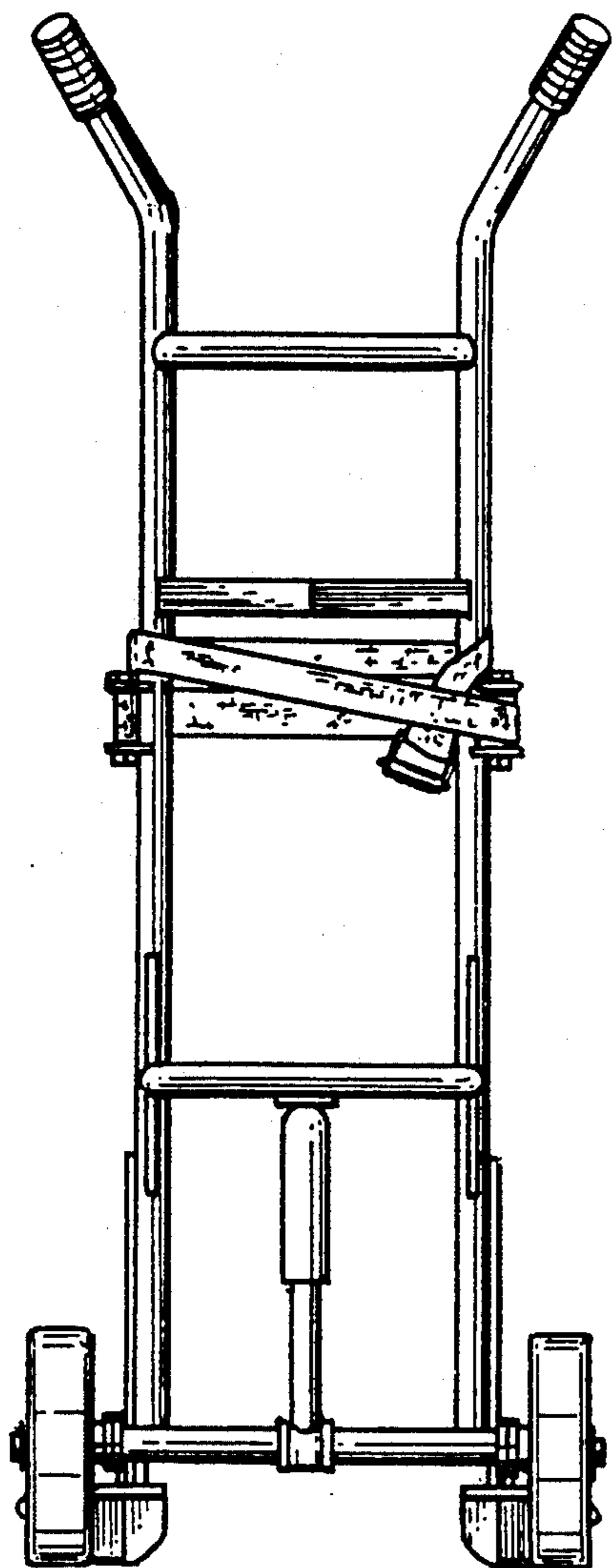


FIG. 3

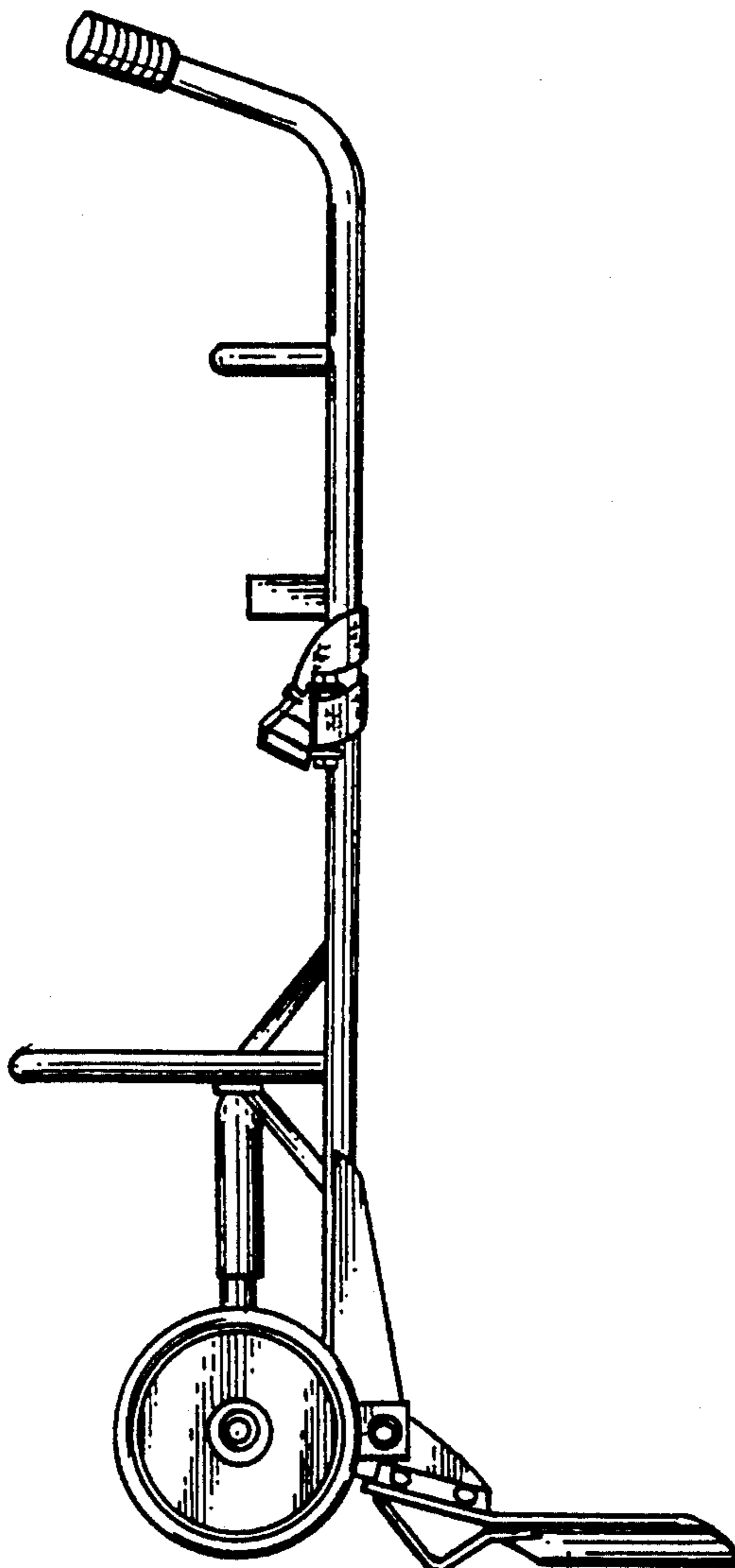


FIG. 4

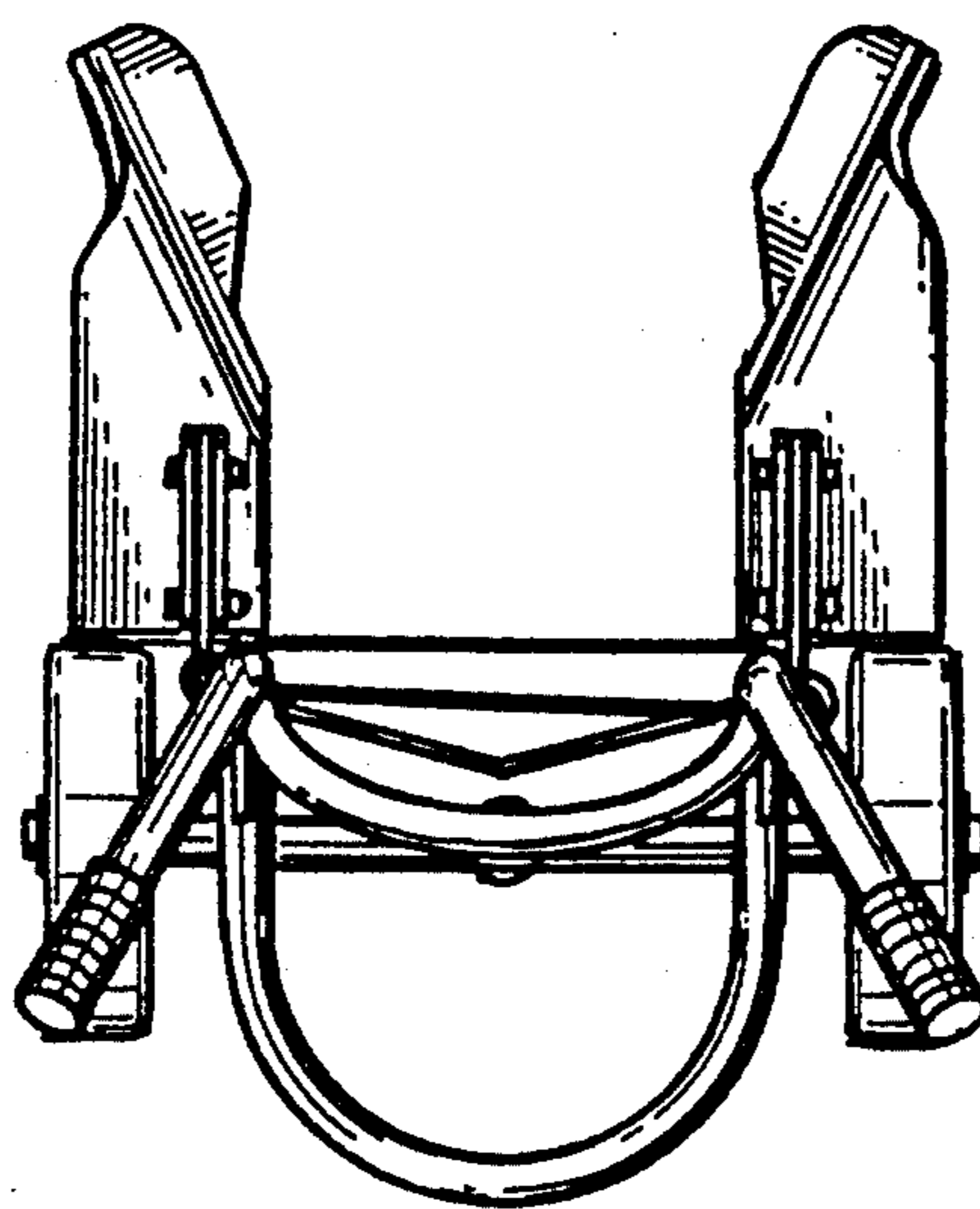


FIG. 5