



US00D330946S

United States Patent [19] Dieperink

[11] Patent Number: **Des. 330,946**

[45] Date of Patent: **** Nov. 10, 1992**

[54] **LUMINAIRE**

[75] Inventor: **Menno Dieperink, Amsterdam, Netherlands**

[73] Assignee: **U.S. Philips Corporation, New York, N.Y.**

[*] Notice: The portion of the term of this patent subsequent to Jul. 14, 2006 has been disclaimed.

[**] Term: **14 Years**

[21] Appl. No.: **510,801**

[22] Filed: **Apr. 18, 1990**

[30] **Foreign Application Priority Data**

Oct. 30, 1989 [WO] World Int. Prop. O. ... DM/014.914

[52] U.S. Cl. **D26/77**

[58] Field of Search **D26/72-92; 362/147, 404, 432, 217, 222, 223, 362**

[56] **References Cited**

U.S. PATENT DOCUMENTS

- D. 123,757 12/1940 Dreyfuss D26/76
- D. 128,478 7/1941 Carter, Jr. D26/91
- D. 128,961 8/1941 Hrabak D26/77
- D. 195,529 6/1963 Florence D26/76
- D. 301,278 5/1989 Hughes et al. D26/78

OTHER PUBLICATIONS

Light & Lighting (England), Jan. 1954, p. ii, Compton Louvre Lighting Fixture.

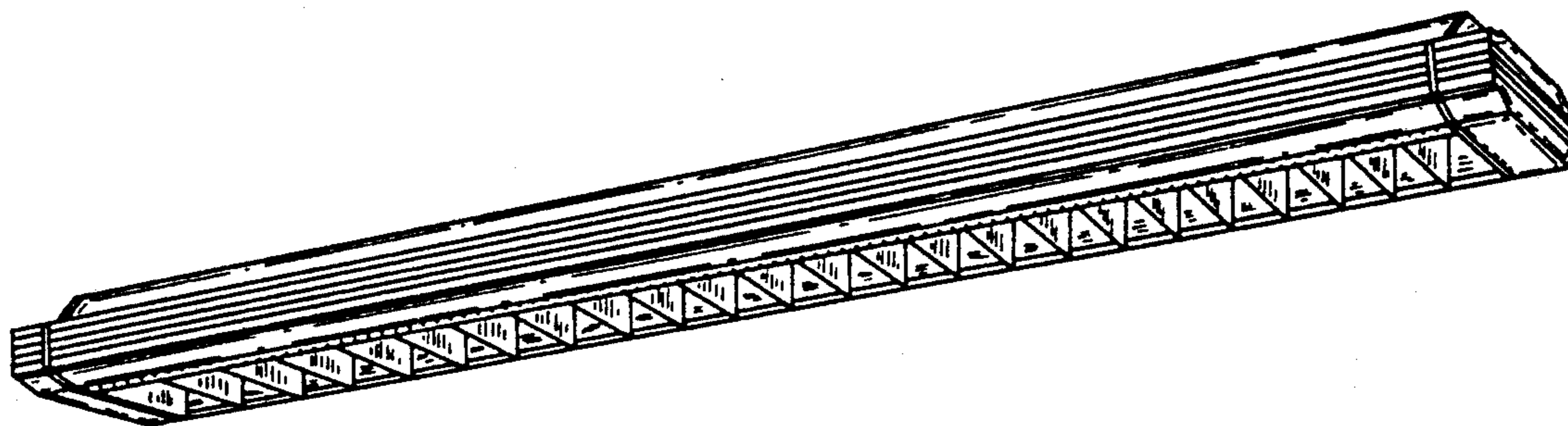
Primary Examiner—Susan J. Lucas.
Attorney, Agent, or Firm—Jack E. Haken

[57] **CLAIM**

The ornamental design for a luminaire, as shown.

DESCRIPTION

FIG. 1 is a bottom perspective view of a luminaire showing my new design;
 FIG. 2 is a front elevational view thereof;
 FIG. 3 is a rear elevational view thereof;
 FIG. 4 is a right side elevational view thereof;
 FIG. 5 is a left side elevational view thereof;
 FIG. 6 is a top plan view thereof; and,
 FIG. 7 is a bottom plan view thereof.



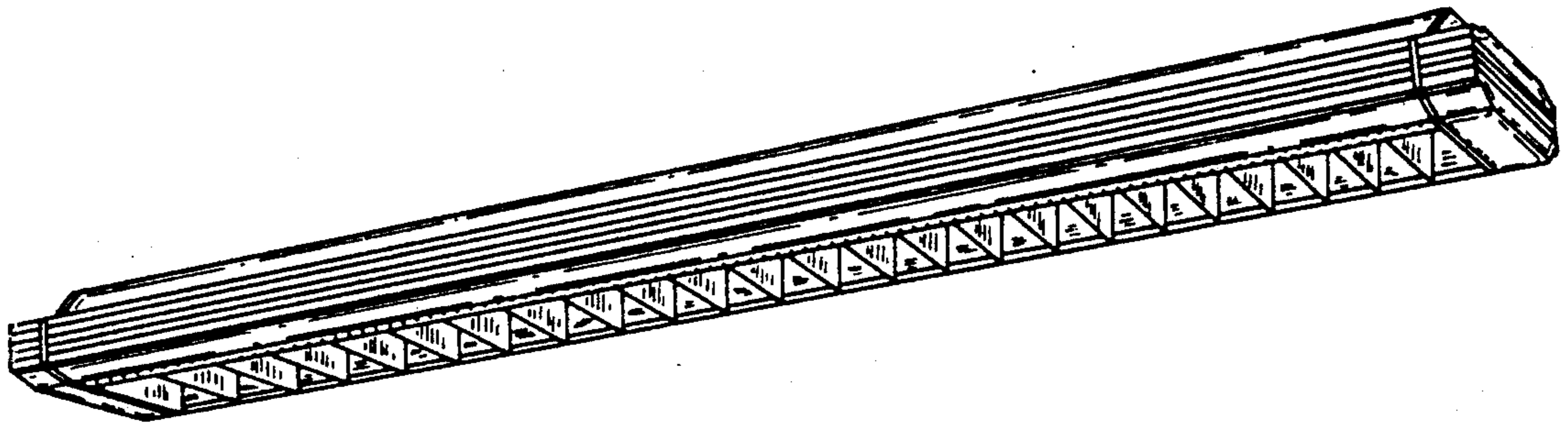


FIG. 1




FIG. 2




FIG. 3



FIG. 4



FIG. 5




FIG. 6




FIG. 7