



US00D330938S

# United States Patent [19] Sakashita

[11] Patent Number: **Des. 330,938**

[45] Date of Patent: **\*\* Nov. 10, 1992**

[54] **NIPPLE FOR A NURSING BOTTLE**

[75] Inventor: **Reiko Sakashita, Chiba, Japan**

[73] Assignee: **Otsuka Pharmaceutical Co., Ltd.,  
Tokyo, Japan**

[\*\*] Term: **14 Years**

[21] Appl. No.: **569,342**

[22] Filed: **Aug. 17, 1990**

[30] **Foreign Application Priority Data**

Feb. 19, 1990 [AU] Australia ..... 49880/90

[52] U.S. Cl. .... **D24/196**

[58] Field of Search ..... D24/193-199;  
215/11.1-11.6; 606/234-236

[56] **References Cited**

### U.S. PATENT DOCUMENTS

- D. 26,377 12/1896 Meier .
- D. 128,501 7/1941 Porthouse et al. .
- D. 215,253 9/1969 Barton et al. .
- D. 230,326 2/1974 Sofra ..... D24/196
- D. 264,380 5/1982 Chrones .
- D. 271,053 10/1983 Chrones .
- D. 271,797 12/1983 Chrones .
- D. 273,515 4/1984 Fabjancie .
- 420,651 2/1890 Fowler .
- 2,442,656 6/1948 Less ..... 128/252
- 2,584,359 2/1952 Miles ..... 128/252
- 2,661,001 12/1953 Alstadt et al. .... 128/252
- 2,707,470 5/1955 Greene ..... 128/252
- 2,708,421 5/1955 Jauch ..... 119/71
- 2,747,573 5/1956 Schaich ..... 128/252
- 2,774,500 12/1956 Budiani ..... D24/194 X

- 2,803,251 12/1955 White ..... 128/252
- 2,960,088 11/1960 Witz .
- 2,977,013 3/1961 Clemeys ..... D24/194 X
- 2,989,961 6/1961 Blanchett ..... 128/252
- 3,113,569 12/1963 Barr et al. .... 128/252
- 3,385,297 5/1968 Yazaki ..... 128/252
- 3,424,157 1/1969 Di Paolo ..... 128/252
- 3,532,242 10/1970 Tibbs ..... 215/11
- 3,593,870 7/1971 Anderson ..... D24/196 X
- 4,895,264 1/1990 Phlaphongphanich ..... 215/11.1

### FOREIGN PATENT DOCUMENTS

- 1189334 10/1959 France .
- 148382 10/1959 Japan .
- 246954 4/1965 Japan .
- 532507 5/1980 Japan .

*Primary Examiner*—Louis S. Zarfes  
*Attorney, Agent, or Firm*—Sughrue, Mion, Zinn,  
Macpeak & Seas

[57] **CLAIM**

The ornamental design for a nipple for a nursing bottle, as shown and described.

### DESCRIPTION

FIG. 1 is a perspective view of a nipple for a nursing bottle showing my new design;  
 FIG. 2 is a front elevational view;  
 FIG. 3 is a right side elevational view;  
 FIG. 4 is a top plan view;  
 FIG. 5 is a bottom plan view;  
 FIG. 6 is a cross sectional view taken on line A—A of FIG. 3; and,  
 FIG. 7 is a cross-sectional view taken on line B—B of FIG. 2.

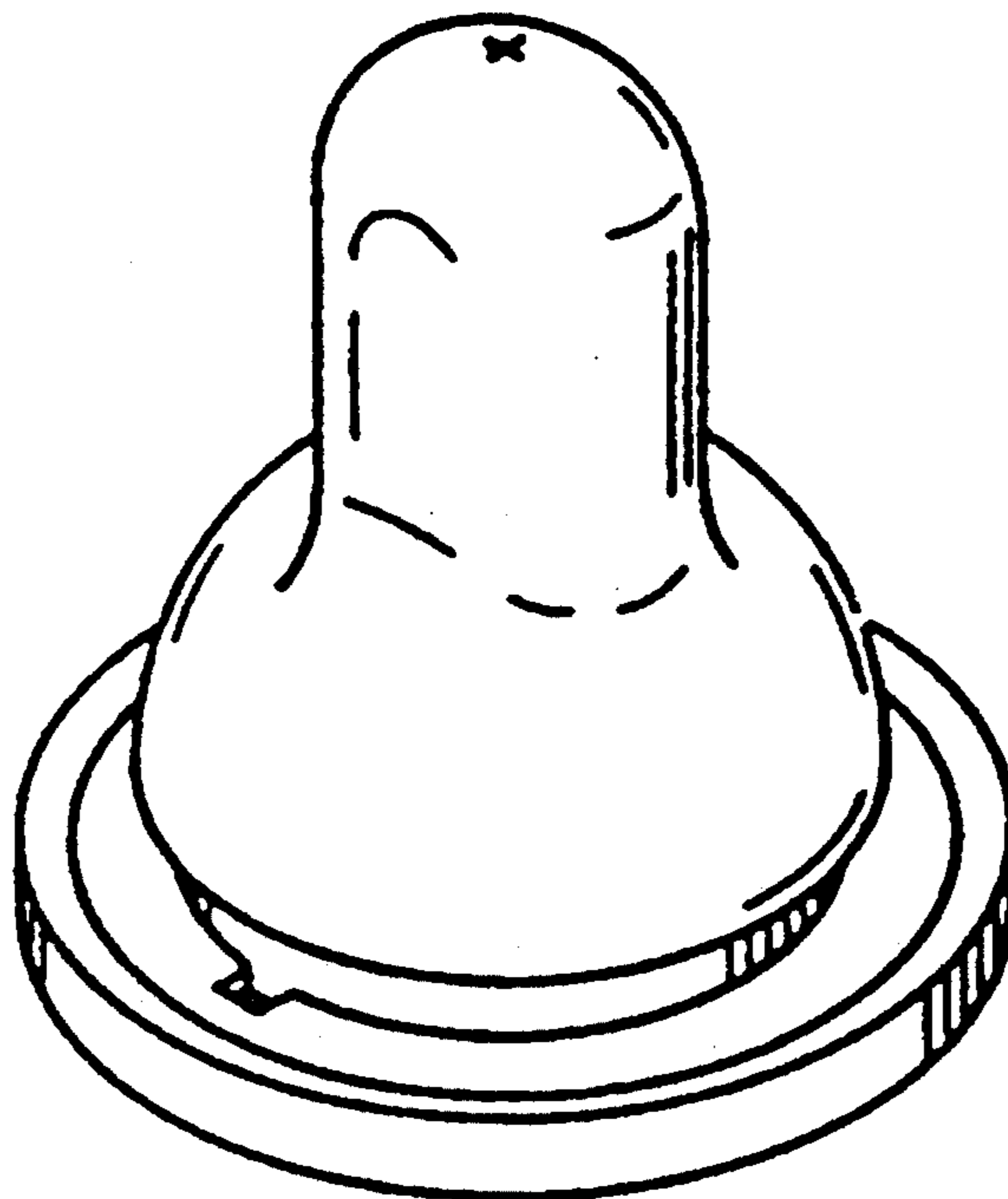


Fig. 1

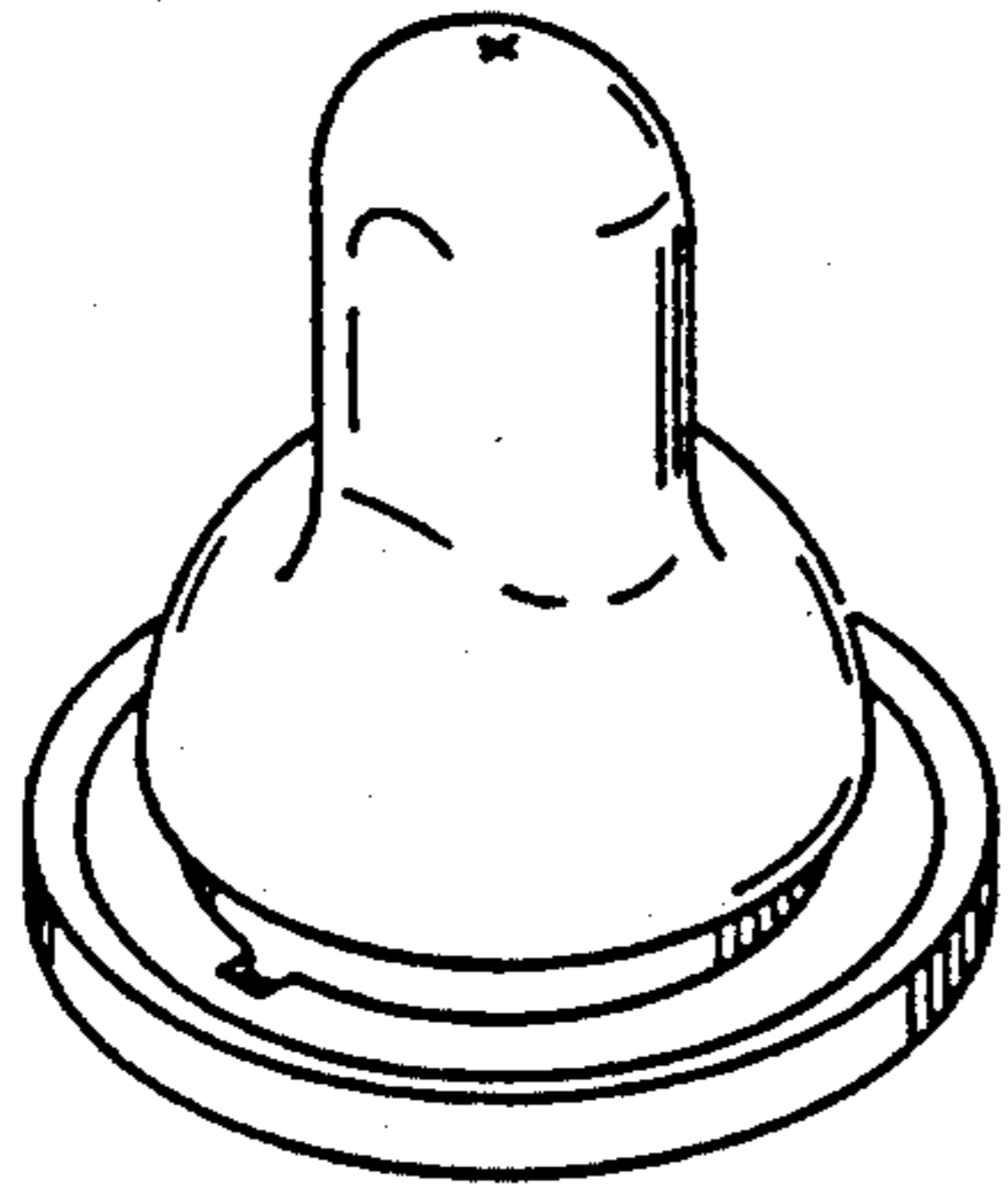


Fig. 2




Fig. 3

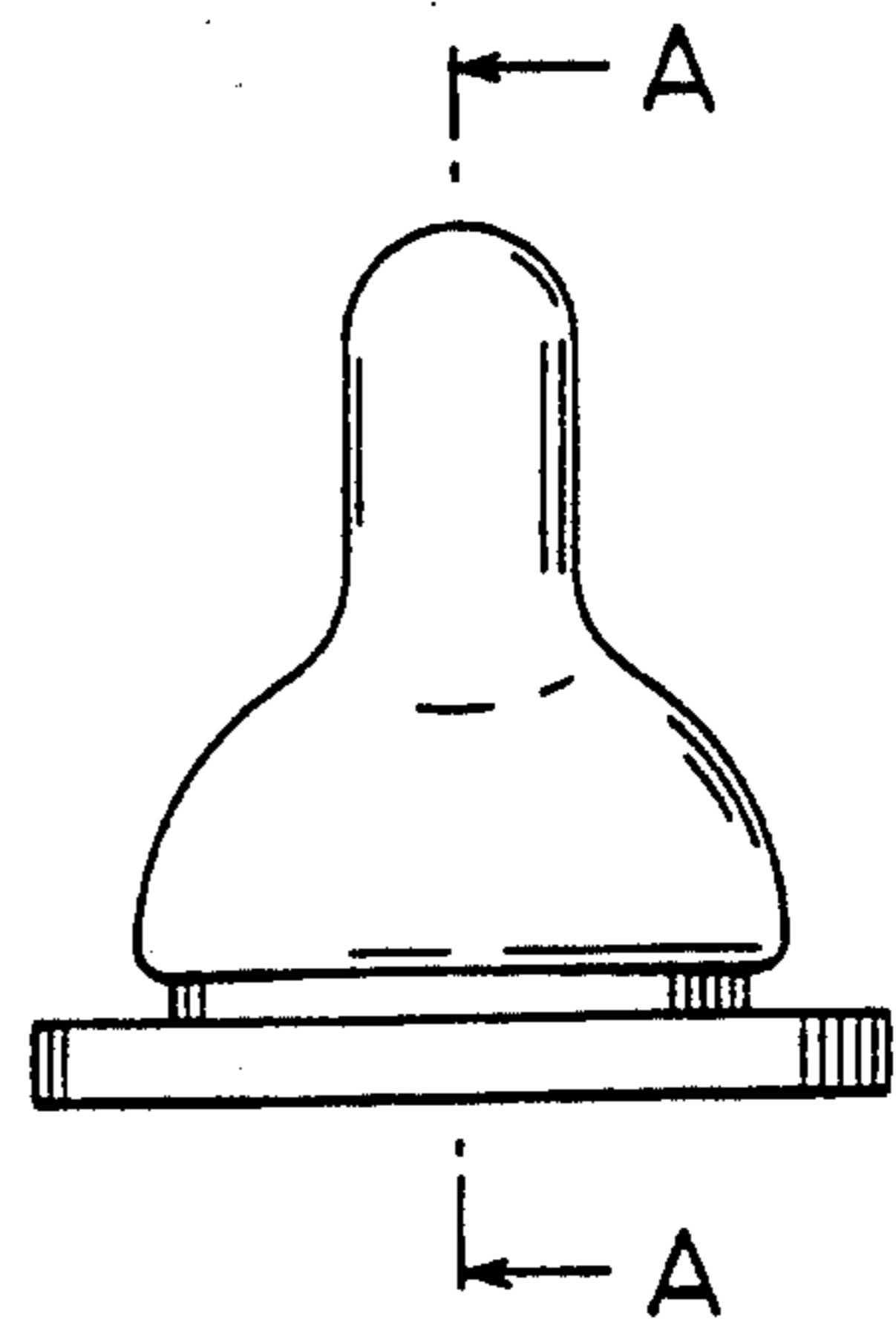


Fig. 4

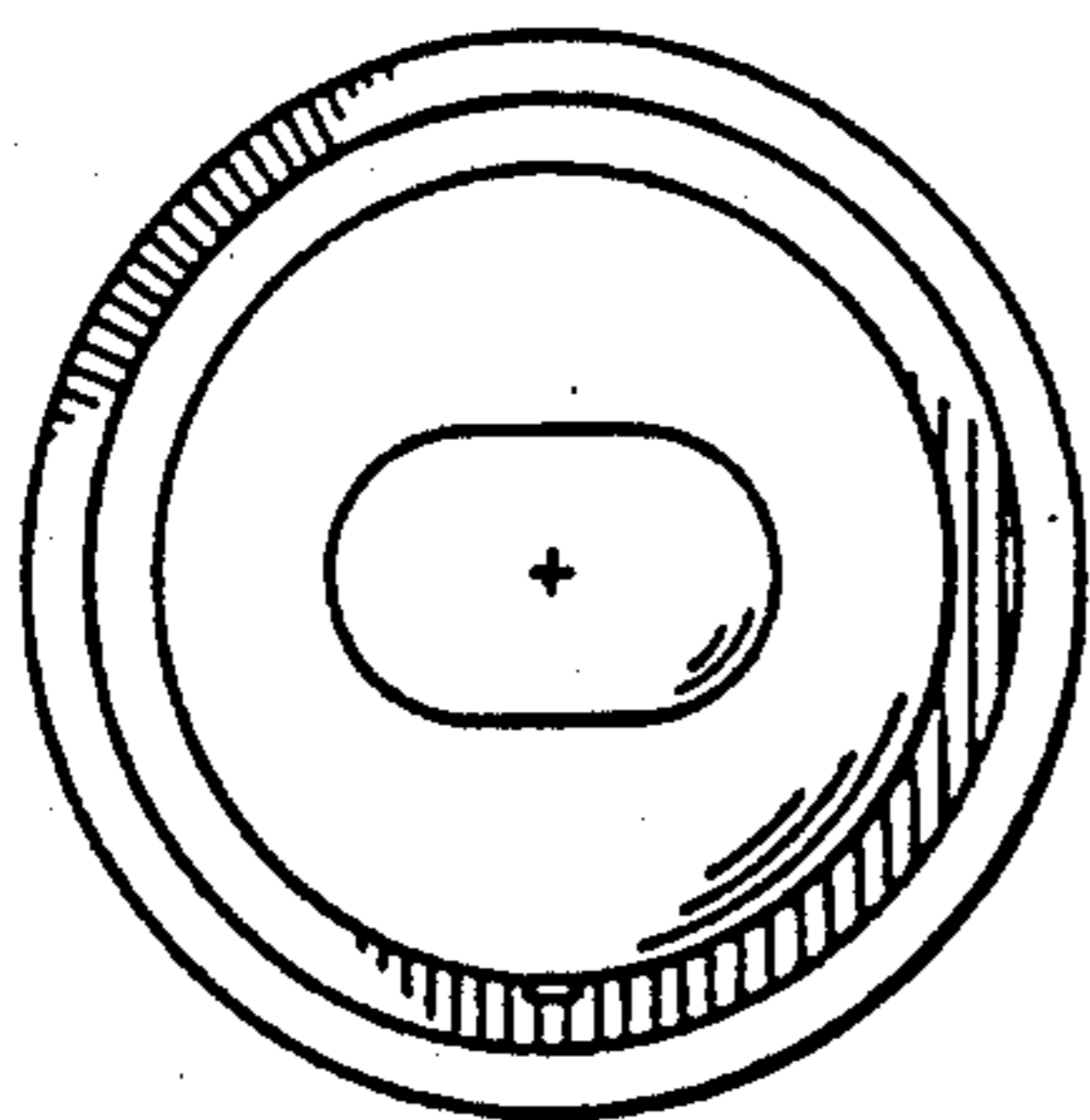


Fig. 5

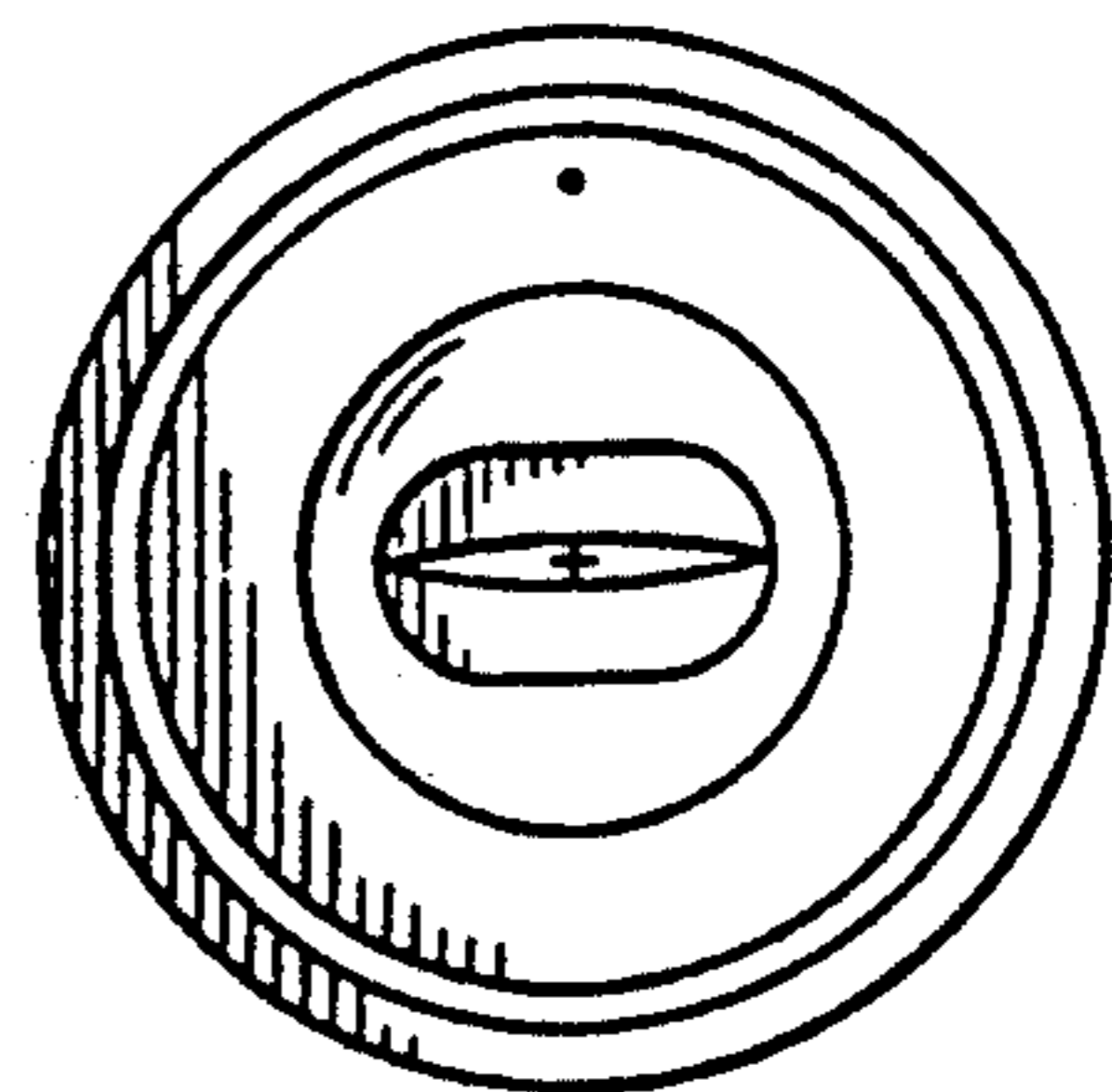


Fig. 6

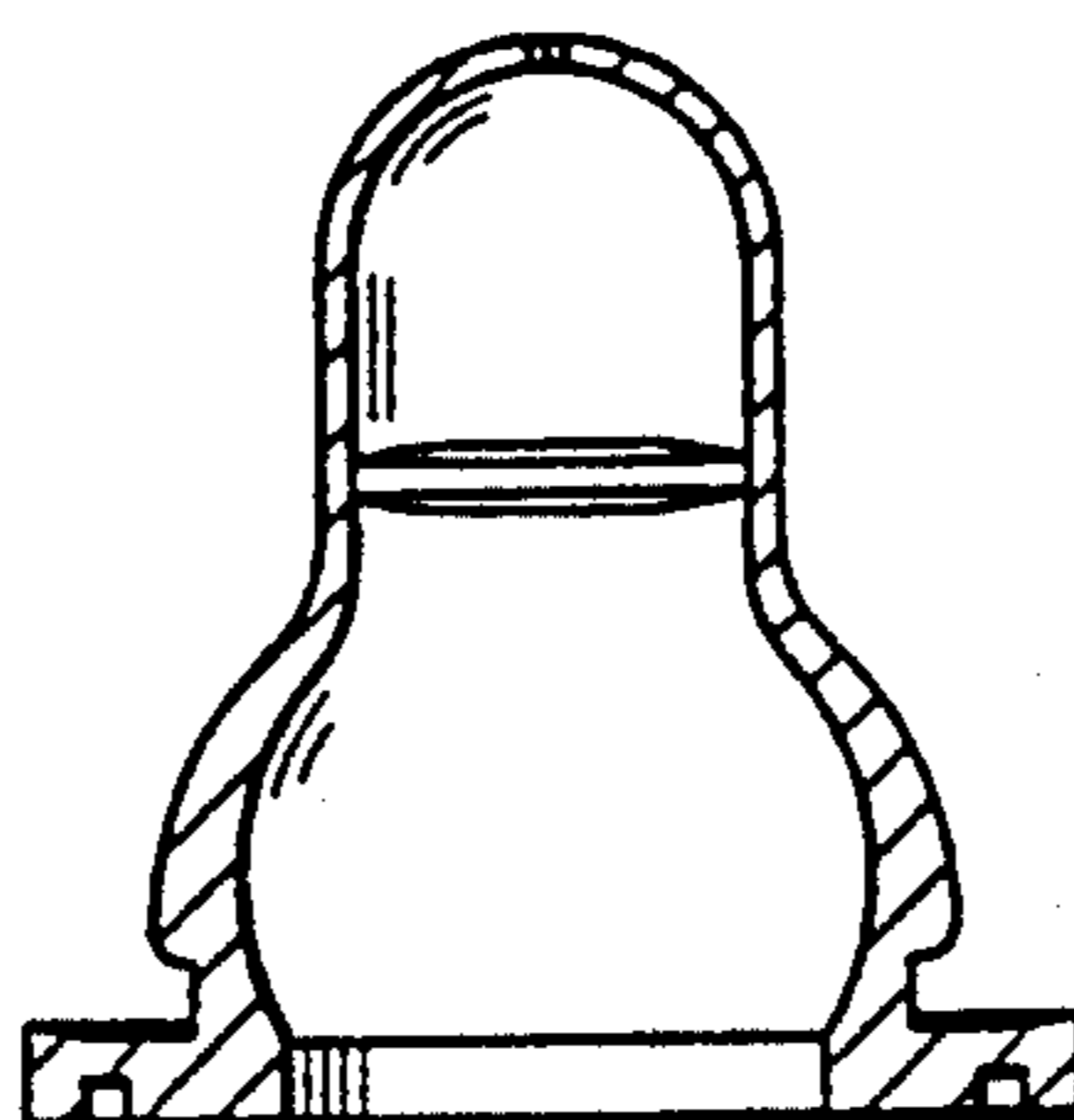


Fig. 7

