



US00D330937S

# United States Patent [19]

[11] Patent Number: **Des. 330,937**

**O'Connor**

[45] Date of Patent: **\*\* Nov. 10, 1992**

[54] **AXIAL FLOW FAN MOTOR SUPPORT FOR USE IN AUTOMOBILES AND AIR CONDITIONERS**

3,124,200 3/1964 Wilson ..... 415/208.1  
4,834,615 5/1989 Mauch et al. .... 415/213.1

[75] Inventor: **John F. O'Connor, Torrington, Conn.**

*Primary Examiner*—Wallace R. Burke  
*Assistant Examiner*—Lisa Lichtenstein  
*Attorney, Agent, or Firm*—McCormick, Paulding & Huber

[73] Assignee: **Torrington Research Company, Torrington, Conn.**

[57] **CLAIM**

[\*\*] Term: **14 Years**

The ornamental design for an axial flow fan motor support for use in automobiles and air conditioners, as shown and described.

[21] Appl. No.: **521,173**

**DESCRIPTION**

[22] Filed: **May 9, 1990**

[52] U.S. Cl. .... **D23/411; D23/354**

[58] Field of Search ..... **D23/370, 379, 411, 371, D23/372, 373, 374, 375, 324, 354; 392/365; 415/191, 208.1, 211.2; 248/247**

FIG. 1 is a front elevation view of an axial flow fan motor support for use in automobiles and air conditioners showing my new design;

FIG. 2 is a rear elevation view thereof;

FIG. 3 is a bottom plan view thereof;

FIG. 4 is a right side elevation view thereof;

FIG. 5 is a top plan view thereof; and,

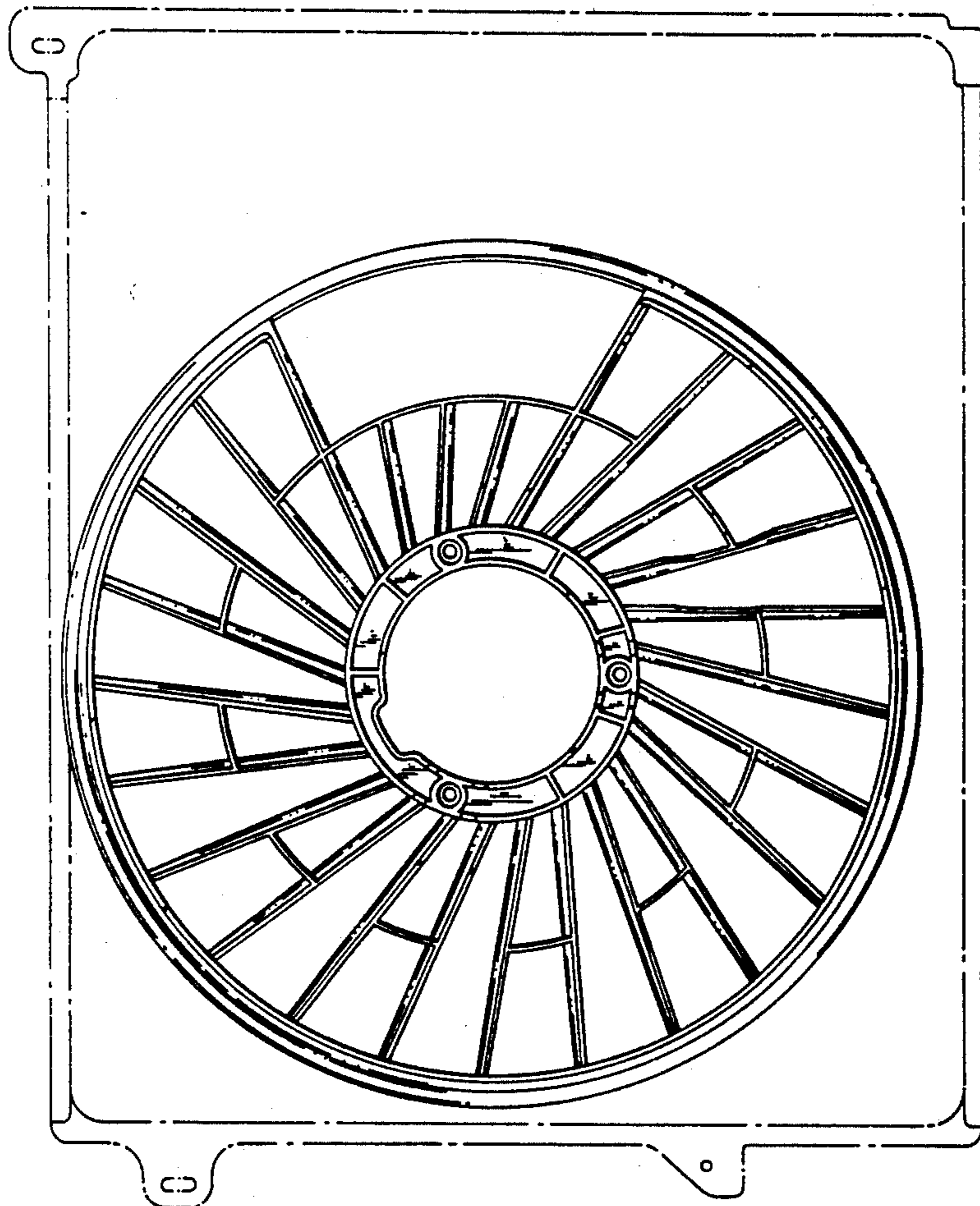
FIG. 6 is a left side elevation view thereof.

[56] **References Cited**

**U.S. PATENT DOCUMENTS**

D. 209,250 11/1967 Grap ..... D23/379  
D. 297,761 9/1988 Shiraki ..... D23/370  
2,488,945 11/1949 Troller et al. .... D23/370

The broken line showing of environmental structure in FIGS. 1-6 is for illustrative purposes only and forms no part of the claimed design.



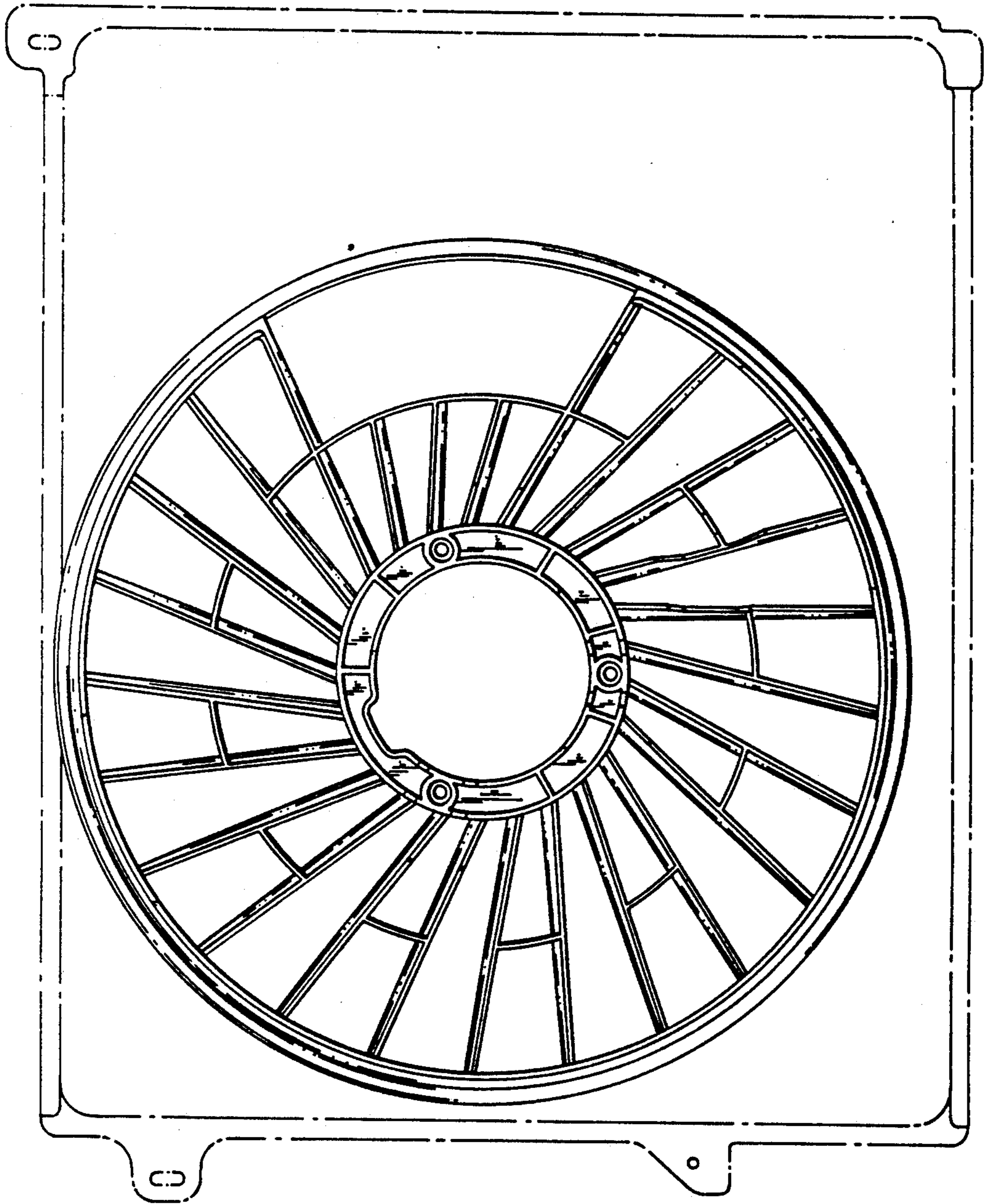


FIG. 1






FIG. 2

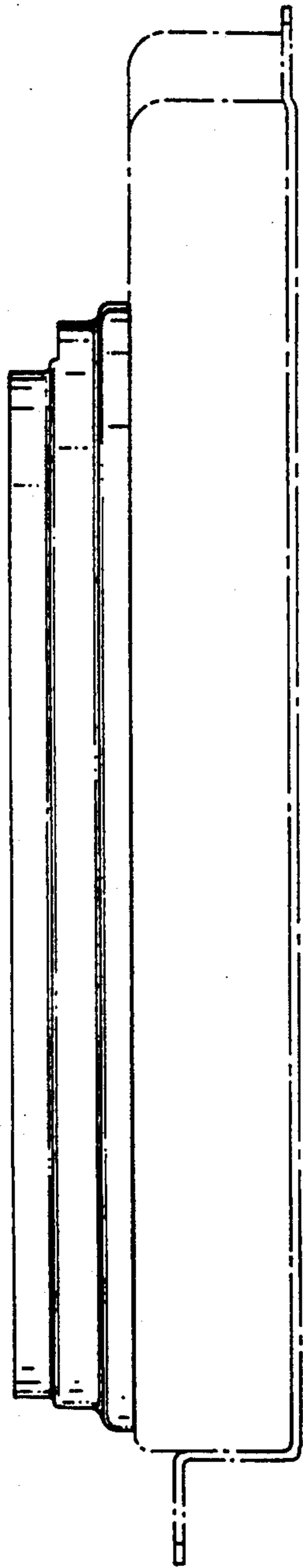


FIG. 3




FIG. 4

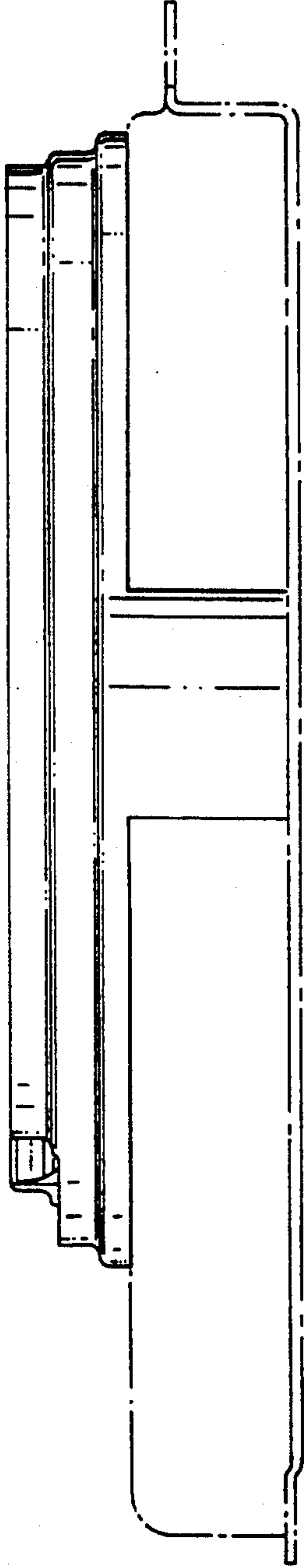


FIG. 5

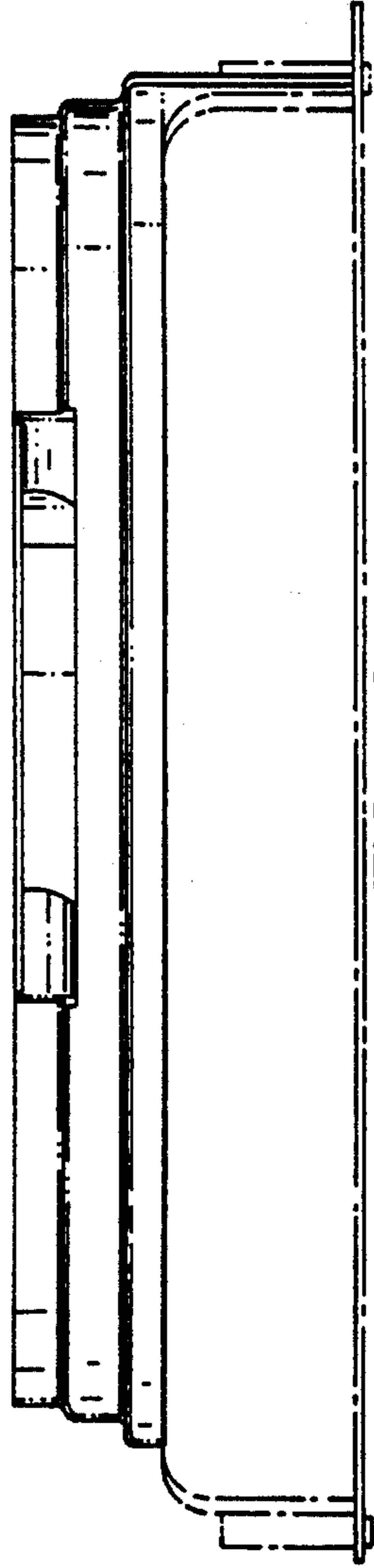


FIG. 6