



US00D330936S

# United States Patent [19]

[11] Patent Number: **Des. 330,936**

Dieterle et al.

[45] Date of Patent: **\*\* Nov. 10, 1992**

[54] **HEATING ELEMENT FOR USE IN BATH OR BOARDING RESIDENCES TO BE PLACED STANDING FREE BEFORE A WALL**

3,272,965 9/1966 Reichelt ..... 219/540  
3,500,016 3/1970 Karmazin ..... 219/540

[75] Inventors: **Richard Dieterle, Emmendingen; Peter Kriese, Lahr, both of Fed. Rep. of Germany**

### OTHER PUBLICATIONS

Commodore Heaters Corp. Brochure, Heating Element (A), top left side of page.

[73] Assignee: **Zehnder Verkaufs-und Verwaltungs AG, Gränichen, Switzerland**

*Primary Examiner*—Susan J. Lucas  
*Assistant Examiner*—Lisa Lichtenstein  
*Attorney, Agent, or Firm*—Robert W. Becker & Associates

[\*] Notice: The portion of the term of this patent subsequent to May 5, 2006 has been disclaimed.

[\*\*] Term: **14 Years**

### [57] CLAIM

[21] Appl. No.: **493,860**

The ornamental design for a heating element for use in bath or boarding residences to be placed standing free before a wall, as shown and described.

[22] Filed: **Mar. 14, 1990**

### [30] Foreign Application Priority Data

Sep. 14, 1989 [IB] Int'l Pat. Institute ..... DM/014569

### DESCRIPTION

[52] U.S. Cl. .... **D23/419; D23/323**  
[58] Field of Search ..... **D23/418, 386, 323; 219/540; 392/354**

FIG. 1 is a front elevation view of a heating element for use in bath or boarding residences to be placed standing free before a wall showing our new design; FIG. 2 is a side elevation view thereof, the opposite side being a mirror image of that shown; FIG. 3 is a rear elevational view thereof; FIG. 4 is a top plan view thereof; and, FIG. 5 is a bottom plan view thereof.

### [56] References Cited

#### U.S. PATENT DOCUMENTS

2,170,174 8/1939 Wiegand ..... 219/540

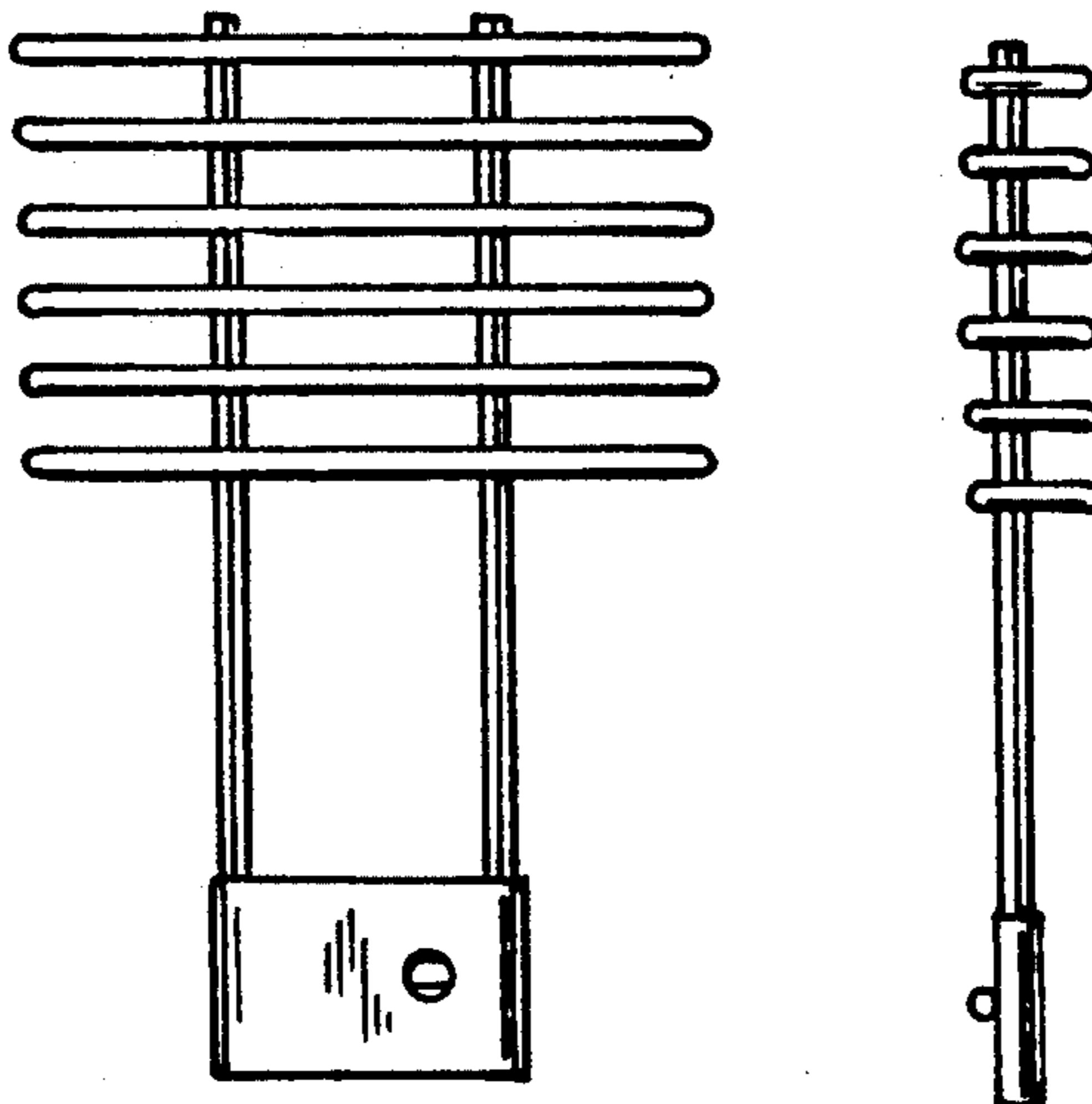


FIG-1

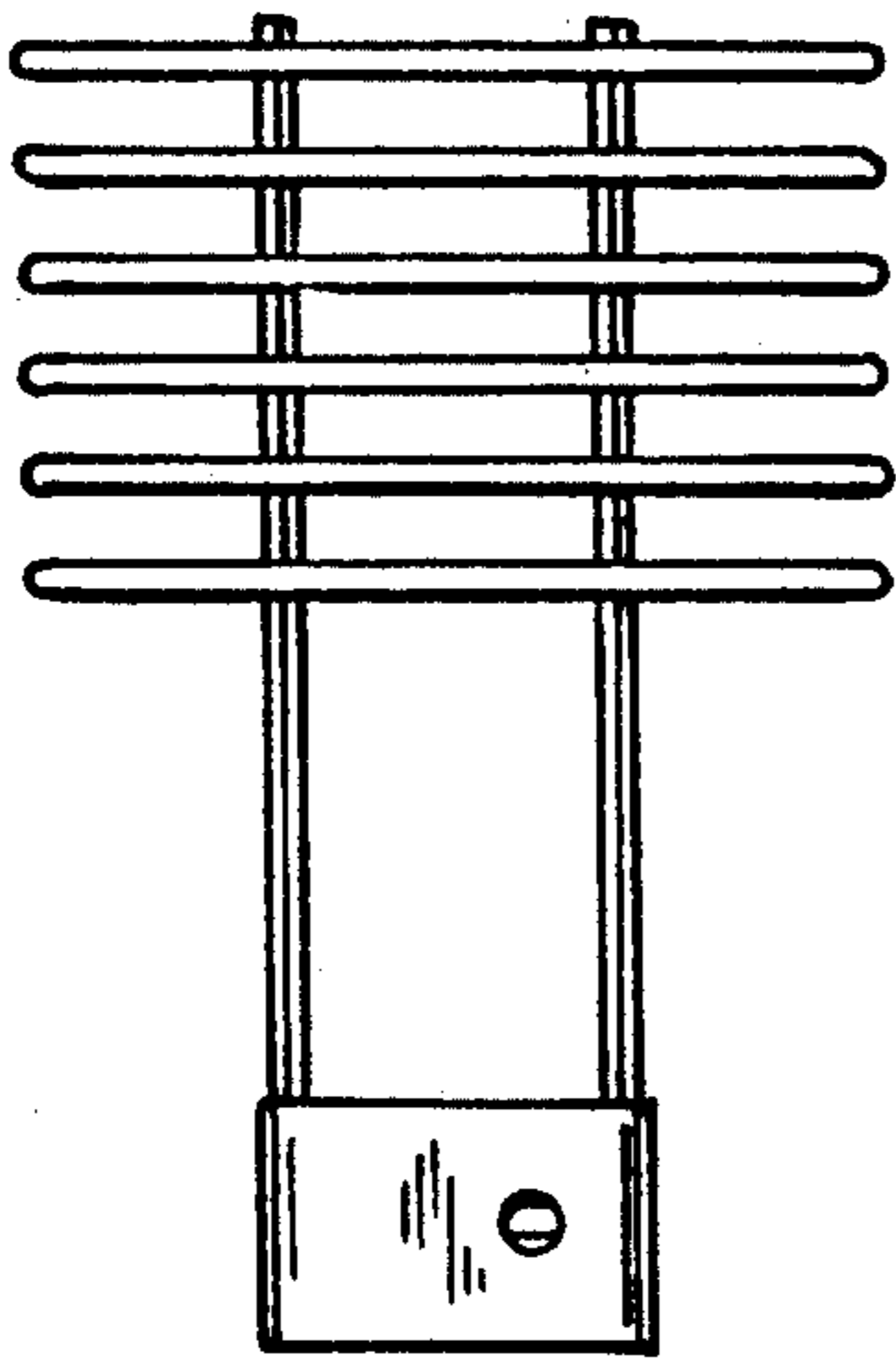


FIG-2



FIG-3

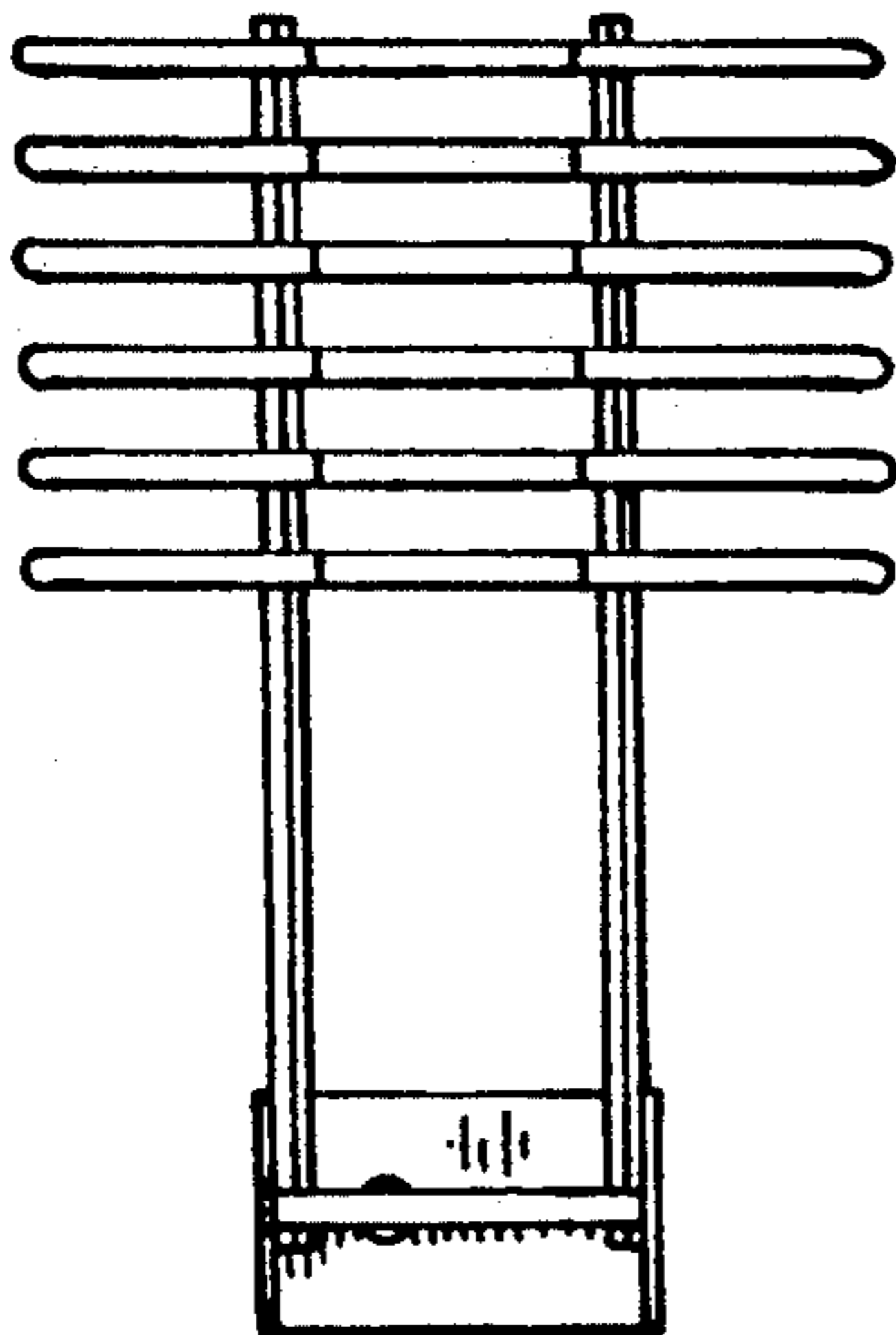


FIG-4



FIG-5

