



US00D330925S

United States Patent [19]

Janes

[11] Patent Number: **Des. 330,925**

[45] Date of Patent: **** Nov. 10, 1992**

[54] **TENNIS RACKET WITH SPLIT FRAME**

[75] Inventor: **Richard Janes, Scottsdale, Ariz.**

[73] Assignee: **Lisco, Inc., Tampa, Fla.**

[**] Term: **14 Years**

[21] Appl. No.: **605,872**

[22] Filed: **Oct. 26, 1990**

[52] U.S. Cl. **D21/212**

[58] Field of Search **D21/212, 213; 273/73 R, 273/73 C, 73 F, 73 G, 73 H, 73 K, 73 L, 75**

[56] **References Cited**

U.S. PATENT DOCUMENTS

D. 259,526	6/1981	Ralston, Jr.	D21/212 X
D. 314,028	1/1991	Davis	D21/212
4,768,786	9/1988	Kuebler	273/73 C

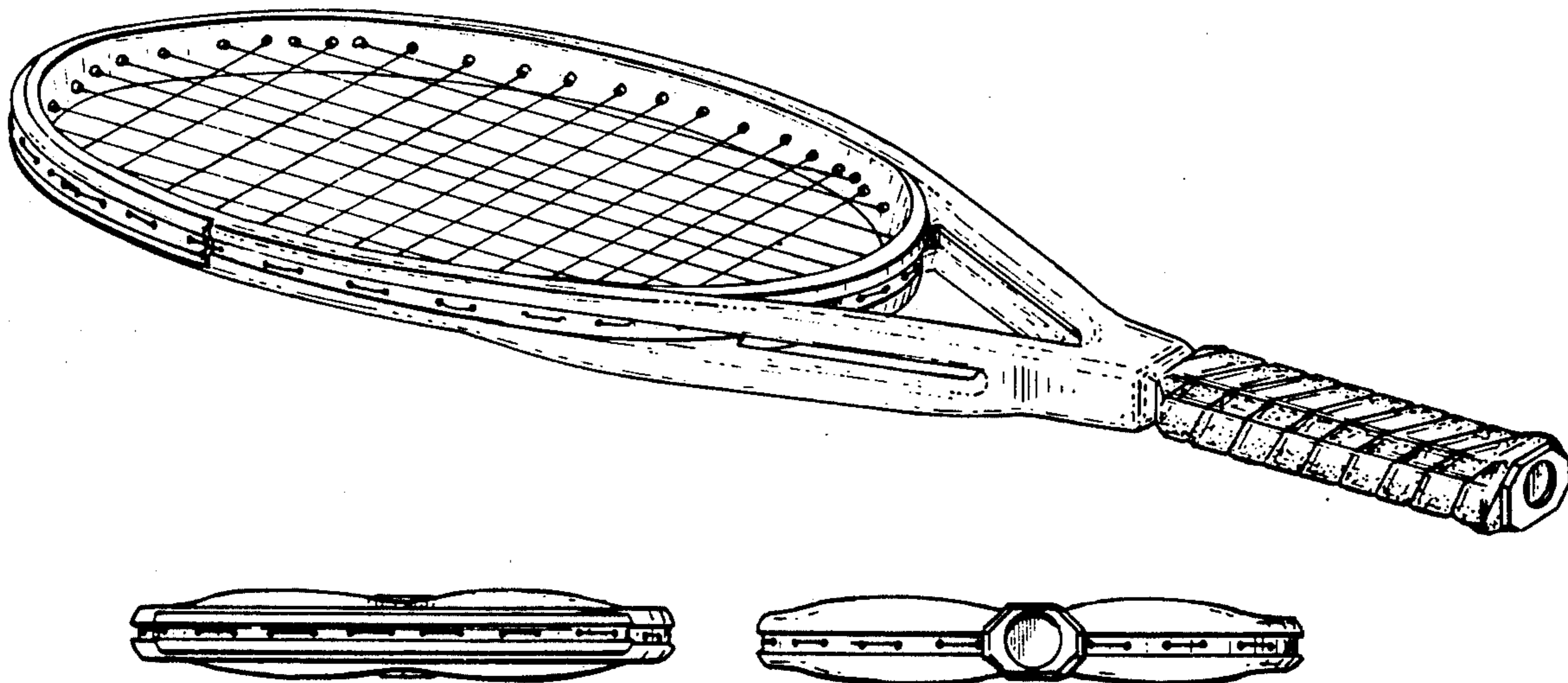
Primary Examiner—Terry A. Pfeffer

[57] CLAIM

The ornamental design for a tennis racket with split frame, as shown.

DESCRIPTION

FIG. 1 is a perspective view of a tennis racket with split frame showing my new design;
 FIG. 2 is a front elevational view thereof;
 FIG. 3 is a side elevational view thereof;
 FIG. 4 is a top plan view thereof; and,
 FIG. 5 is a bottom plan view thereof.



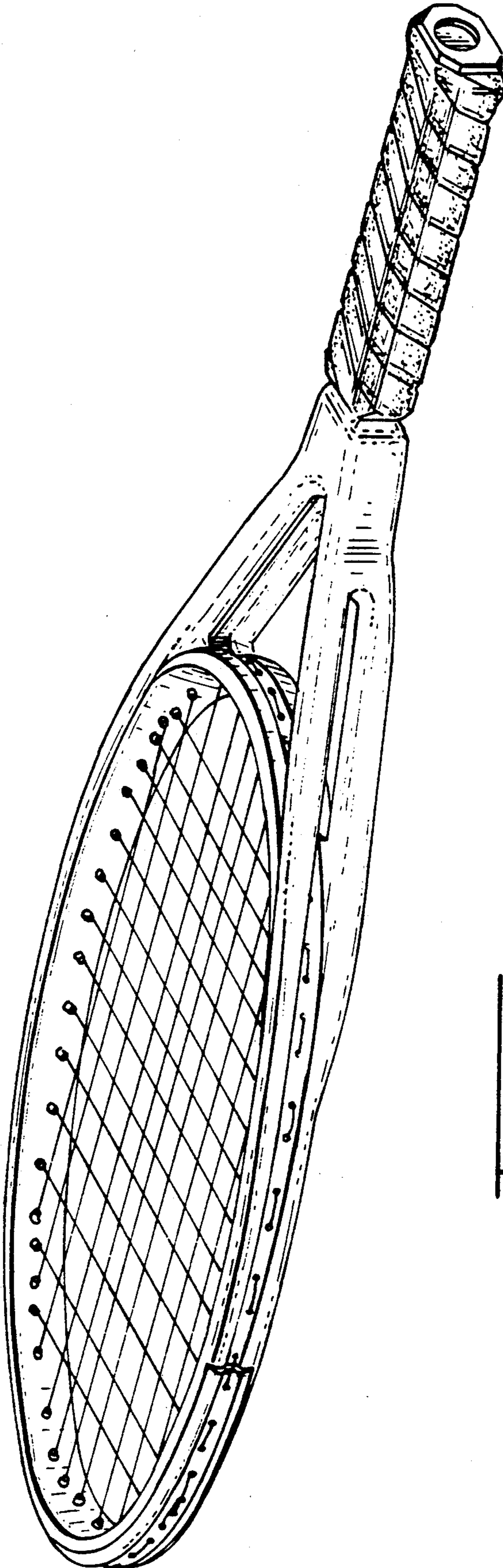

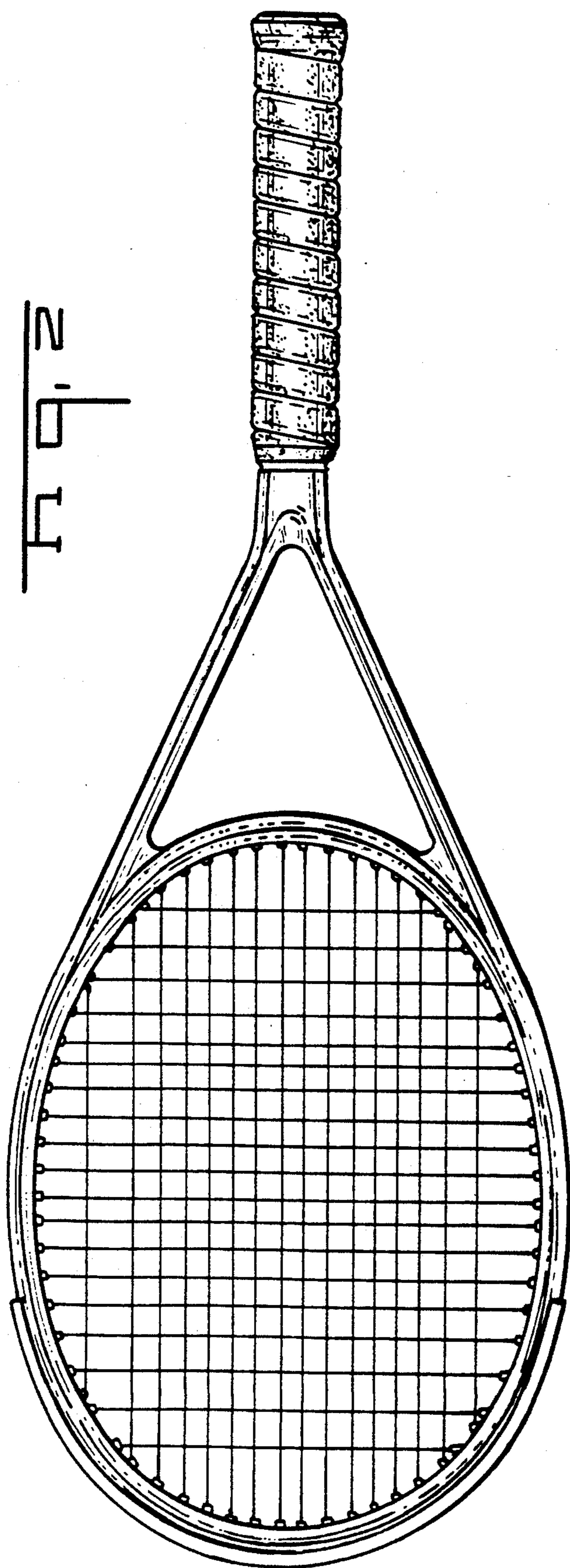



Fig. 1



HQ. 4



HQ. 5

