



US00D330924S

United States Patent [19]
Hodge, II

[11] **Patent Number: Des. 330,924**

[45] **Date of Patent: ** Nov. 10, 1992**

[54] **TENNIS RACKET**

4,732,384 3/1988 Seymour 273/73 H

[76] **Inventor: William D. Hodge, II, 3863 Tan Bark Dr., Belleville, Ill. 62221**

*Primary Examiner—Melvin B. Feifer
Attorney, Agent, or Firm—Leon Gilden*

[**] **Term: 14 Years**

[57] **CLAIM**

[21] **Appl. No.: 528,447**

The ornamental design for a tennis racket, as shown and described.

[22] **Filed: May 25, 1990**

[52] **U.S. Cl. D21/212**

[58] **Field of Search D21/212, 213; 273/73 R, 273/73 C, 73 H, 73 D, 76**

DESCRIPTION

FIG. 1 is a front elevational view of the tennis racket showing my new design;
FIG. 2 is a rear elevational view thereof;
FIG. 3 is a left side elevational view thereof;
FIG. 4 is a right side elevational view thereof;
FIG. 5 is a top plan view thereof; and,
FIG. 6 is a bottom plan view thereof.

[56] **References Cited**

U.S. PATENT DOCUMENTS

3,801,099 4/1974 Lair 273/73 D




FIG. 2




FIG. 1




FIG. 3

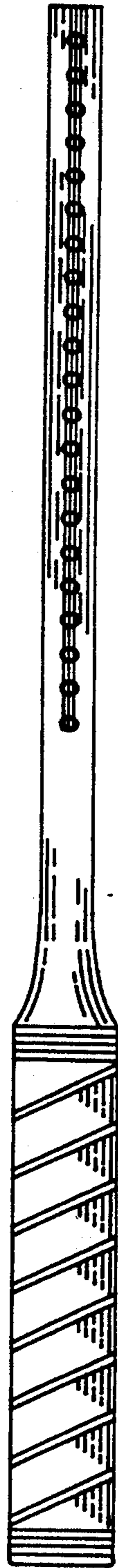


FIG. 4

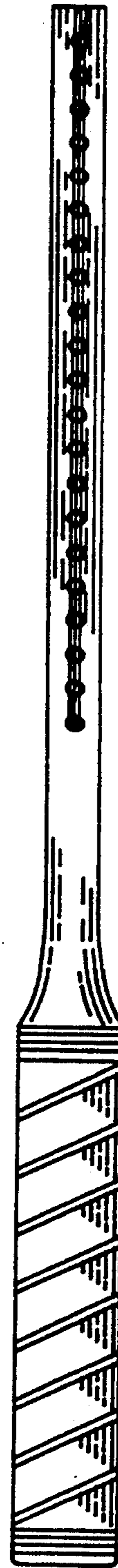


FIG. 5

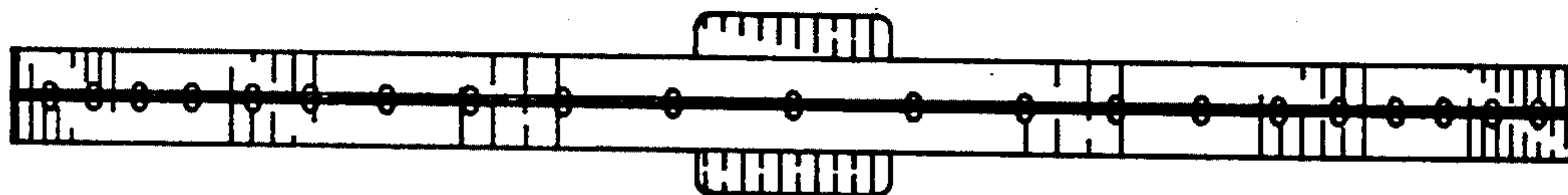


FIG. 6

