



US00D330917S

# United States Patent [19]

[11] Patent Number: **Des. 330,917**

**Hoelterscheidt**

[45] Date of Patent: **\*\* Nov. 10, 1992**

[54] **BAGGAGE TAG**

[75] Inventor: **Siegfried Hoelterscheidt,**  
Hückelhoven, Fed. Rep. of Germany

[73] Assignee: **Walter Henkels GmbH,** Fed. Rep. of  
Germany

[\*\*] Term: **14 Years**

[21] Appl. No.: **665,150**

[22] Filed: **Mar. 6, 1991**

[30] **Foreign Application Priority Data**

Jan. 21, 1991 [XH] Hague ..... DM/018 649

[52] U.S. Cl. .... **D20/28**

[58] Field of Search ..... D20/22, 23, 27, 28,  
D20/29; 40/1, 1.5, 1.6, 5, 6, 299, 633, 634

[56] **References Cited**

**U.S. PATENT DOCUMENTS**

116,667 7/1871 Bellerive ..... 40/6  
D. 161,490 1/1951 Moore ..... D20/27

D. 251,121 2/1979 Smith ..... D20/27  
280,427 7/1883 Wilcox ..... 40/6  
2,655,747 10/1953 Duskin ..... 40/6  
3,318,030 5/1967 Stern ..... D20/27

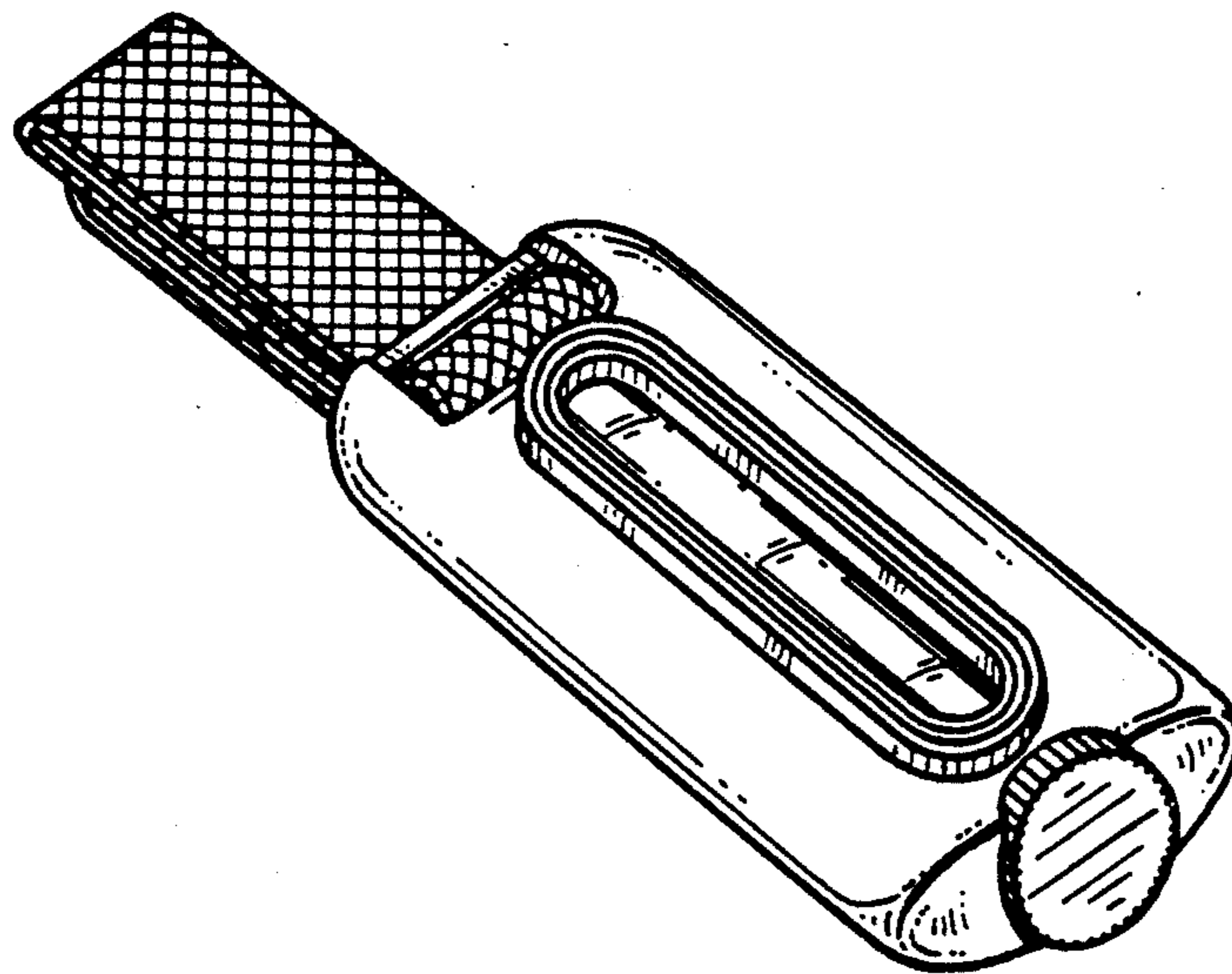
*Primary Examiner*—Wallace R. Burke  
*Assistant Examiner*—Marcus Jackson  
*Attorney, Agent, or Firm*—Diller, Ramik & Wight

[57] **CLAIM**

The ornamental design for a baggage tag, as shown and described.

**DESCRIPTION**

FIG. 1 is a perspective view of a baggage tag showing my new design;  
FIG. 2 is a top plan view thereof;  
FIG. 3 is a front elevational view thereof;  
FIG. 4 is a bottom plan view thereof;  
FIG. 5 is a left side elevational view thereof;  
FIG. 6 is a right side elevational view thereof;  
FIG. 7 is an exploded perspective view thereof; and,  
FIG. 8 is a partial cross-sectional view taken along line 8—8 of FIG. 2.



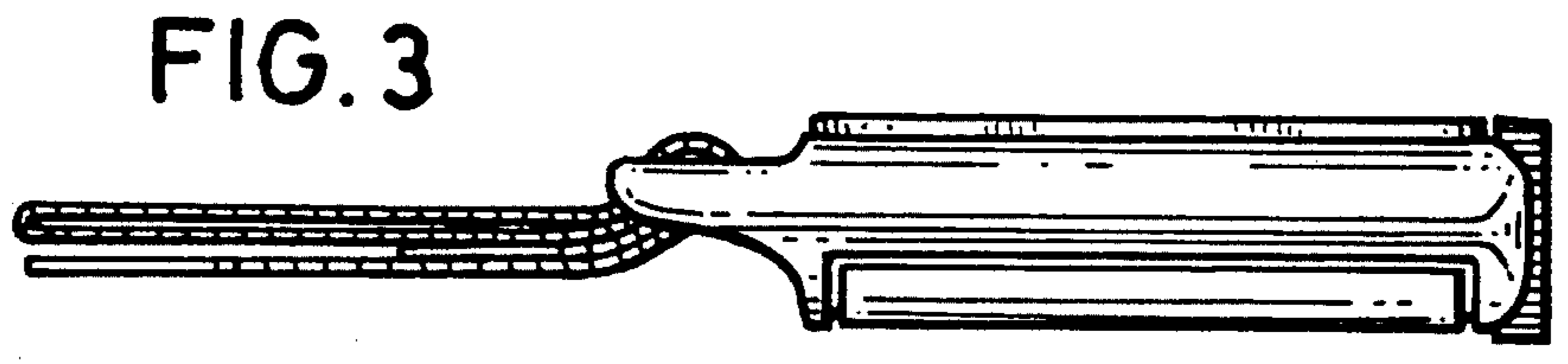
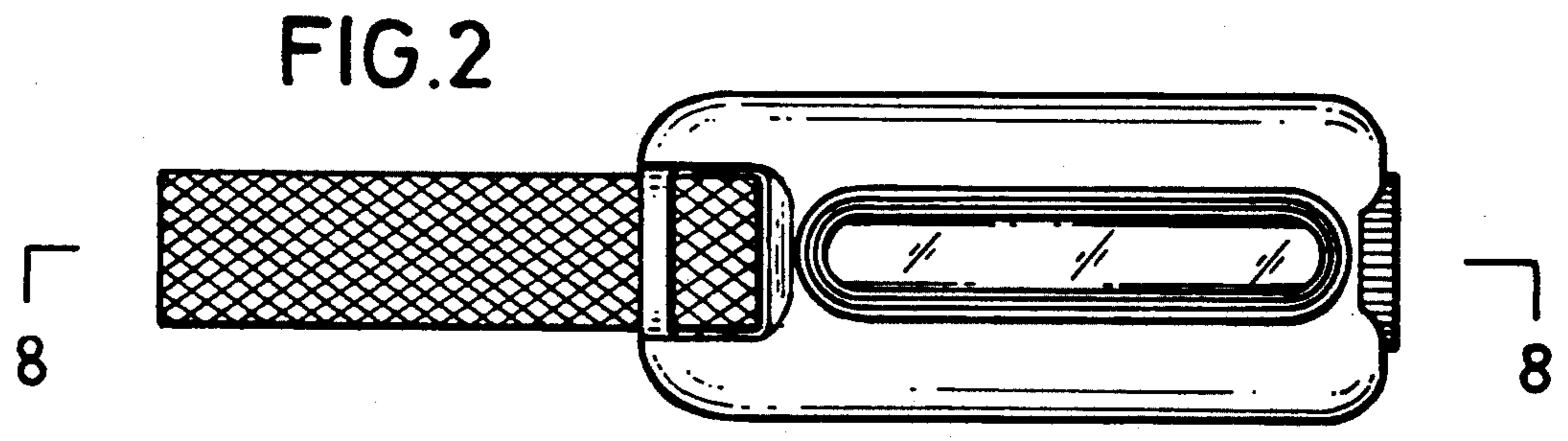
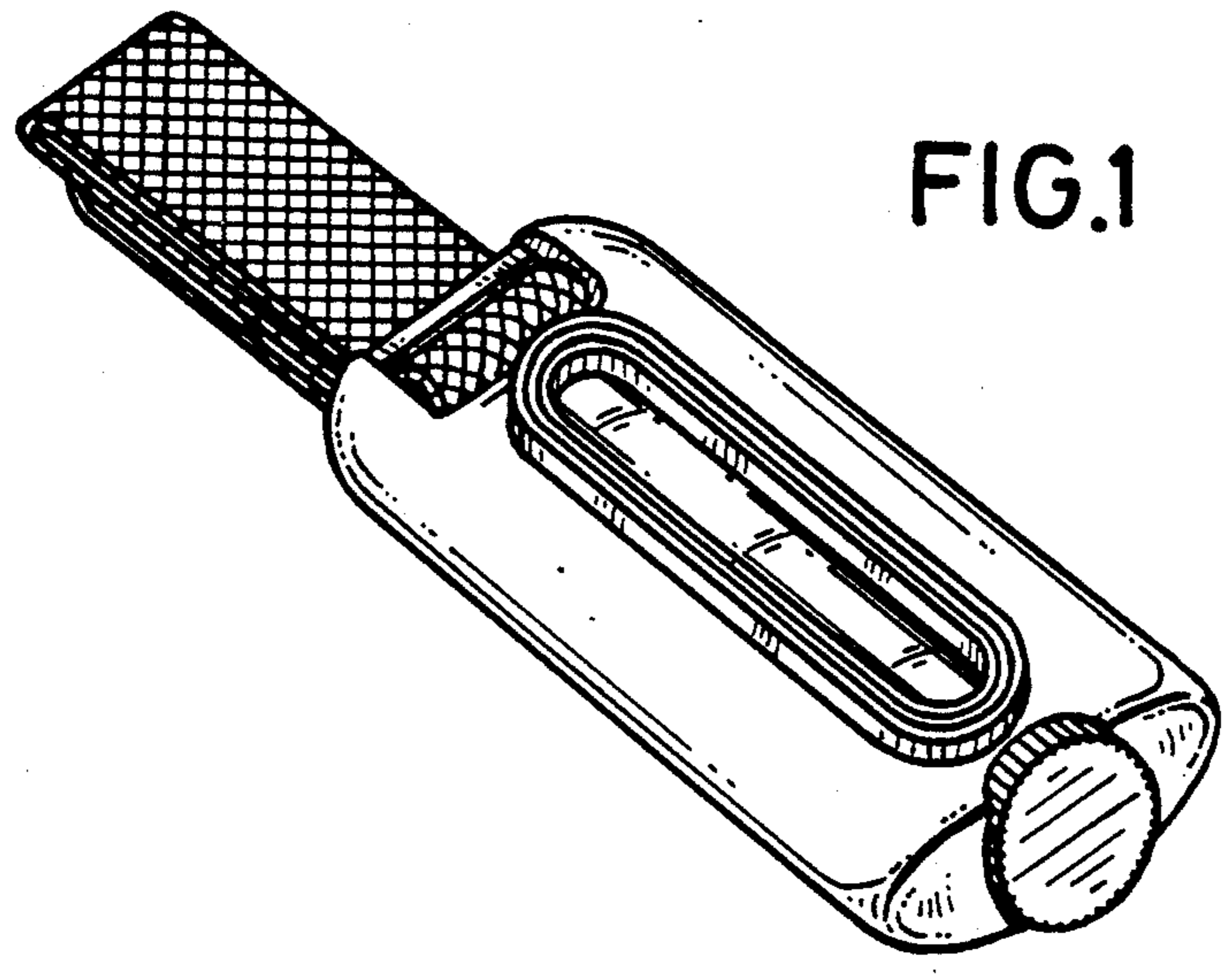


FIG.4

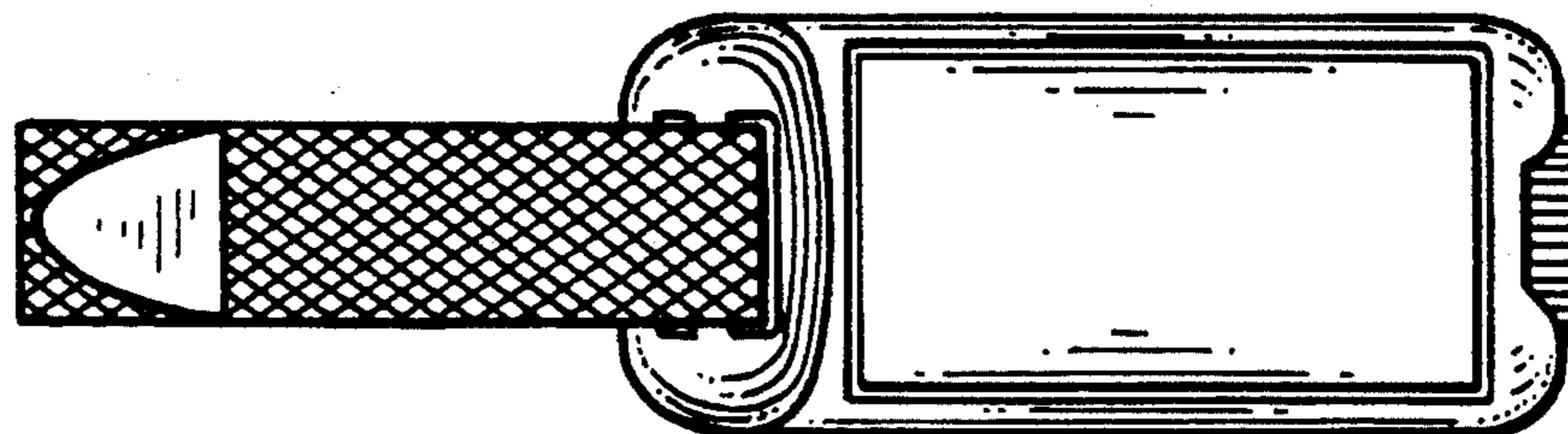


FIG.5




FIG.6

