



US00D330911S

United States Patent [19]

[11] Patent Number: **Des. 330,911**

Tu

[45] Date of Patent: **** Nov. 10, 1992**

[54] **WRITING INSTRUMENT**

[75] Inventor: **Charlie Tu, Taipei, Taiwan**

[73] Assignee: **Chuang Tao Corporation, Taipei, Taiwan**

[**] Term: **14 Years**

[21] Appl. No.: **649,875**

[22] Filed: **Jan. 30, 1991**

[30] **Foreign Application Priority Data**

Dec. 29, 1990 [TW] Taiwan 793-08642

[52] U.S. Cl. **D19/51; D19/48; D19/56; D19/50**

[58] Field of Search **D19/35, 36, 41-51, D19/54-58, 81-85; 401/99, 100, 103, 104, 212, 209**

[56] **References Cited**

U.S. PATENT DOCUMENTS

- D. 159,125 6/1950 Wuestman D19/48
- D. 182,162 2/1958 Carreiro D19/51
- D. 182,163 2/1958 Carreiro D19/51 X

- D. 208,680 9/1967 Summers D19/51
- D. 212,866 12/1968 Perraud D19/51
- D. 213,739 4/1969 Konwiser D19/51
- D. 253,060 10/1979 Itoh D19/51 X
- D. 285,730 9/1986 Bulwick D19/43 X
- D. 318,490 7/1991 Klodt D19/51

Primary Examiner—Nelson C. Holtje
Assistant Examiner—Martha Thompson
Attorney, Agent, or Firm—Knobbe, Martens, Olson & Bear

[57] **CLAIM**

The ornamental design for a writing instrument, as shown and described.

DESCRIPTION

FIG. 1 is a front elevational view of writing instrument showing my new design;
FIG. 2 is a rear elevational view thereof;
FIG. 3 is a left side elevational view thereof;
FIG. 4 is a right side elevational view thereof;
FIG. 5 is a top plan view thereof;
FIG. 6 is a bottom plan view thereof; and,
FIG. 7 is a top right front perspective view thereof.






FIG. 1




FIG. 2




FIG. 3




FIG. 4



FIG. 5

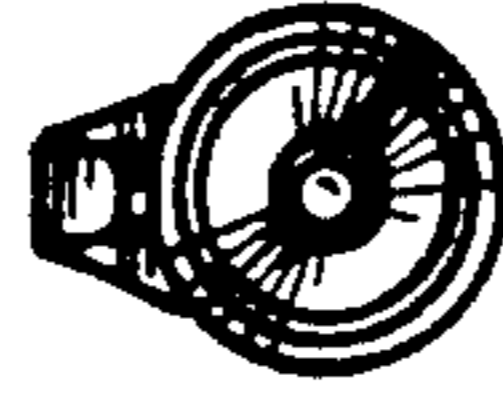


FIG. 6



FIG. 7