



US00D330906S

United States Patent [19]

Kawaishi et al.

[11] Patent Number: **Des. 330,906**

[45] Date of Patent: **** Nov. 10, 1992**

[54] **CASH REGISTER**

[75] Inventors: **Masayoshi Kawaishi; Maki Tomoike,**
both of Osaka, Japan

[73] Assignee: **Sharp Corporation, Osaka, Japan**

[**] Term: **14 Years**

[21] Appl. No.: **480,087**

[22] Filed: **Feb. 14, 1990**

[30] **Foreign Application Priority Data**

Aug. 28, 1989 [JP] Japan 1-31282

[52] U.S. Cl. **D18/4**

[58] Field of Search **D18/3, 4, 6, 7, 11;**
D14/100, 105, 106, 112, 113; 235/1 D, 1 E, 2, 7
R, 4, 10, 12, 375, 379, 380, 419; 364/404, 405

[56] **References Cited**

U.S. PATENT DOCUMENTS

D. 207,970 6/1967 Yamanaka D18/4

D. 277,107 1/1985 Sakamoto D18/4

D. 303,537 9/1989 Kato et al. D18/4
2,843,969 7/1958 Nessel D18/7

OTHER PUBLICATIONS

Regna Cash Registers Inc., Jul. 1955, top of page.


Primary Examiner—Nelson C. Holtje
Assistant Examiner—Ann Hunt
Attorney, Agent, or Firm—Flehr, Hohbach, Test,
Albritton & Herbert

[57] **CLAIM**

The ornamental design for a cash register, as shown and described.

DESCRIPTION

FIG. 1 is a right top perspective view of a cash register showing our new design;
FIG. 2 is a top plan view thereof;
FIG. 3 is a bottom plan view thereof;
FIG. 4 is a front elevational view thereof;
FIG. 5 is a rear elevational view thereof;
FIG. 6 is a right side elevational view thereof; and,
FIG. 7 is a left side elevational view thereof.



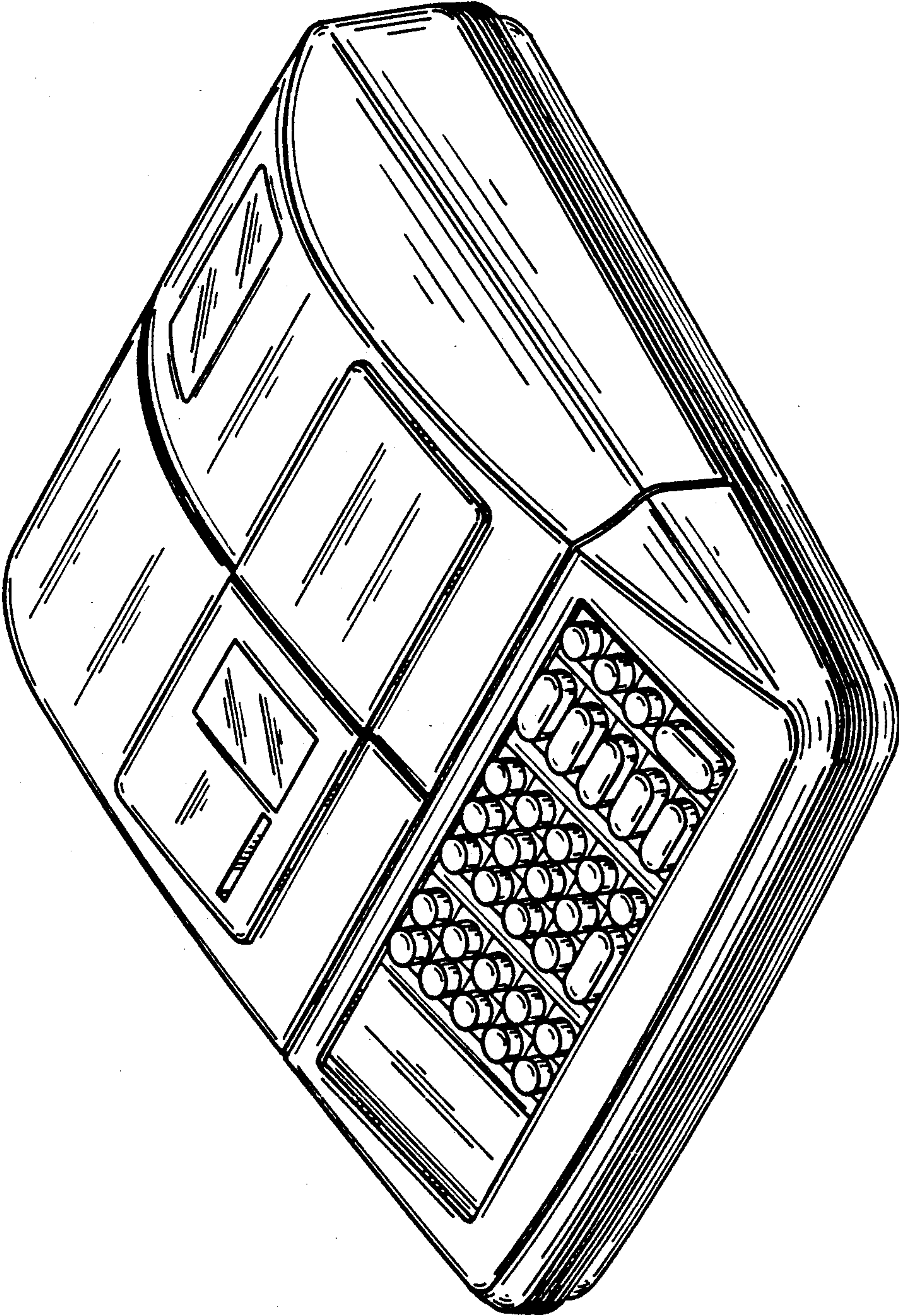

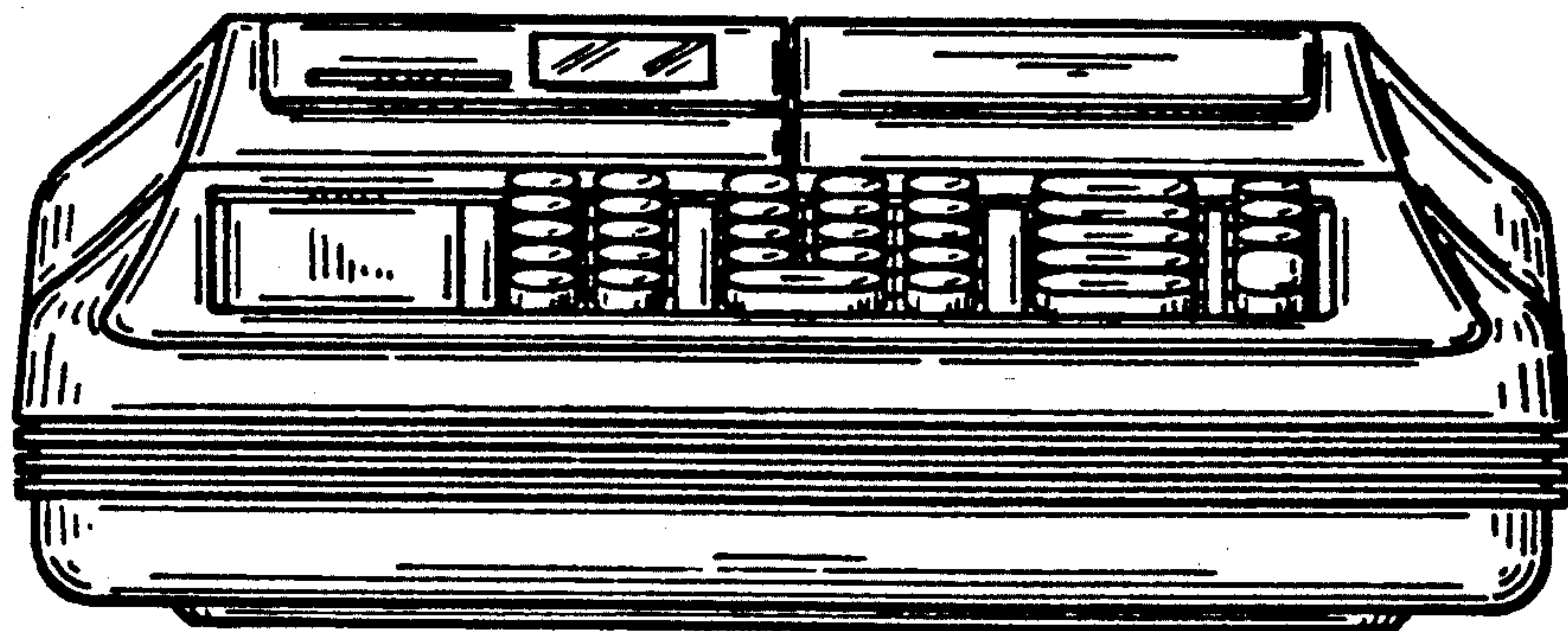



FIG. 1




FIG_2




FIG_4




FIG_3



FIG_5



FIG_6



FIG_7