



US00D330888S

**United States Patent** [19]  
**Worley**

[11] **Patent Number: Des. 330,888**  
[45] **Date of Patent: \*\* Nov. 10, 1992**

- [54] **HOUSING FOR ELECTRONIC COMMUNICATION EQUIPMENT**
- [75] **Inventor: James L. Worley, Howell, N.J.**
- [73] **Assignee: AT&T Bell Laboratories, Murray Hill, N.J.**
- [\*\*] **Term: 14 Years**
- [21] **Appl. No.: 565,841**
- [22] **Filed: Aug. 13, 1990**
- [52] **U.S. Cl. .... D13/184; D14/240**
- [58] **Field of Search .... D13/160, 162, 184; D14/240; 361/381, 383, 384, 390, 391, 394, 395**

4,700,275 10/1987 Wood ..... 361/394 X

**FOREIGN PATENT DOCUMENTS**

1046986 10/1983 U.S.S.R. .... 361/390

*Primary Examiner*—Wallace R. Burke  
*Assistant Examiner*—V. Sincavage  
*Attorney, Agent, or Firm*—B. H. Freedman

[57] **CLAIM**

The ornamental design for a housing for electronic communication equipment, as shown and described.

**DESCRIPTION**

FIG. 1 is a front and upper right perspective view of a housing for electronic communication equipment showing my new design;  
FIG. 2 is a front elevational view thereof;  
FIG. 3 is a front elevational view thereof;  
FIG. 4 is a left side elevational view thereof, the right side elevational view thereof being a mirror image; and,  
FIG. 5 is a top plan view thereof, the bottom plan view being the same.

- [56] **References Cited**
- U.S. PATENT DOCUMENTS**
- D. 272,340 1/1984 Korzik ..... D13/182
- D. 299,651 1/1989 Preussner ..... D13/184 X
- D. 310,665 9/1990 Fortune et al. .... D13/162 X
- 4,672,510 6/1987 Castner ..... 361/394 X

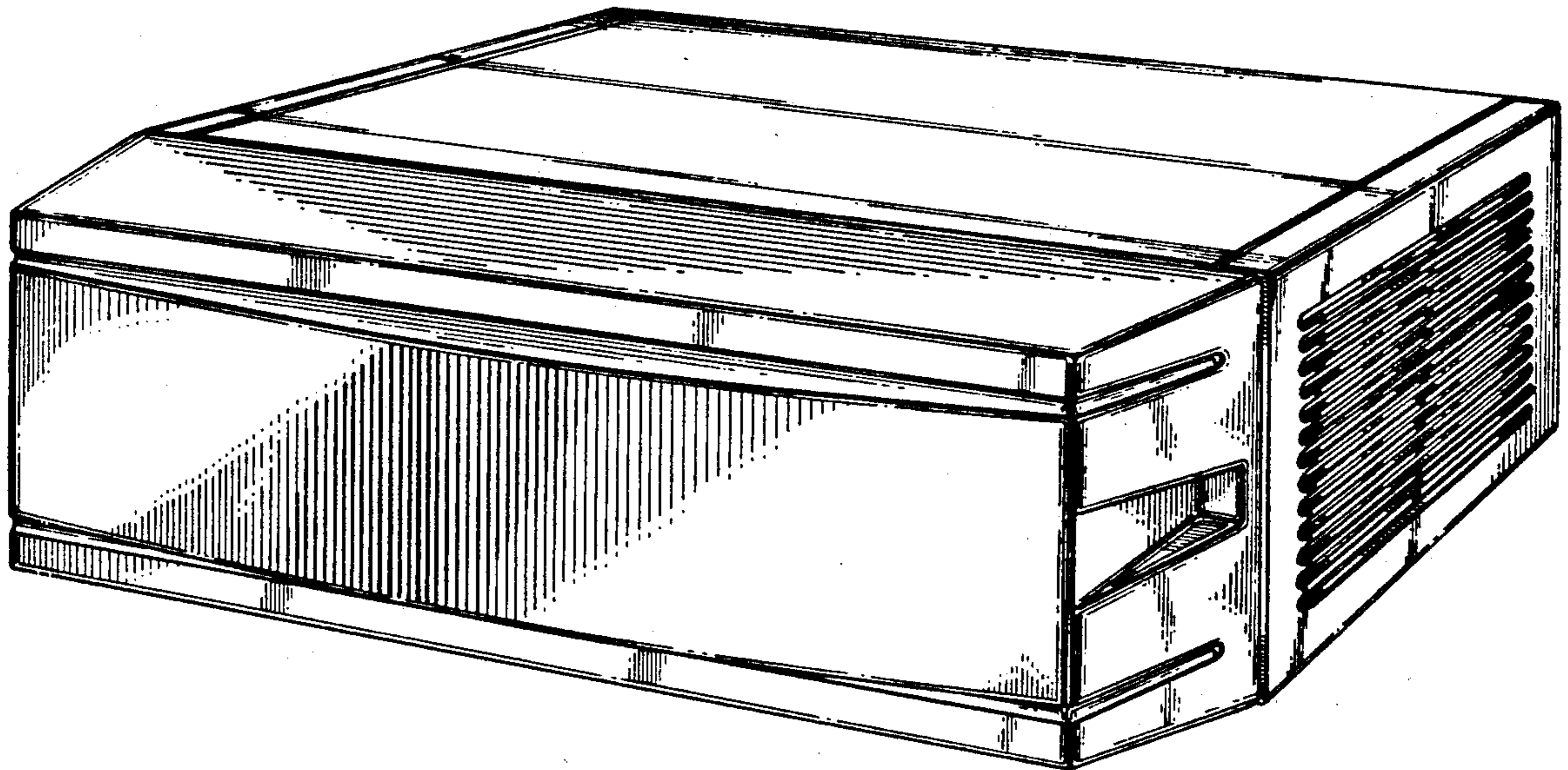


FIG. 1

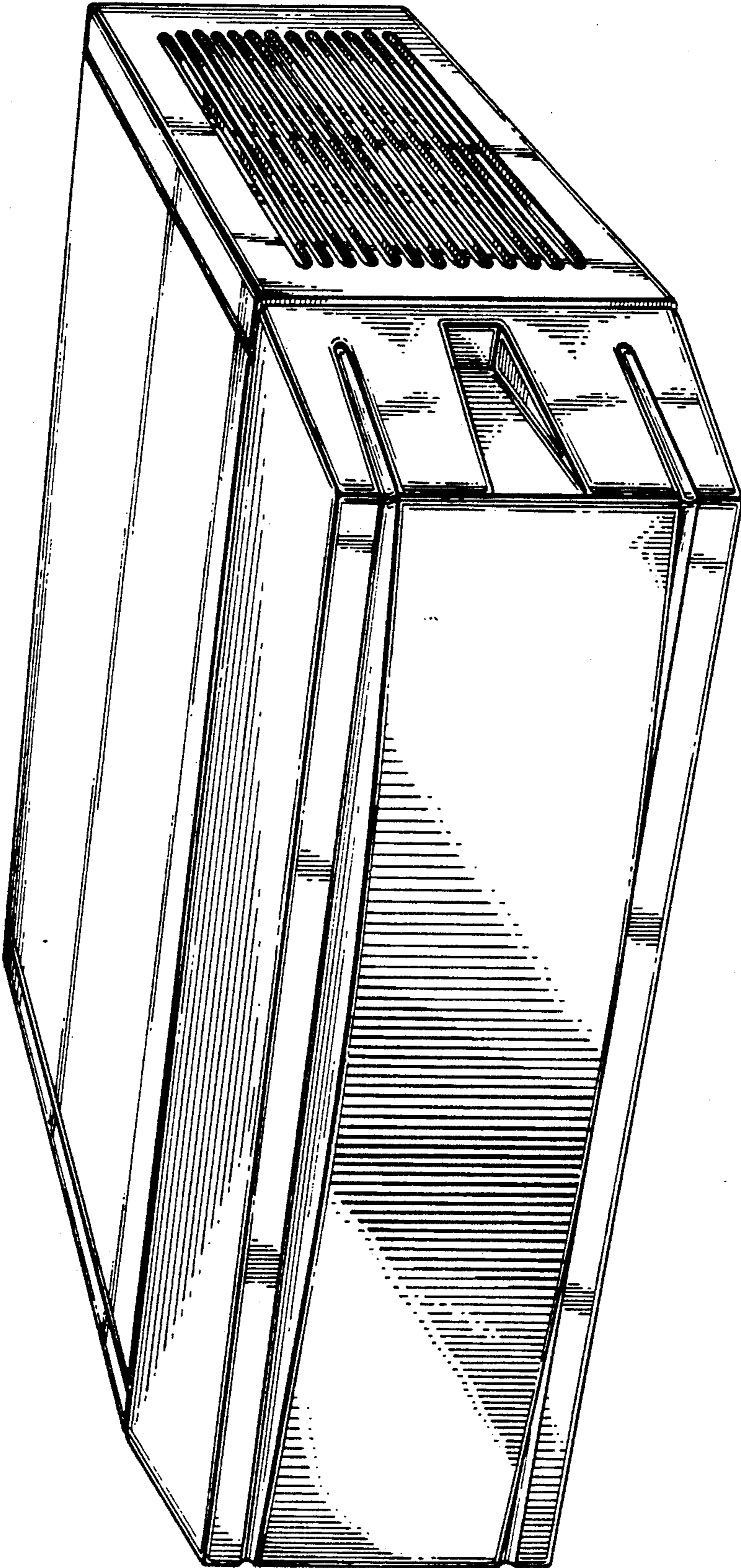


FIG. 2

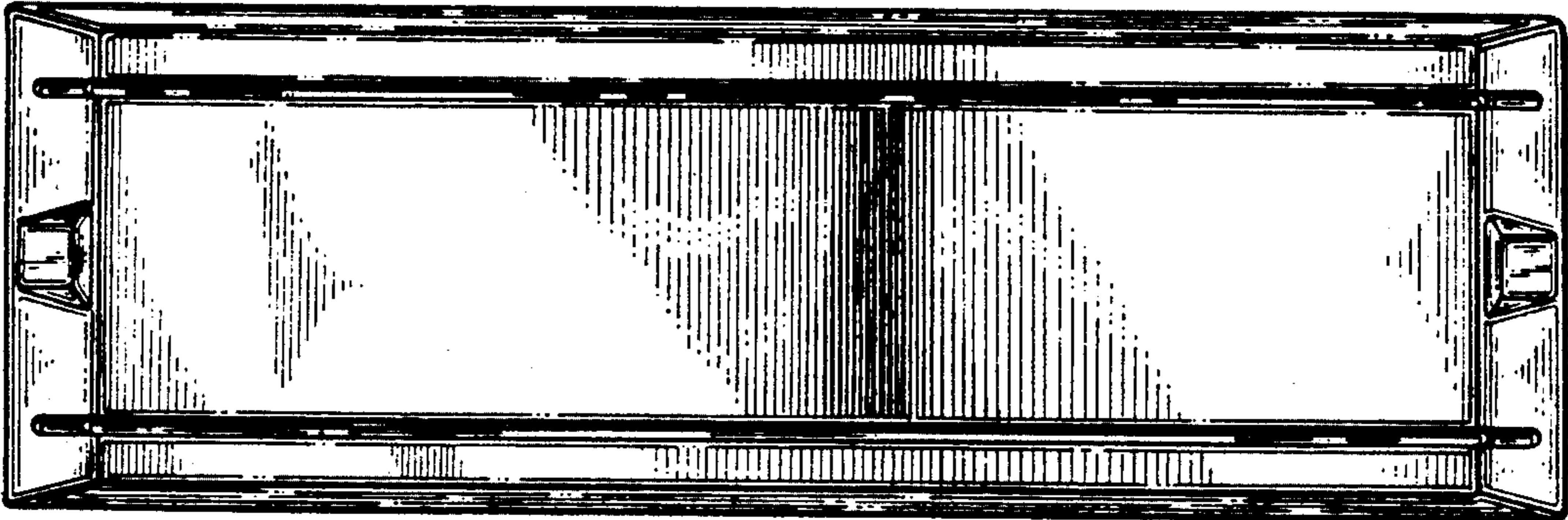


FIG. 3





FIG. 4



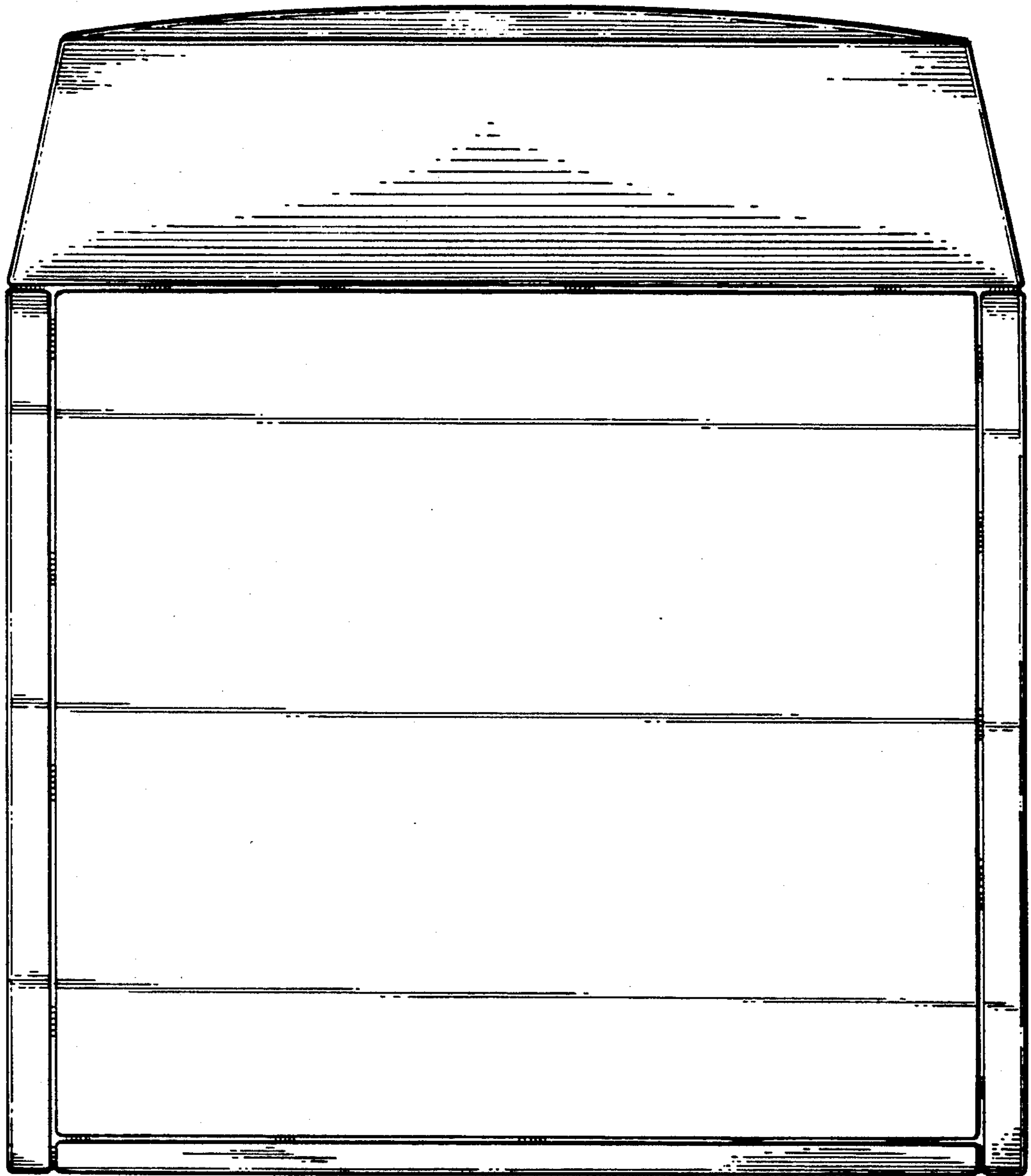


FIG. 5