



US00D330870S

United States Patent [19]

[11] Patent Number: **Des. 330,870**

Goldberg et al.

[45] Date of Patent: **** Nov. 10, 1992**

[54] WATCH BRACELET

D. 255,108	5/1980	Hofman	D11/3
D. 257,333	10/1980	Hofman	D11/3
D. 303,773	10/1989	Dirscherl	D11/3

[75] Inventors: **Jay M. Goldberg**, Studio City, Calif.;
Everett Rashotsky, 7 Greenridge Rd., Weston, Mass. 02193

Primary Examiner—A. Hugo Word
Assistant Examiner—R. Seifert
Attorney, Agent, or Firm—Edward T. Robinson

[73] Assignee: **Everett Rashotsky**, Weston, Mass.

[**] Term: **14 Years**

[57] **CLAIM**

[21] Appl. No.: **544,851**

The ornamental design for a watch bracelet, as shown and described.

[22] Filed: **Jun. 26, 1990**

DESCRIPTION

[52] U.S. Cl. **D11/3**

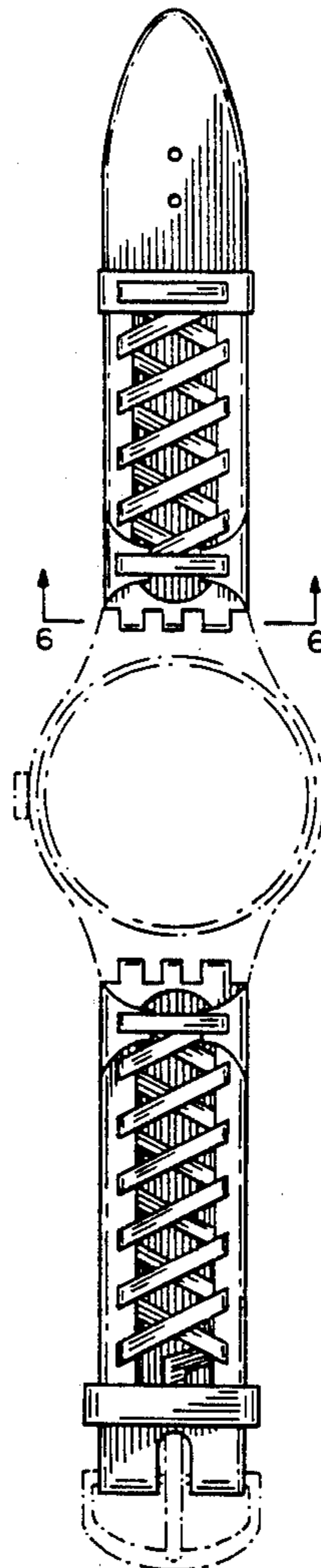
[58] Field of Search **D11/1-13,**
D11/15-25, 93, 94; 59/80-88, 90; 63/1.1-6;
224/171, 175, 178; D10/30-32

FIG. 1 is a top plan view of a watch bracelet showing my new design;
FIG. 2 is a right side elevation view thereof, the left side being a mirror image;
FIG. 3 is a bottom plan view thereof;
FIG. 4 is an end elevational view thereof;
FIG. 5 is an end elevational view of the side opposite that shown in FIG. 4; and,
FIG. 6 is a cross sectional view taken in the direction of the arrows along the lines 6—6.

[56] **References Cited**

U.S. PATENT DOCUMENTS

D. 46,644	11/1914	Shepard	D11/3
D. 62,490	6/1923	Lederer	D11/3
D. 254,963	5/1980	Hofman	D12/3



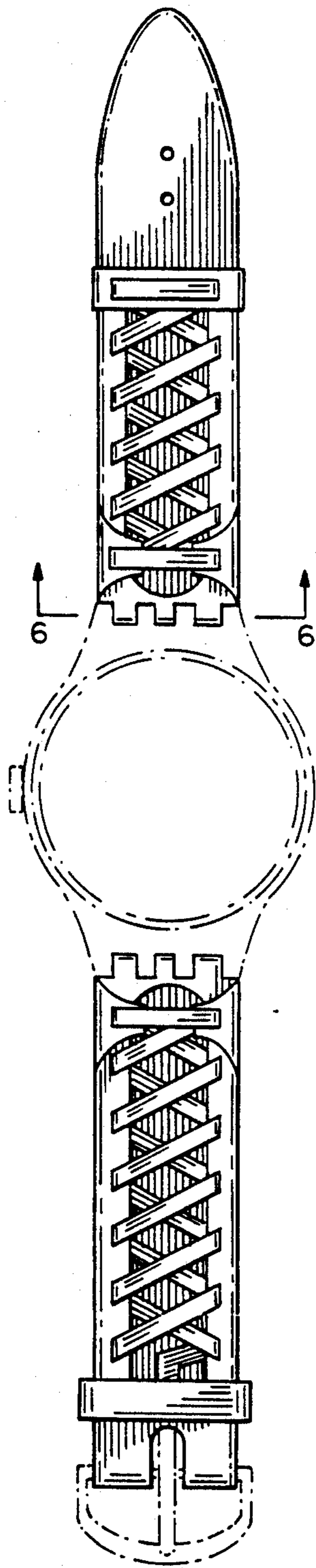


FIG. 1




FIG. 2

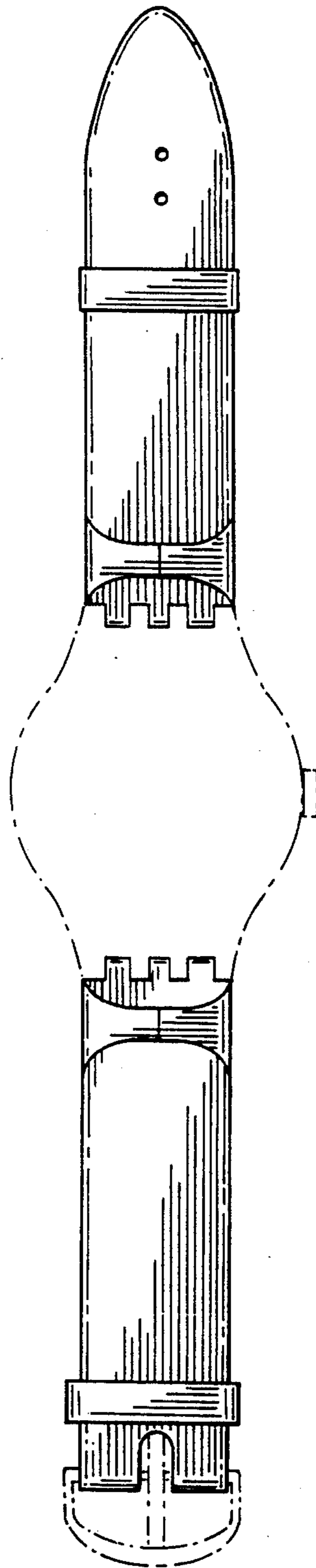


FIG. 3



FIG. 4



FIG. 5



FIG. 6