



US00D330862S

# United States Patent [19]

[11] Patent Number: **Des. 330,862**

Shibley et al.

[45] Date of Patent: **\*\* Nov. 10, 1992**

[54] **COMBINED FORMULA MIXER AND CONTAINER**

D. 251,612	4/1979	Lagerqiren et al.	.....	D24/197
D. 314,431	2/1991	Bielefeldt	.....	D24/197
2,569,139	9/1951	Abelson	.....	D24/197 X
4,911,315	3/1990	Shrum	.....	215/1 A X

[76] Inventors: **Charles Shibley; Mariam Shibley**,  
both of 5900 Oakman Blvd.,  
Dearborn, Mich. 48126

*Primary Examiner*—Terry A. Pfeffer  
*Attorney, Agent, or Firm*—Leon Gilden

[\*\*] Term: **14 Years**

[57] **CLAIM**

[21] Appl. No.: **554,811**

The ornamental design for a combined formula mixer and container, as shown and described.

[22] Filed: **Jul. 20, 1990**

**DESCRIPTION**

[52] U.S. Cl. .... **D10/46.2; D24/197**

[58] Field of Search ..... **D10/46.2; D24/197, 198, D24/199; 215/11.2, 11.5, 100 A, 365, 366, DIG. 8; 220/1 E, 85 D, 94 A**

FIG. 1 is a front elevational view of the combined formula mixer and container showing my new design; FIG. 2 is a rear elevational view thereof; FIG. 3 is a left side elevational view thereof; FIG. 4 is a right side elevational view thereof; FIG. 5 is a top plan view thereof; and, FIG. 6 is a bottom plan view thereof.

[56] **References Cited**

**U.S. PATENT DOCUMENTS**

D. 187,839 5/1960 Hoffstein ..... D24/197

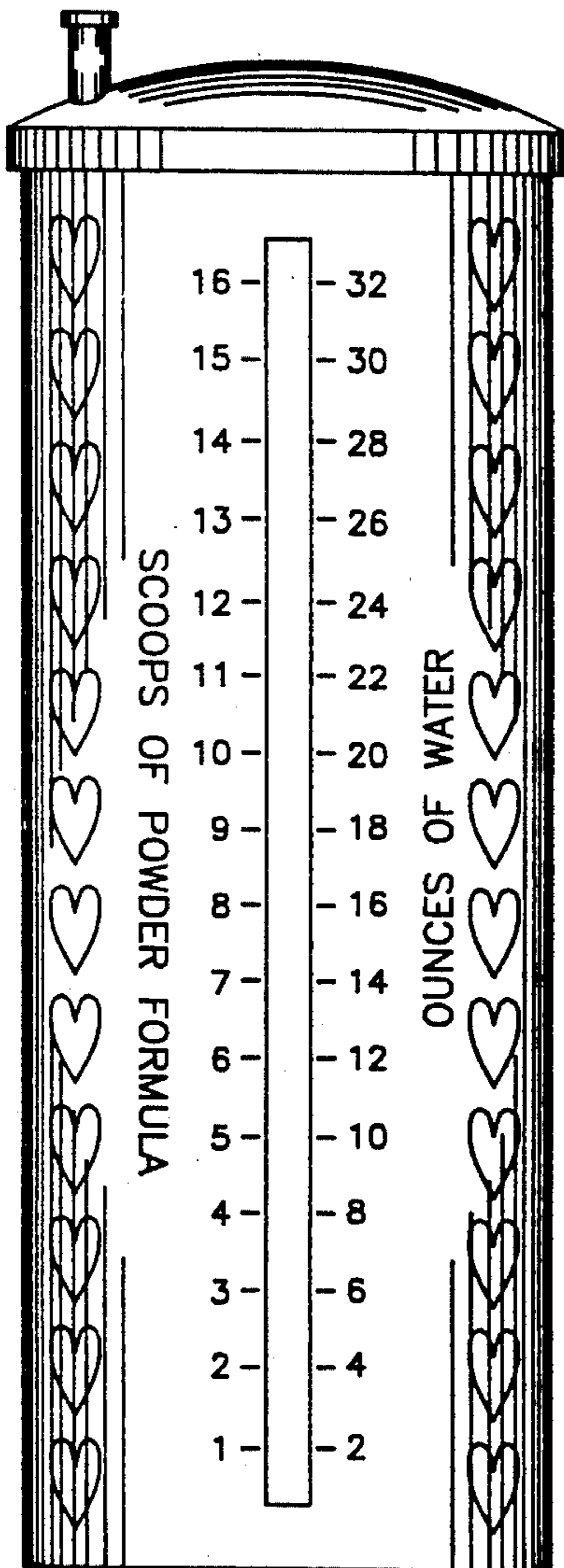


FIG. 1

FIG. 2

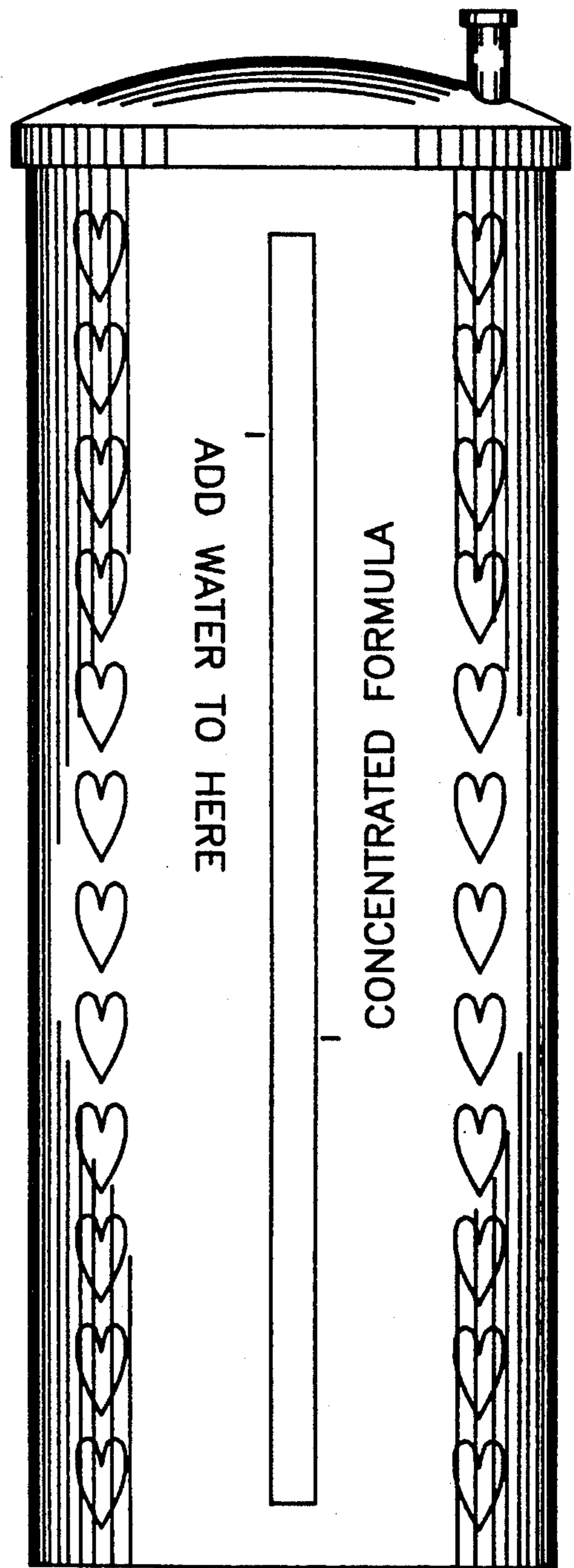
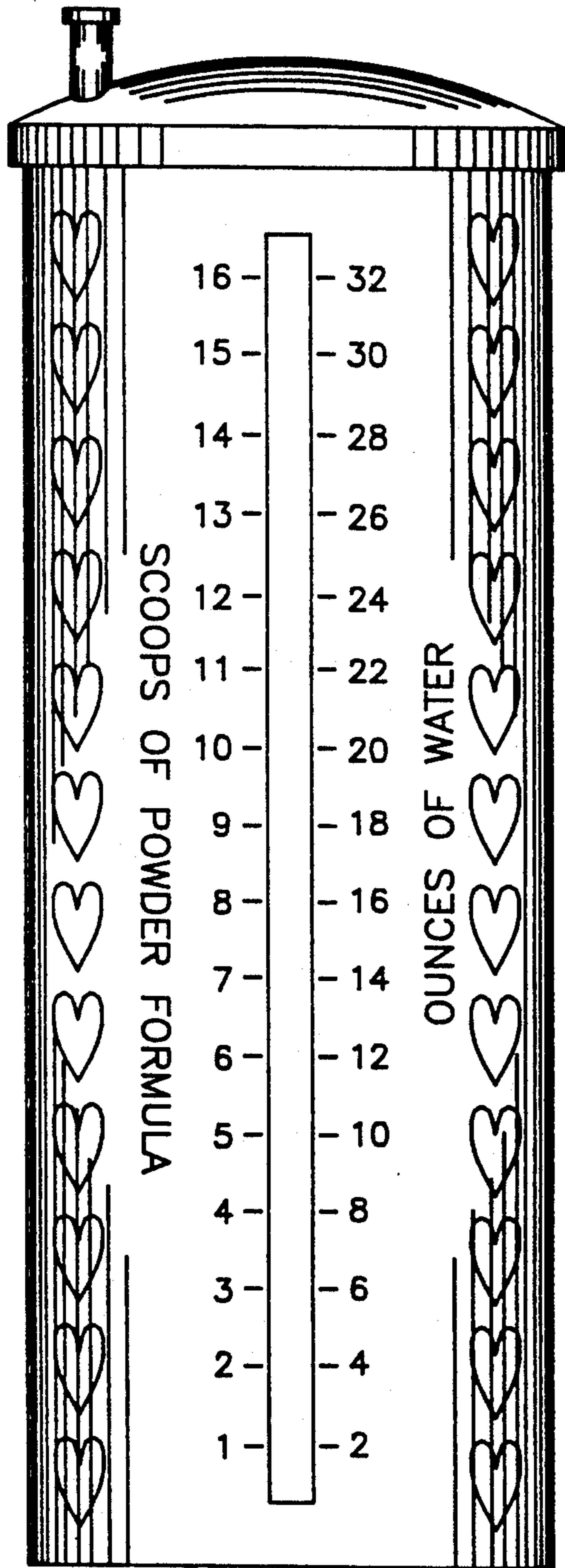


FIG. 3






FIG. 4





*FIG. 5*



*FIG. 6*

