



US00D330854S

United States Patent [19]

[11] Patent Number: **Des. 330,854**

Black, Sr.

[45] Date of Patent: **** Nov. 10, 1992**

[54] **BOX**

D. 317,697	6/1991	Lage	D7/624
1,502,013	7/1924	Benois	220/626 X
1,945,397	1/1934	Gray	220/675 X
4,836,488	6/1989	Ross	248/346.1

[76] Inventor: **Gary W. Black, Sr.**, 1136 Ebelhare Rd., Pottstown, Pa. 19464

[**] Term: **14 Years**

Primary Examiner—Bernard Ansher
Assistant Examiner—Prabhakar Deshmukh
Attorney, Agent, or Firm—Weiser & Stapler

[21] Appl. No.: **595,500**

[22] Filed: **Oct. 11, 1990**

[57] **CLAIM**

[52] U.S. Cl. **D9/345; D9/428**

The ornamental design for a box, as shown and described.

[58] Field of Search **D9/414, 424, 425, 428, D9/429, 347, 345, 337, 341; D3/30.1; 206/203, 541, 303, 446, 563; 229/902, 904.1, 4.5; 220/575, DIG. 12, DIG. 13, 675, 555, 626; D7/624; 248/346.1**

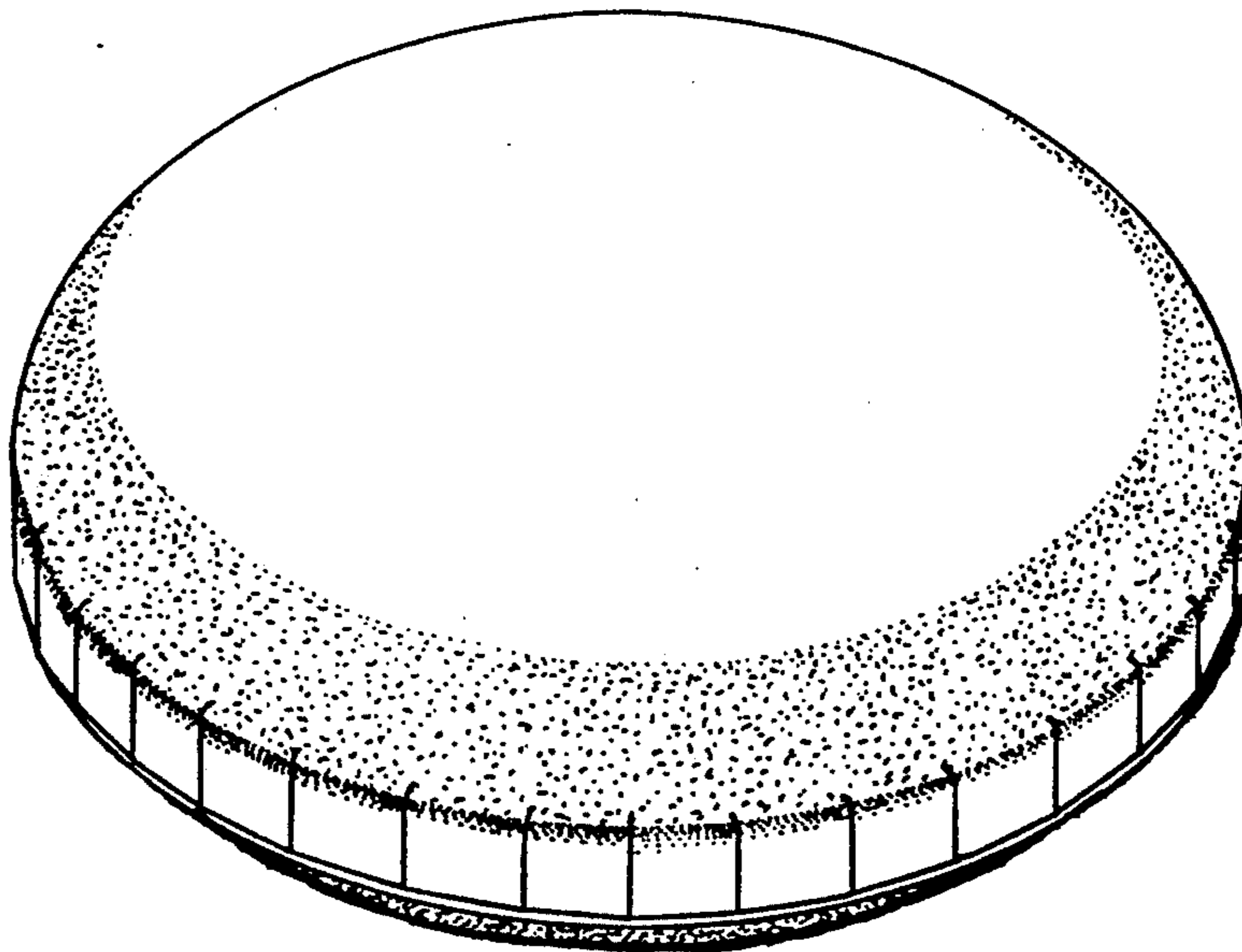
DESCRIPTION

[56] **References Cited**

U.S. PATENT DOCUMENTS

D. 215,766	10/1969	Dusek	D9/341 X
D. 244,065	4/1977	Daenen	D9/428 X
D. 292,176	10/1987	Kuerti	D9/428

FIG. 1 is a perspective view of a box showing my new design;
FIG. 2 is a top plan view thereof;
FIG. 3 is a bottom plan view thereof;
FIG. 4 is a rear elevational view thereof;
FIG. 5 is a front elevational view thereof; and,
FIG. 6 is a perspective view thereof; in expanded condition.



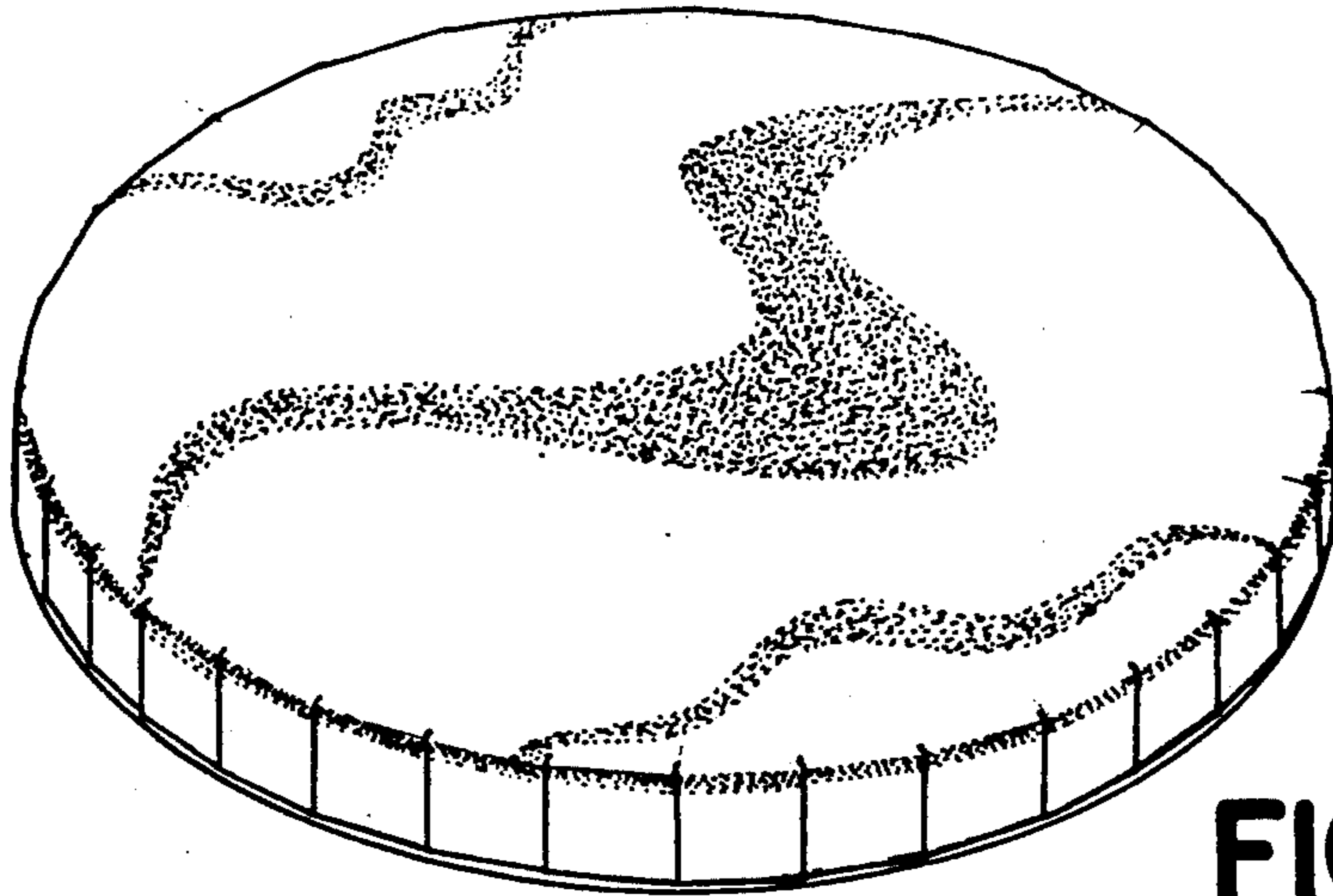


FIG. 1

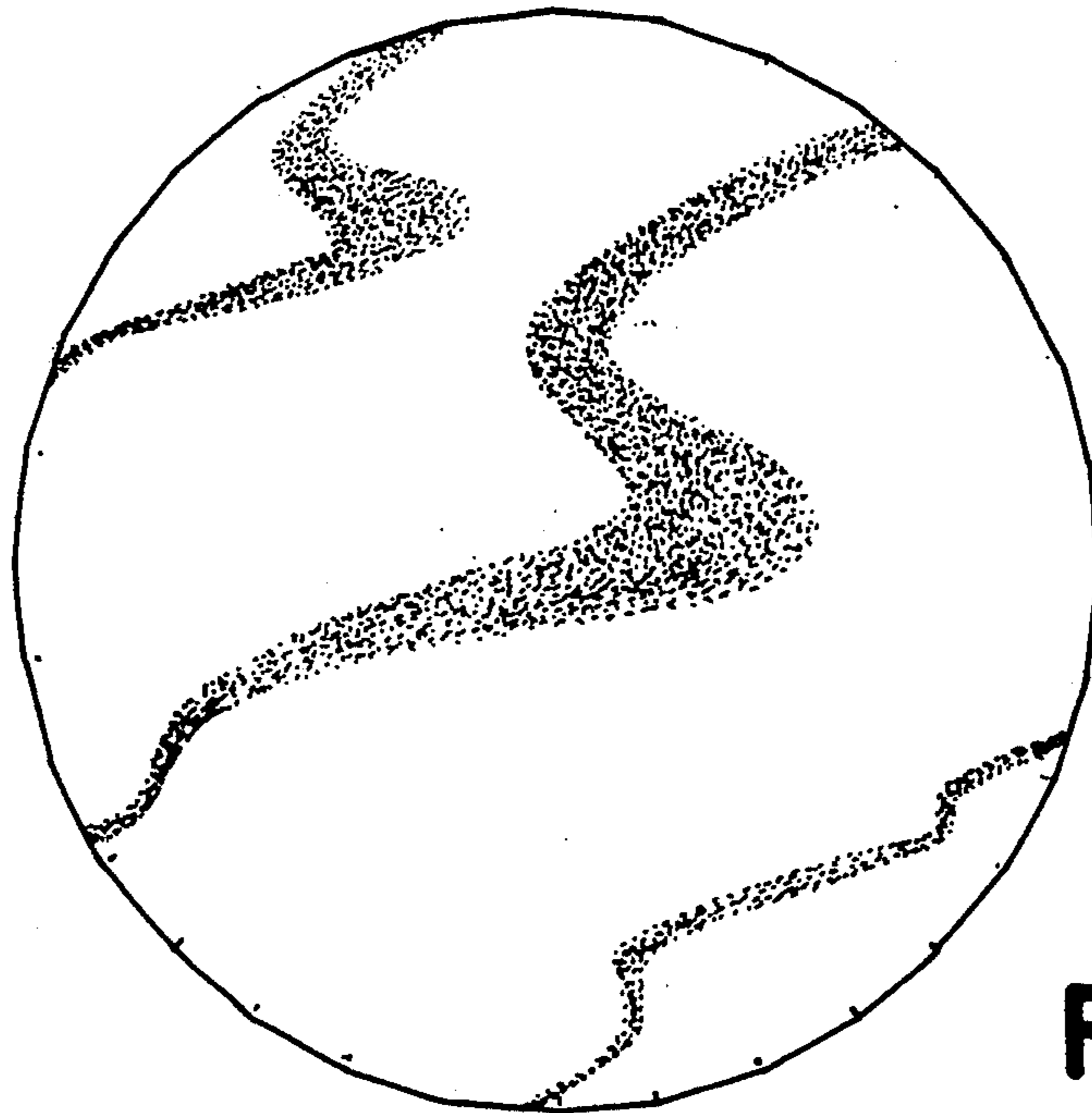


FIG. 2



FIG. 4

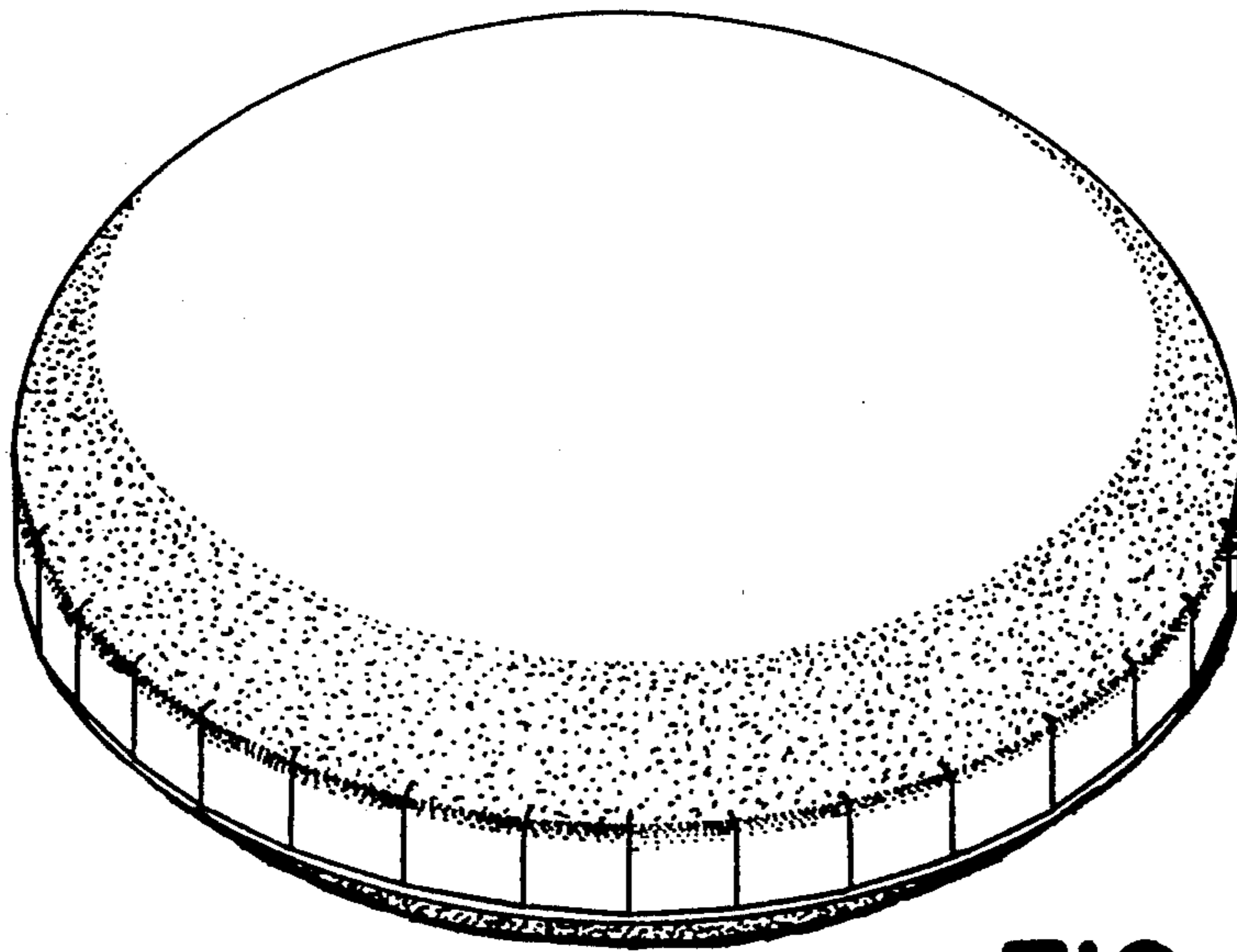


FIG. 6




FIG. 3



FIG. 5