



US00D330846S

United States Patent [19]

Woolledge et al.

[11] Patent Number: **Des. 330,846**

[45] Date of Patent: **** Nov. 10, 1992**

[54] **CONCRETE PIPE SPACER**

4,999,965 3/1991 Schmidgall et al. 52/684

[75] Inventors: **Michael B. Woolledge, St. Louis;
Gene B. Young, Kirkwood, both of
Mo.**

Primary Examiner—Wallace R. Burke
Assistant Examiner—H. Baynham
Attorney, Agent, or Firm—Kalish & Gilster

[73] Assignee: **Western Wire Products Company, St.
Louis, Mo.**

[57] **CLAIM**

The ornamental design for a concrete pipe spacer, as described and shown.

[**] Term: **14 Years**

[21] Appl. No.: **591,030**

[22] Filed: **Oct. 1, 1990**

[52] U.S. Cl. **D8/354**

[58] Field of Search **D8/354-370;
52/684, 687, 686**

DESCRIPTION

FIG. 1 is a front elevational view of a concrete pipe spacer showing my new design;
FIG. 2 is a right side elevational view thereof;
FIG. 3 is a rear elevational view thereof;
FIG. 4 is a top plan view thereof; and
FIG. 5 is a bottom plan view thereof.
FIG. 6 is a front elevational view of a second embodiment of the design shown in FIG. 1;
FIG. 7 is a left side elevational view thereof;
FIG. 8 is a right side elevational view thereof;
FIG. 9 is a rear elevational view thereof;
FIG. 10 is a top plan view thereof; and,
FIG. 11 is a bottom plan view thereof.

[56] **References Cited**

U.S. PATENT DOCUMENTS

- 3,471,986 10/1969 Swenson .
- 3,722,164 3/1973 Schmidgall .
- 4,301,638 11/1981 Schmidgall .
- 4,939,883 7/1990 Swenson 52/686
- 4,989,388 2/1991 Schmidgall et al. D8/354 X




FIG. 1




FIG. 2



FIG. 3




FIG. 4



FIG. 5



FIG. 7



FIG. 6




FIG. 8



FIG. 9




FIG. 10



FIG. 11

