



US00D330844S

# United States Patent [19]

[11] Patent Number: **Des. 330,844**

Chang

[45] Date of Patent: **\*\* Nov. 10, 1992**

[54] **STEERING WHEEL LOCK**

[76] Inventor: **Peter J. H. Chang**, 3F-1, No. 99, Sec. 2, Chungshan N. Rd., Taipei, Taiwan

[\*\*] Term: **14 Years**

[21] Appl. No.: **763,403**

[22] Filed: **Sep. 17, 1991**

[52] U.S. Cl. .... **D8/331**

[58] Field of Search ..... **D8/330-331, D8/336, 338-339, 341-342; 70/207-211, 214-215, 225-226, 237-238; 292/289**

[56] **References Cited**

**U.S. PATENT DOCUMENTS**

4,730,470	3/1988	Zane et al. ....	70/211 X
4,848,110	7/1989	Kuo .....	70/238 X
5,052,201	10/1991	Liou .....	70/209
5,092,146	3/1992	Wang .....	70/226 X

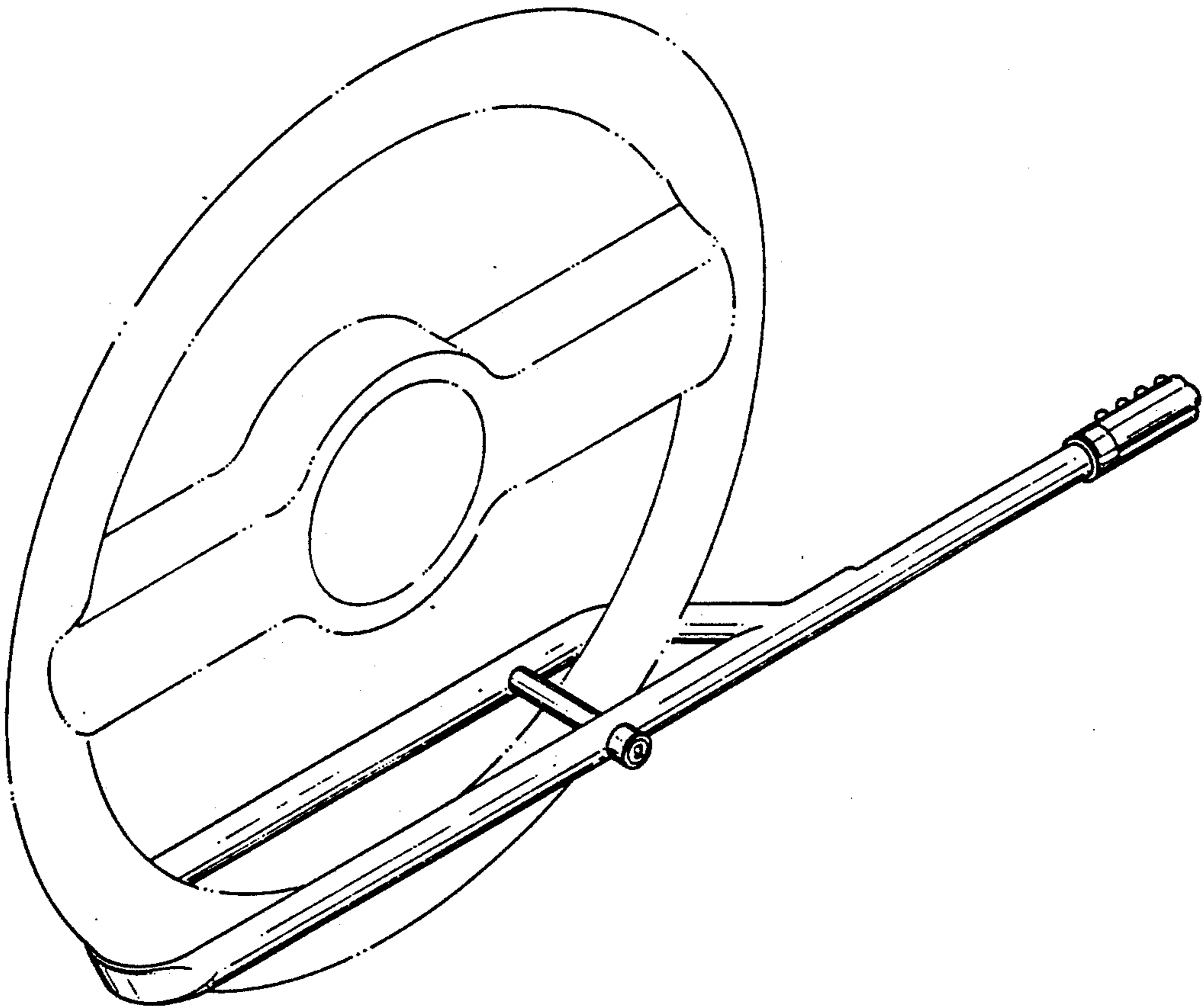
*Primary Examiner*—Brian N. Vinson  
*Attorney, Agent, or Firm*—Varndell Legal Group

[57] **CLAIM**

The ornamental design for steering wheel lock, as shown and described.

**DESCRIPTION**

FIG. 1 is a top, front, and left side perspective view of a steering wheel lock showing my new design; FIG. 2 is a front elevational view thereof; FIG. 3 is a rear elevational view thereof; FIG. 4 is a left side elevational view thereof; FIG. 5 is a right side elevational view thereof; FIG. 6 is a top plan view thereof, the bottom being a mirror image of that shown; and, FIG. 7 is a reduced top, front, and left side perspective view thereof, the broken-line disclosure of a steering wheel being for illustrative purposes only and forming no part of the claimed design.



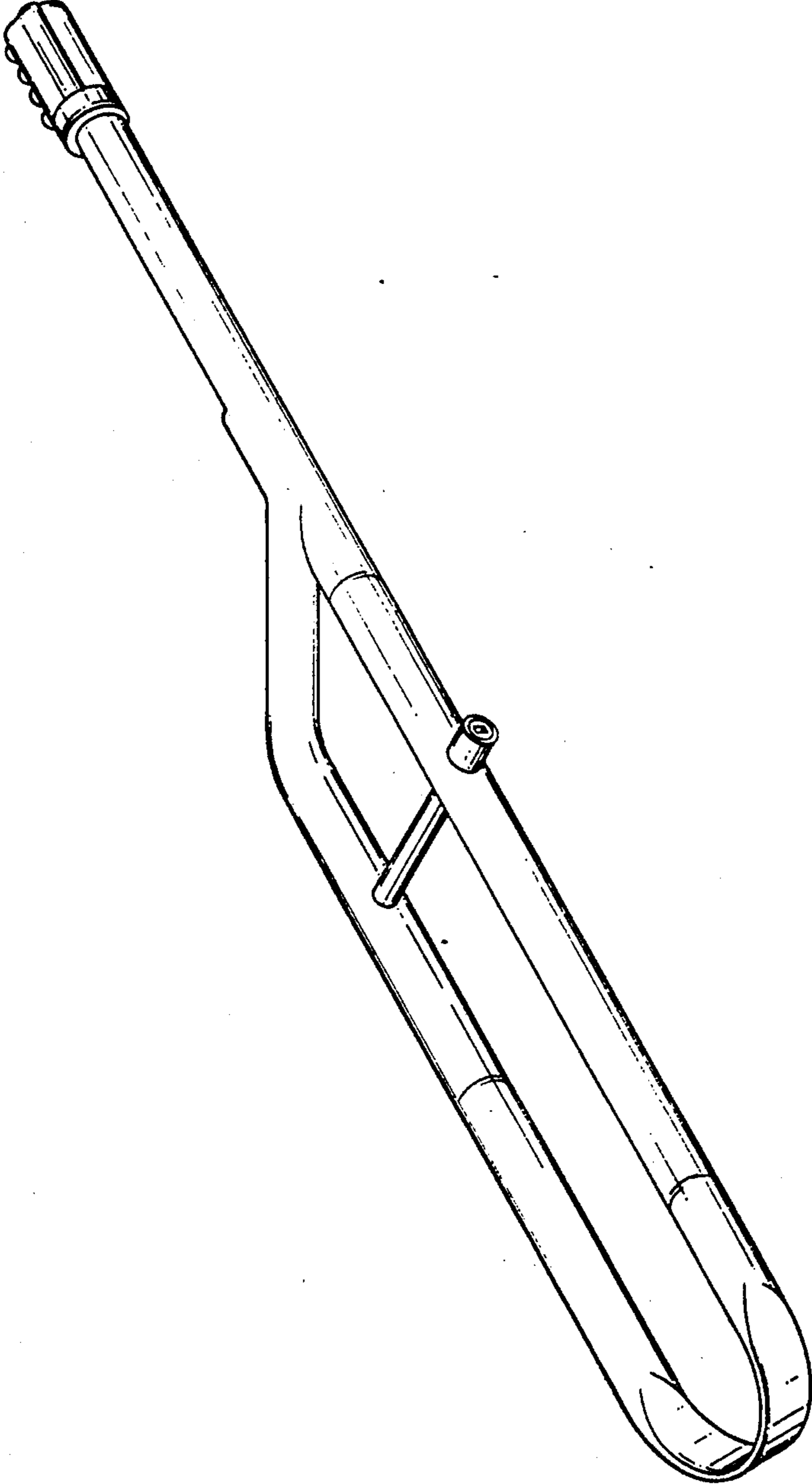


Fig 1

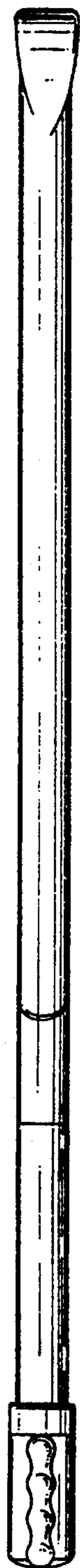


Fig 3




Fig 2



Fig 5



Fig 4

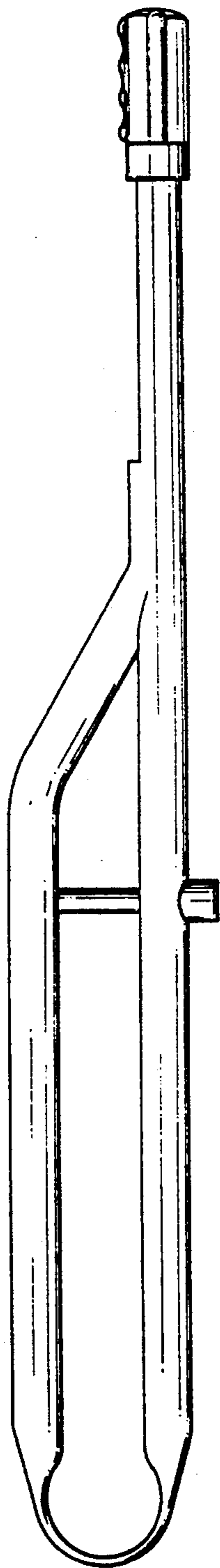


Fig 6

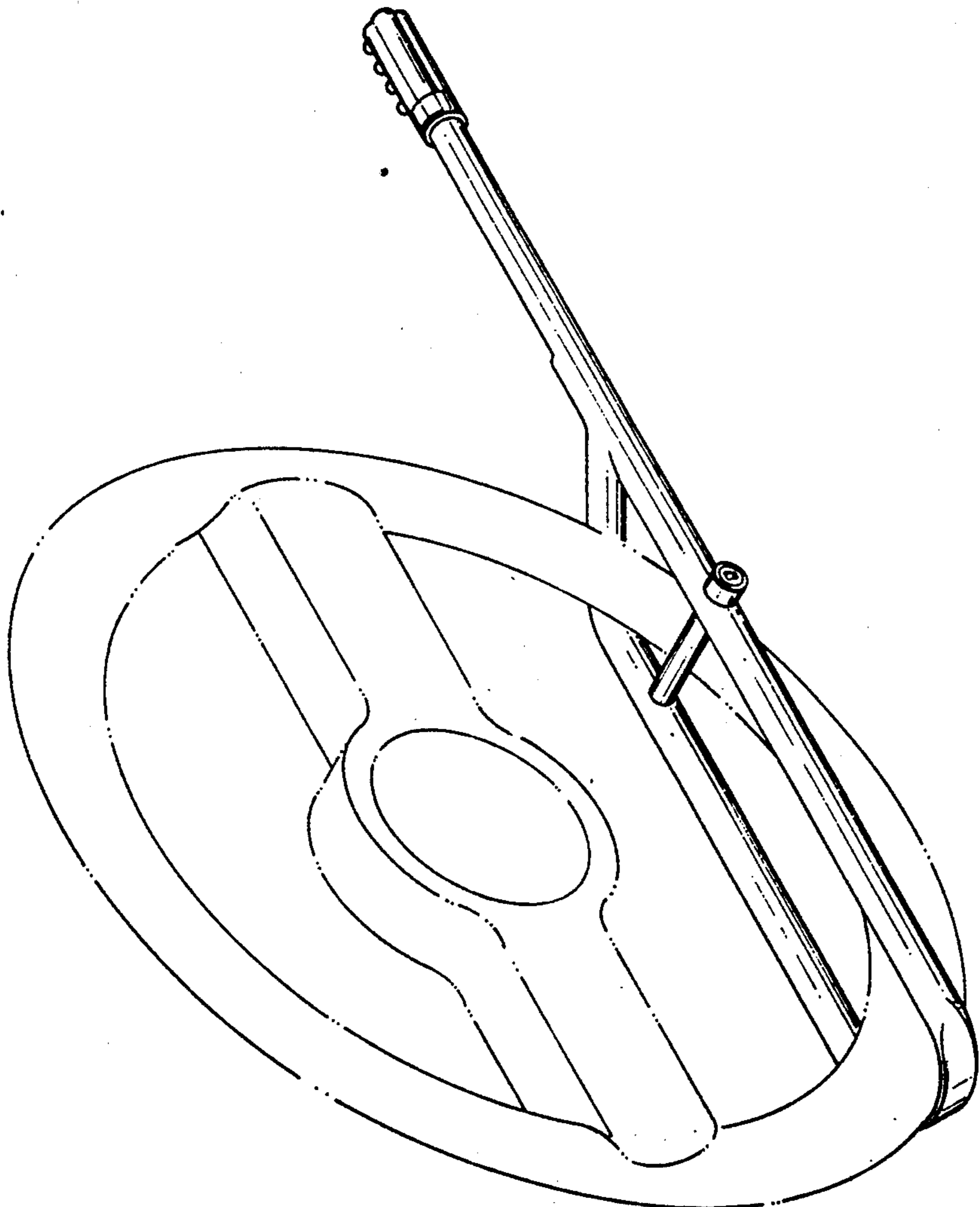


Fig 7