



US00D330839S

United States Patent [19]

[11] Patent Number: **Des. 330,839**

Barrington et al.

[45] Date of Patent: **** Nov. 10, 1992**

[54] **SLIDING DOOR PULL HANDLE**

D. 204,979 6/1966 Loeb D8/318

[75] Inventors: **Paul B. Barrington, Warroad; Stephen L. Frish, Minneapolis; James C. Krahn, Warroad, all of Minn.**

OTHER PUBLICATIONS

Schlage Handcrafted Cat. C75H; ©1974; p. 24; Pull "Scroll".

[73] Assignee: **Marvin Lumber and Cedar Co., Warroad, Minn.**

Primary Examiner—B. J. Bullock
Attorney, Agent, or Firm—Lawrence M. Nawrocki

[**] Term: **14 Years**

[57] **CLAIM**

[21] Appl. No.: **642,374**

The ornamental design for a sliding door pull handle, as shown and described.

[22] Filed: **Jan. 17, 1991**

DESCRIPTION

[52] U.S. Cl. **D8/315**

[58] Field of Search **D8/315, 318, 319; 16/110 R, 125; 292/347, DIG. 46**

FIG. 1 is a perspective view of a sliding door pull handle showing our new design;

FIG. 2 is an enlarged left side elevational view thereof;

FIG. 3 is an enlarged right side elevational view thereof;

FIG. 4 is an enlarged front elevational view thereof;

FIG. 5 is an enlarged rear elevational view thereof;

FIG. 6 is an enlarged top plan view thereof; and,

FIG. 7 is an enlarged bottom plan view thereof.

[56] **References Cited**

U.S. PATENT DOCUMENTS

- D. 175,452 8/1955 Aleks D8/315
- D. 186,763 12/1959 Heyer D8/319
- D. 197,211 12/1963 Morgan D8/315

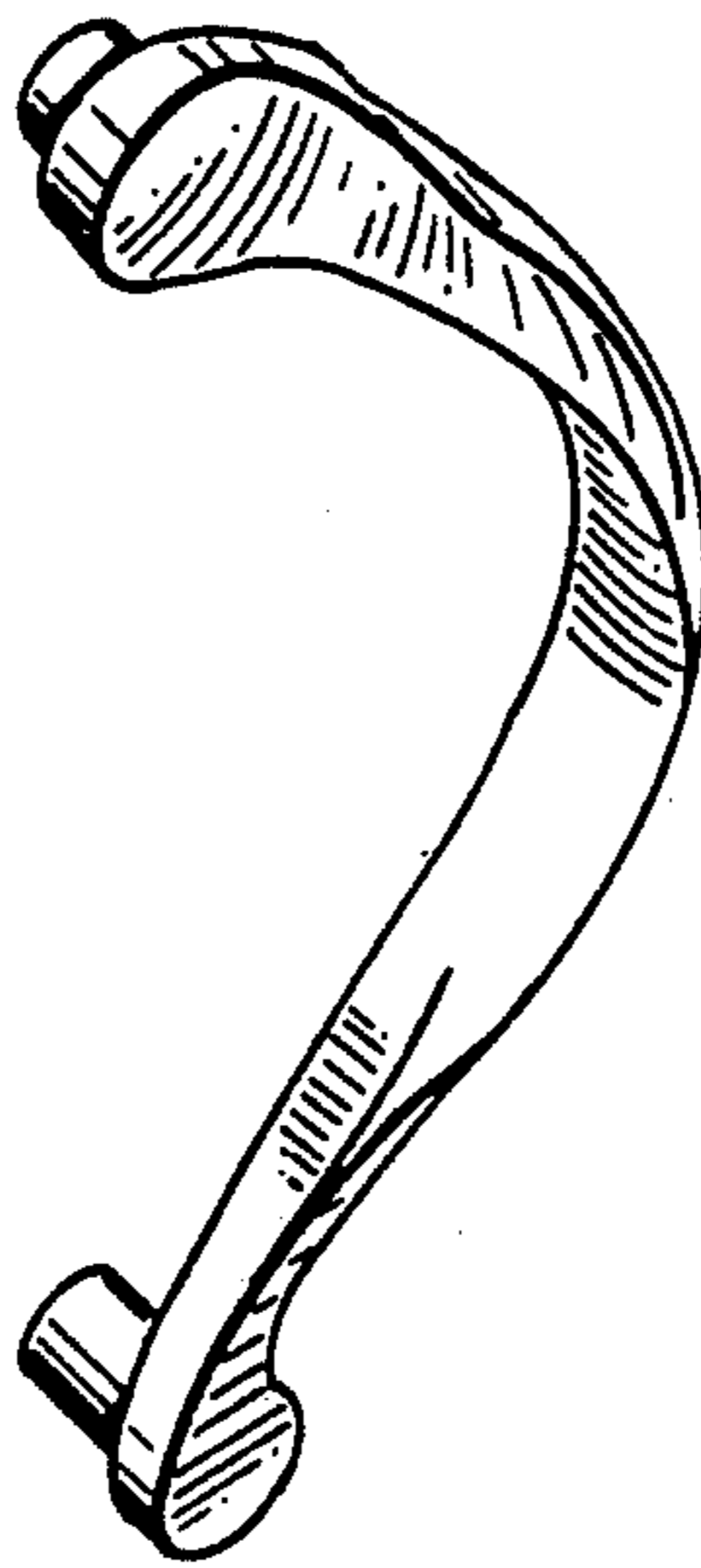


Fig. 1

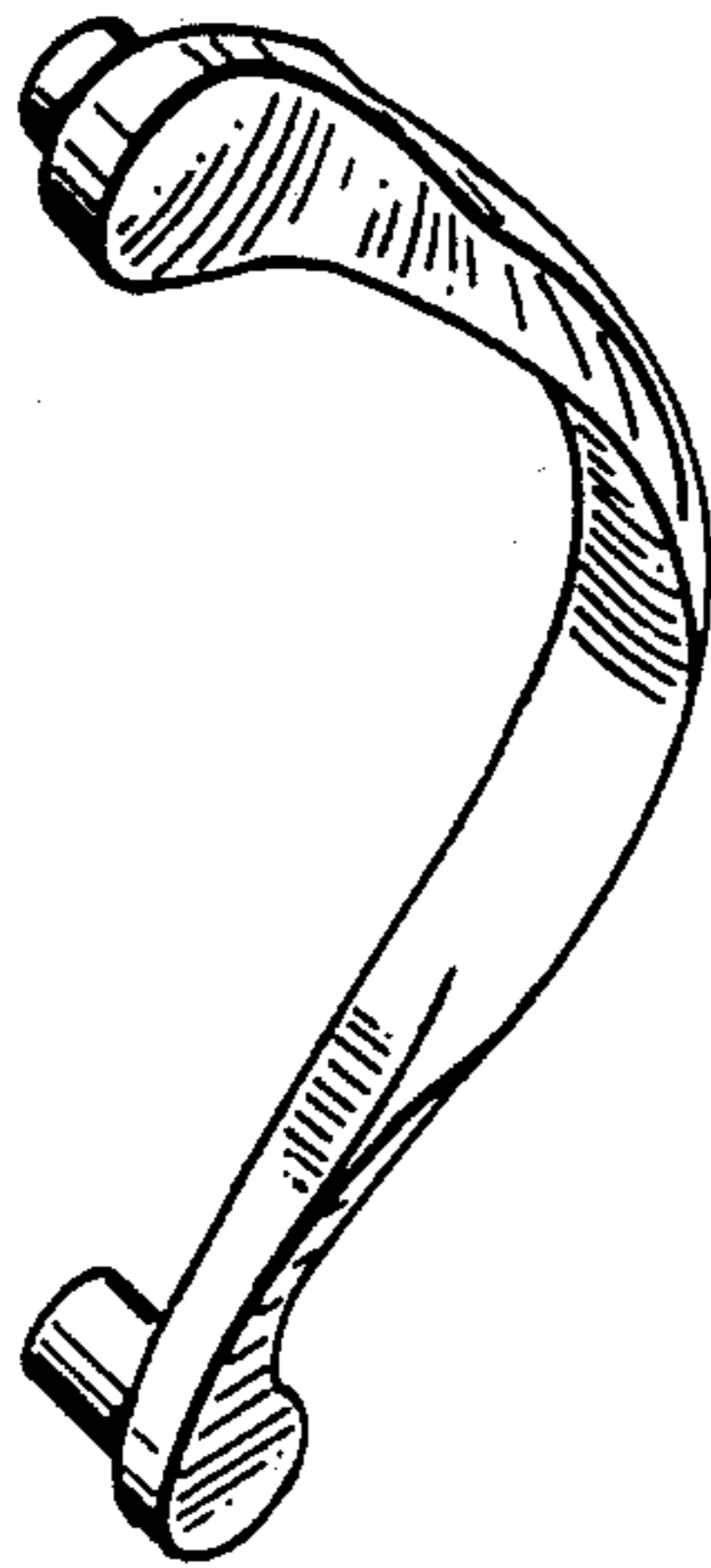


Fig. 2




Fig. 3

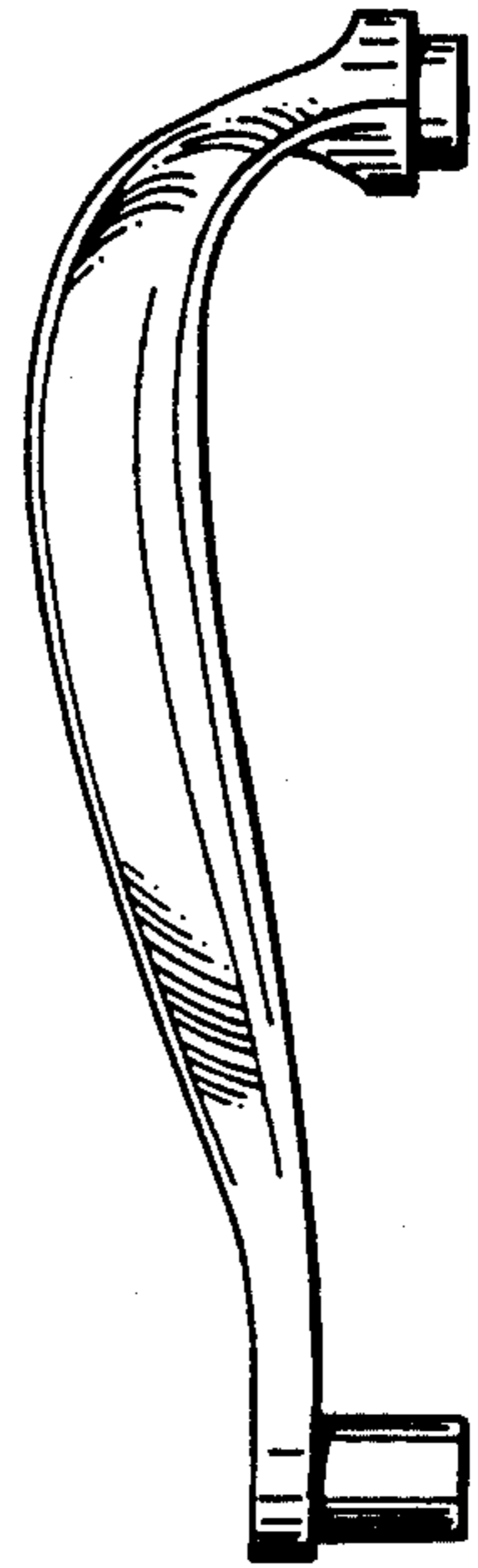


Fig. 4



Fig. 5




Fig. 6

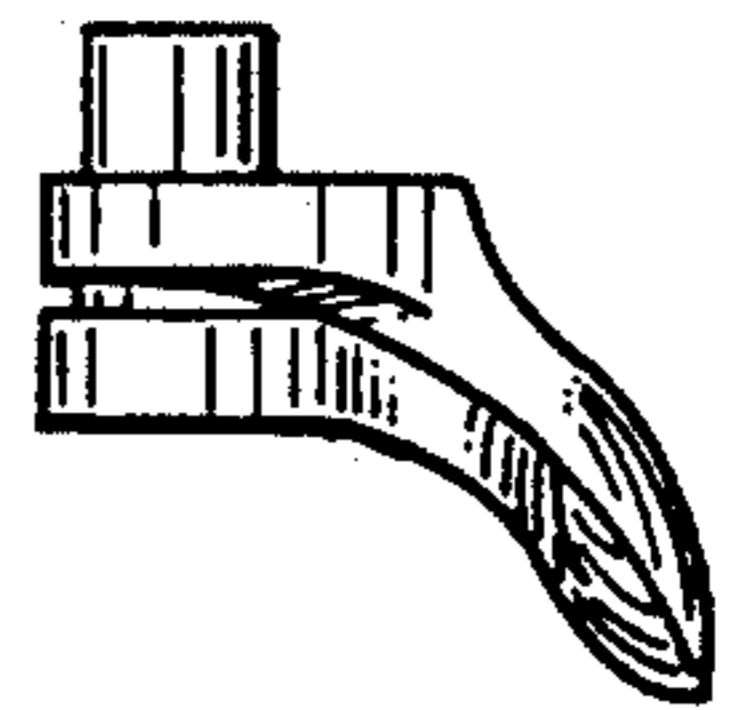


Fig. 7

