



US00D330838S

United States Patent [19]

[11] Patent Number: **Des. 330,838**

Heili et al.

[45] Date of Patent: **** Nov. 10, 1992**

[54] **ACTUATOR HANDLE FOR ROLL PAPER TOWEL DISPENSER CABINET**

D. 293,750	1/1988	Leotta	D6/522
D. 297,106	8/1988	White et al.	D8/307
2,946,587	7/1960	Ryno	D6/522
4,974,783	12/1990	Campbell	242/55.53

[75] Inventors: **Dean H. Heili, Manitowoc; James A. Diring, Green Bay, both of Wis.**

Primary Examiner—B. J. Bullock
Attorney, Agent, or Firm—Thomas R. Lampe

[73] Assignee: **James River Corporation, Richmond, Va.**

[57] **CLAIM**

[**] Term: **14 Years**

The ornamental design for an actuator handle for roll paper towel dispenser cabinet, as shown and described.

[21] Appl. No.: **581,974**

DESCRIPTION

[22] Filed: **Sep. 14, 1990**

[52] U.S. Cl. **D8/300**

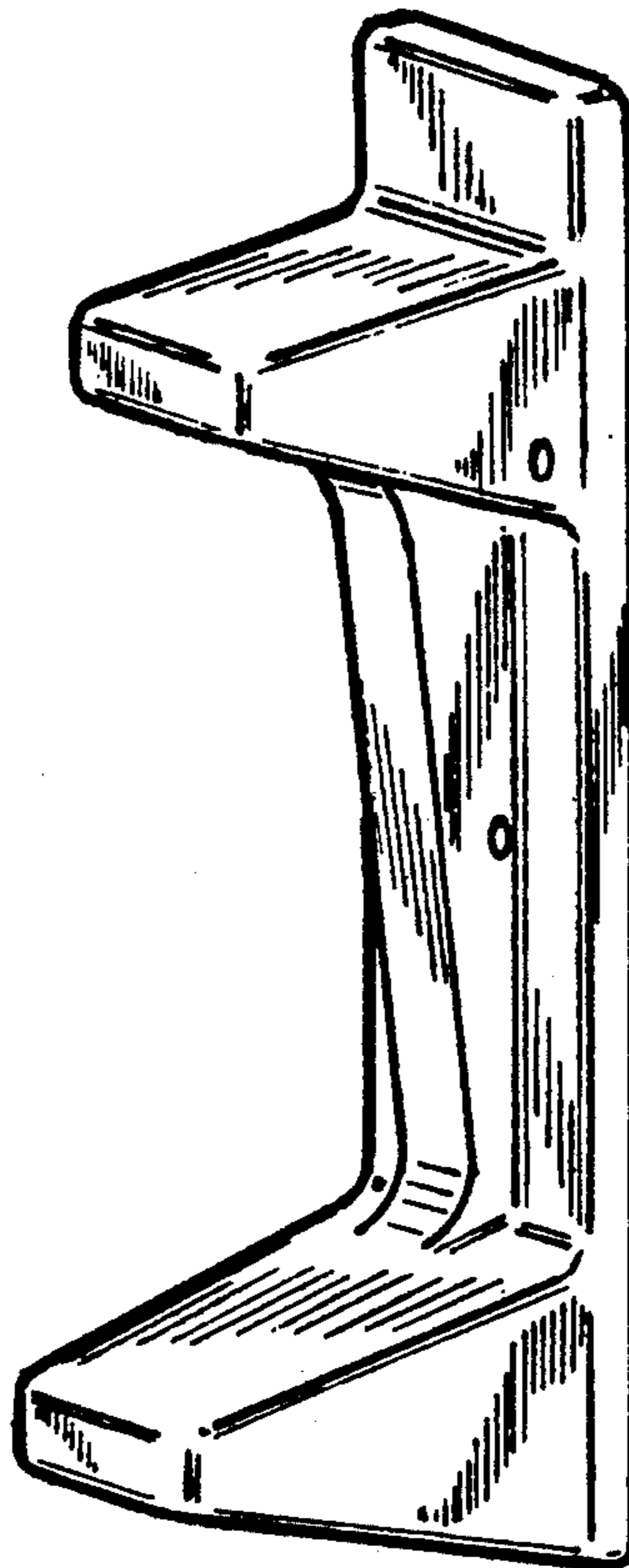
[58] Field of Search **D8/300, 307; D6/522; 16/110 R, 124; 242/55.53; 312/34.1, 34.8**

FIG. 1 is an actuator handle for roll paper towel dispenser cabinet showing my new design;
FIG. 2 is an enlarged right side elevational view thereof, the left side being a mirror image;
FIG. 3 is an enlarged front elevational view thereof;
FIG. 4 is an enlarged rear elevational view thereof;
FIG. 5 is an enlarged bottom plan view thereof; and,
FIG. 6 is an enlarged top plan view thereof.

[56] **References Cited**

U.S. PATENT DOCUMENTS

D. 219,355 12/1970 Tucker et al. D6/522






FIG. 1.

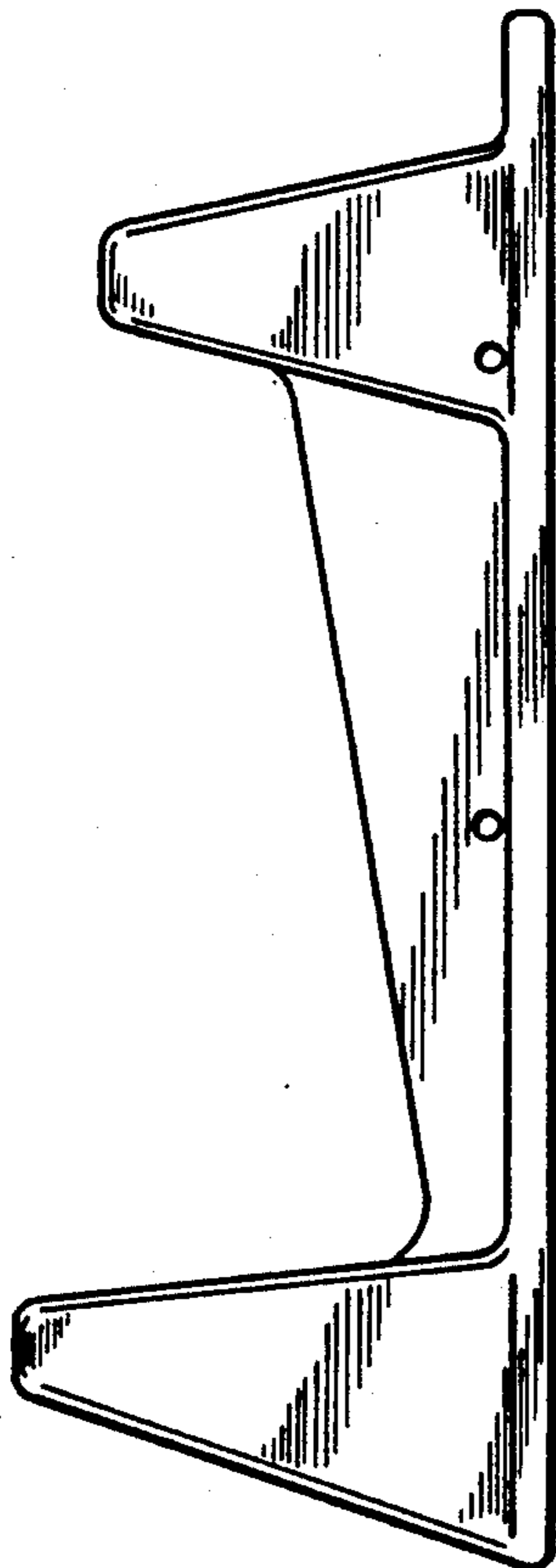


FIG. 2.

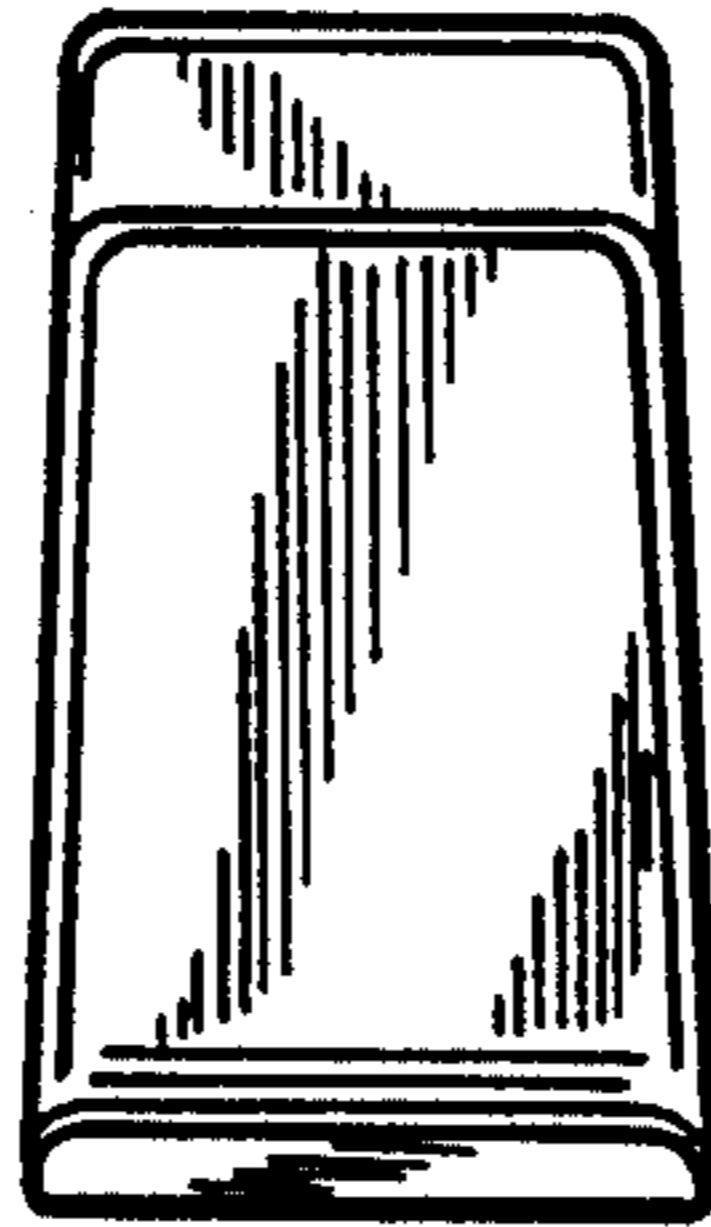


FIG. 6.



FIG. 5.




FIG. 3.



FIG. 4.