



US00D330817S

United States Patent [19]

[11] Patent Number: **Des. 330,817**

Lemire

[45] Date of Patent: **** Nov. 10, 1992**

[54] TELEVISION ACCESSORY CADDY

[76] Inventor: **Richard R. Lemire**, 80 Fourth Ave., Lowell, Mass. 01854

[**] Term: **14 Years**

[21] Appl. No.: **672,605**

[22] Filed: **Mar. 20, 1991**

[52] U.S. Cl. **D6/466; D6/419; D6/467; D6/475; D19/86**

[58] Field of Search **D25/119, 121, 122; D19/90, 91, 92, 86, 49; D6/449, 396, 397, 473, 466-468, 462-465, 475, 476, 419; 248/346, 309.1, 205.2, 176, 174, 441.1, 444.1, 450, 451, 459, 442.2; 211/13, 41, 45, 50**

3,086,658 4/1963 Palmer 211/50

FOREIGN PATENT DOCUMENTS

0853581 11/1960 United Kingdom D25/119

OTHER PUBLICATIONS

Global Catalog, item at lower left, p. 64.
 J. D. Acrylics, p. 21.
 Dahlstrom Catalog, p. 115, item 980.

Primary Examiner—Carmen H. Vales-Lado
Assistant Examiner—Jeffrey Asch
Attorney, Agent, or Firm—Richard C. Litman

CLAIM

The ornamental design for a television accessory caddy, as shown and described.

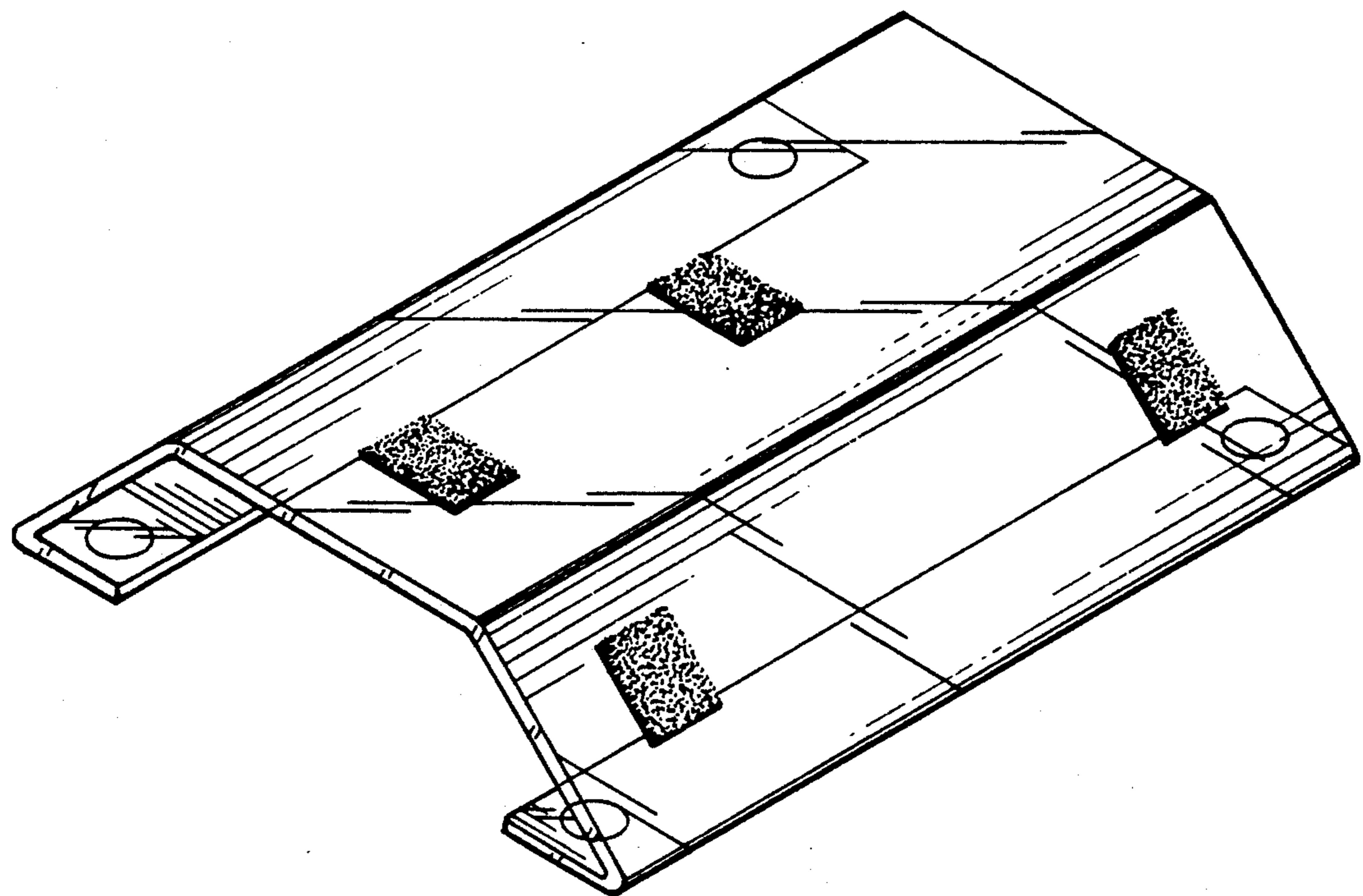
DESCRIPTION

FIG. 1 is a top plan view of a television accessory caddy showing my new design;
 FIG. 2 is a bottom plan view thereof;
 FIG. 3 is an end elevational view, the opposite end being a mirror image thereof;
 FIG. 4 is a side elevational view, the opposite side being a mirror image thereof; and,
 FIG. 5 is a perspective view thereof.
 The broken line showings of television accessories in FIG. 3 are for illustrative purposes only.

References Cited

U.S. PATENT DOCUMENTS

D. 204,889	5/1966	Gingher	D25/121 X
D. 247,015	1/1978	Fowlie	D6/475
D. 251,251	3/1979	Tiedemann	D19/92 X
D. 281,842	12/1985	Blocklinger	D6/419
D. 293,493	12/1987	Garr	D6/449
D. 296,168	6/1988	Weaver	D6/475
D. 315,366	3/1991	Greenspahn	D19/92 X
D. 319,936	9/1991	Lowe	D6/466
D. 326,196	5/1992	Shikoff et al.	D6/467



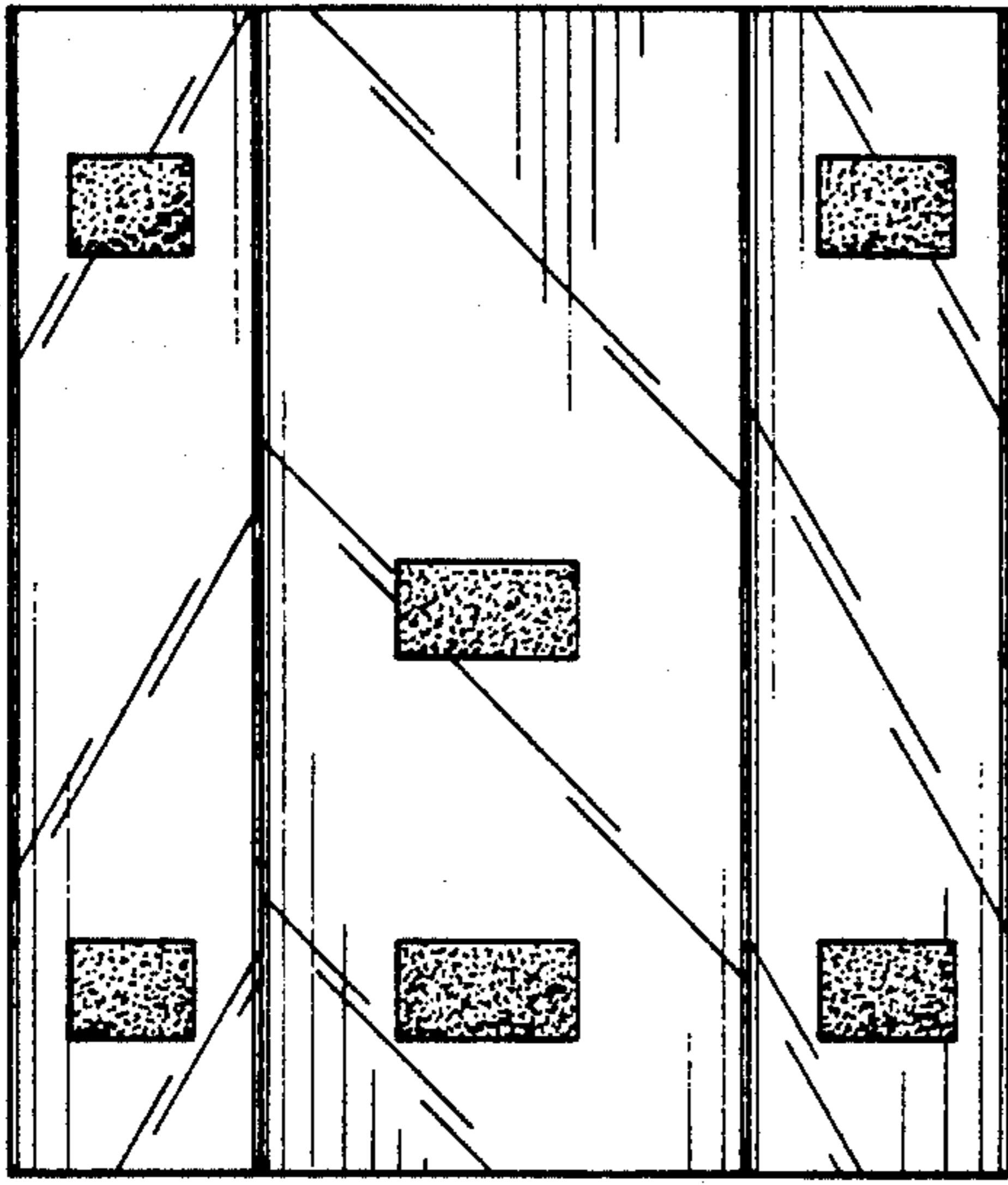


Fig 1

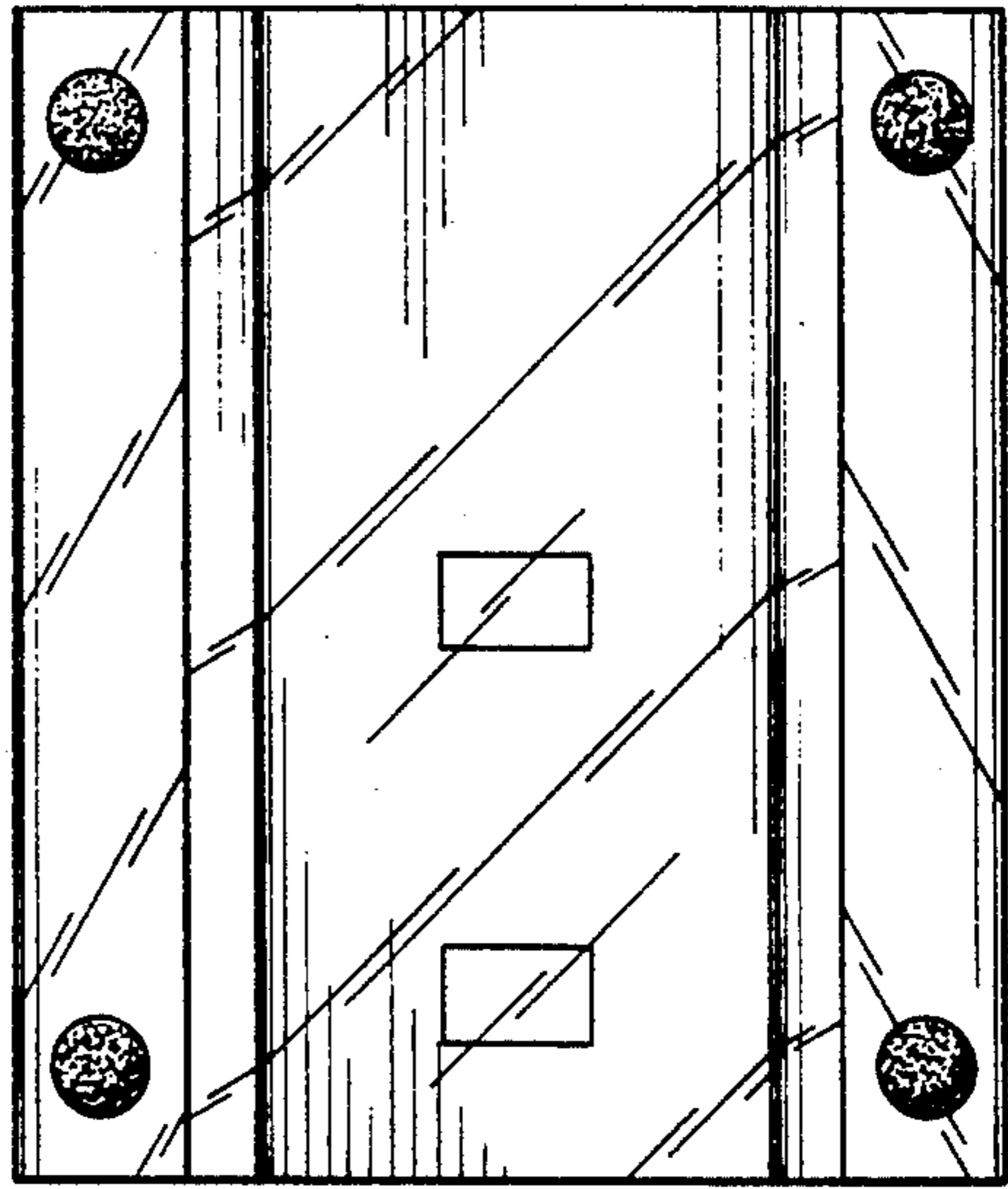


Fig 2




Fig 3

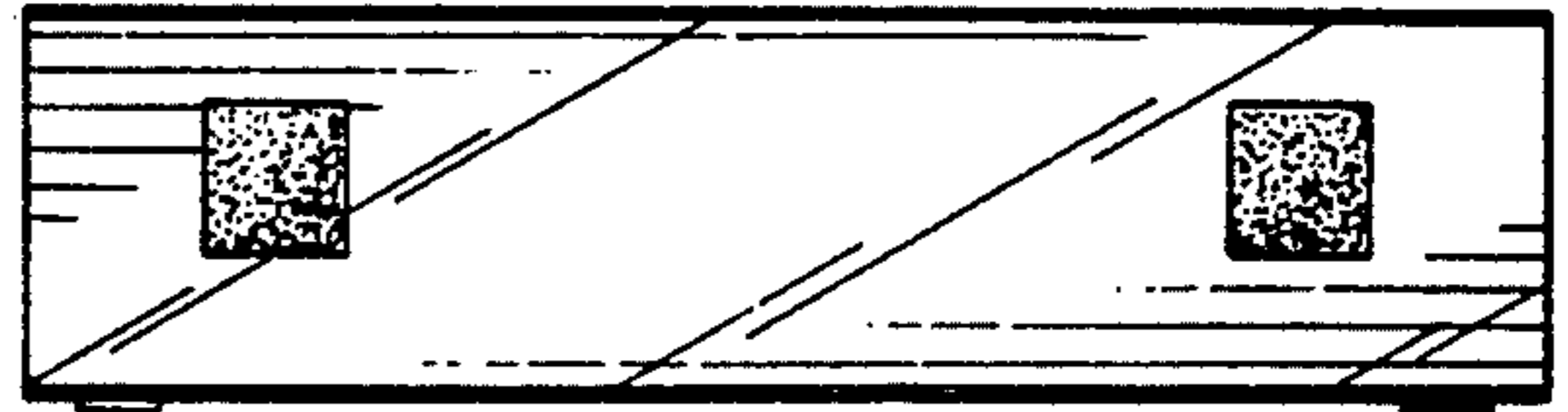


Fig 4

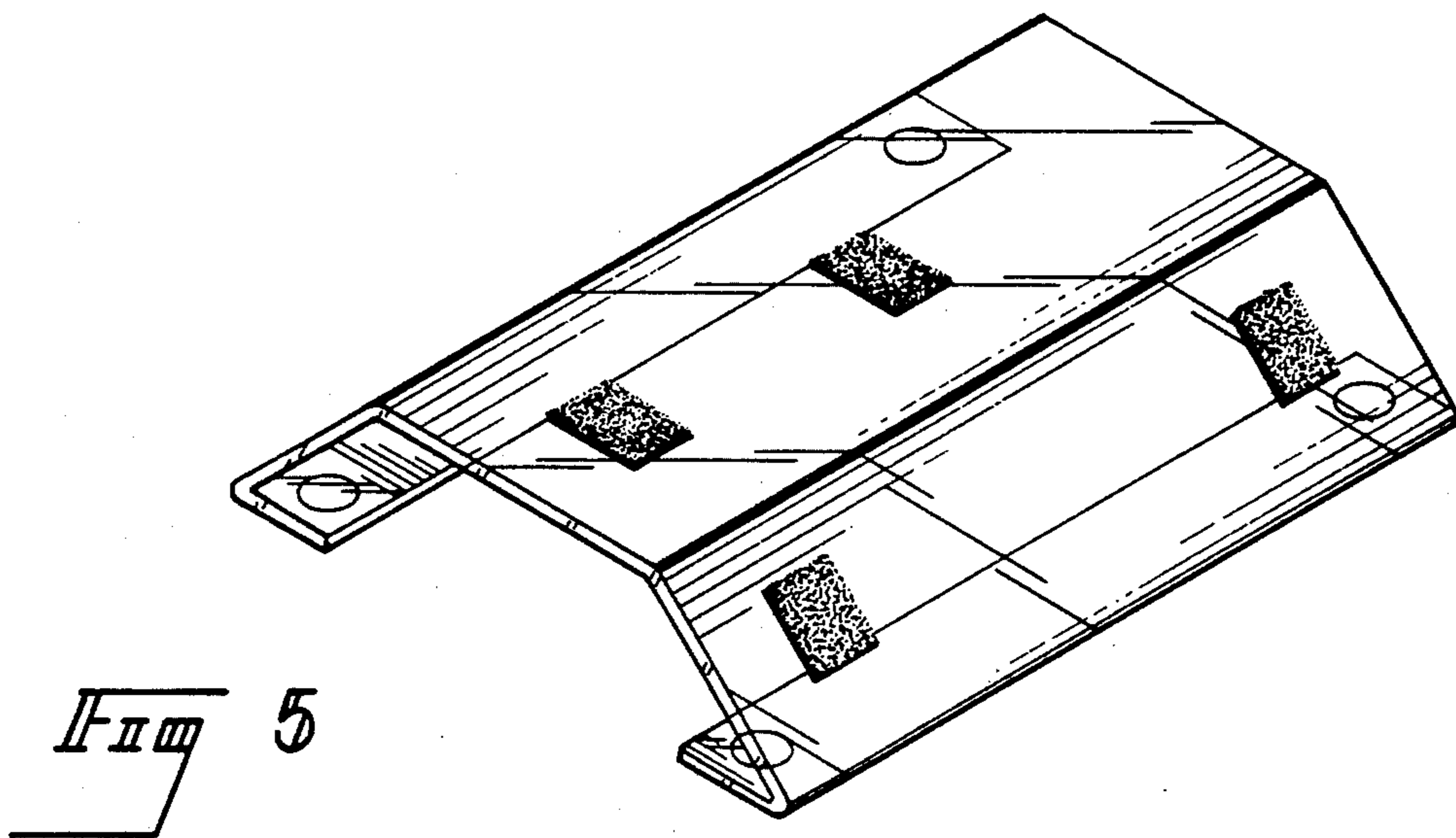


Fig 5